

American English

# Family and Friends 3

Student Book



موسسه زبان دهخدا  
dekhodaedu.com

Tamzin Thompson


OXFORD

Time to Talk!  
Student Audio CD  
with songs

American English

# Family and Friends 3

Student Book



**Tamzin Thompson**  
**Naomi Simmons**

OXFORD

# Scope and sequence

## Starter: My family

page 4

Family words    Adjectives    Months of the year    Numbers 1–100    Comparatives

	Words	Grammar	Phonics	Skills	
<b>1</b>	<b>They're from Australia!</b>				page 8
	Countries Seasons / Home	Simple present: <i>be</i> <i>Where are you from? I'm from Korea.</i>	Consonant blends: <i>cr: crayon</i> <i>br: brush</i> <i>sp: spoon</i> <i>sn: snake</i> <i>dr: drink</i> <i>pl: play</i>	Reading: a story: 'The Selfish Giant' Listening: identifying details about age, birthday, country, and favorite season Speaking: asking and answering about age, country, and favorite season Writing: capitalising proper nouns and sentence beginnings; writing about myself (Workbook)	
<b>2</b>	<b>My weekend</b>				page 14
	Hobbies	<i>Like + verb + ing</i> <i>I like reading. I don't like fishing.</i> <i>Does he like playing chess?</i> <i>Yes, he does. / No, he doesn't.</i>	Magic <i>e</i> : <i>a_e: face, space</i> <i>i_e: kite, bike</i> <i>o_e: rope, stone</i> <i>u_e: June, cube</i>	R: a penpals website L: identifying details about different penpals S: choosing a penpal based on hobbies W: full forms and short forms; writing an email about my hobbies (WB)	
<b>3</b>	<b>My things</b>				page 20
	My things / phrasal verbs Collections	<i>your / our / their</i> <i>That's their CD player.</i> <i>Can for permission / requests</i> <i>Can I use your DVD player?</i> <i>Yes, you can. / No, you can't.</i>	Words with <i>ar</i> : <i>car, park, shark, star, scarf</i>	R: a school project L: identifying details about collections S: talking about collections W: punctuation marks: question marks, commas, and periods; writing about a child's collection (WB)	
Review 1					page 26
Extensive reading and project: Family					
<b>4</b>	<b>We're having fun at the beach!</b>				page 30
	Water sports Adjectives to describe places	Present progressive: affirmative and negative <i>I'm swimming. He isn't snorkeling.</i>	<i>all endings:</i> <i>ball, mall, wall, tall, small</i>	R: a vacation brochure L: identifying details about beach activities S: describing what you like doing at the beach W: spelling rules for the gerund form; writing a postcard about my trip (WB)	
<b>5</b>	<b>A funny monkey!</b>				page 36
	Zoo animals Adjectives to describe emotions and things	Present progressive: questions and short answers <i>Is the monkey eating the sandwich?</i> <i>Yes, it is. / No, it isn't.</i>	<i>oy and oi spellings:</i> <i>oy: boy, toy, oyster</i> <i>oi: coin, oil, soil</i>	R: a story: 'The Lion and the Mouse' L: identifying different frames of a cartoon strip S: describing different frames of a cartoon strip W: using quotation marks; writing a fact file about animals (WB)	
<b>6</b>	<b>Jim's day</b>				page 42
	Daily routine Time words	Simple present: affirmative, negative, and questions <i>He gets up early. He doesn't get up late.</i> <i>Do you walk to school?</i> <i>Yes, I do. / No, I don't.</i>	<i>ow and ou spellings:</i> <i>ow: cow, clown, flower</i> <i>ou: house, round, mouse</i>	R: a website about Cyber School L: identifying details about a student's day S: describing daily routine W: proper nouns; writing information about me (WB)	
Review 2					page 48
Extensive reading and project: Animals					page 50
<b>7</b>	<b>Places to go!</b>				page 52
	Places in town Performances	Simple present and adverbs of frequency: <i>always, sometimes, never</i> <i>I sometimes go to the library.</i> Prepositions of time: <i>on, at, in</i> <i>My birthday is in May.</i>	<i>Id and It endings:</i> <i>Id: child, shield, field</i> <i>It: belt, quilt, adult</i>	R: a movie review L: identifying details about free-time activities S: describing free-time activities W: verbs, adjectives, and prepositions; writing an email to invite a friend to the movies (WB)	

Words	Grammar	Phonics	Skills	
<b>8 I'd like a melon</b>				<b>page 58</b>
Food	Countable and uncountable nouns <i>a / an / some</i> <i>I'd like a melon.</i> <i>Would you like some cereal?</i> <i>Yes, please. / No, thanks.</i>	<i>nd, nt, and mp</i> endings <i>nd: hand, pond</i> <i>nt: plant, tent</i> <i>mp: lamp, camp</i>	R: a recipe L: identifying what people want at the store S: a role play: at the store W: adjective order; writing a recipe (WB)	
<b>9 What's the fastest animal in the world?</b>				<b>page 64</b>
Describing places	Comparative adjectives <i>An ocean is wider than a lake.</i> Superlative adjectives <i>The fastest animal in the world is the cheetah.</i>	Long vowel sound <i>a:</i> <i>rain, train</i> <i>Monday, tray</i> <i>case, race</i>	R: a website: 'World Records' L: identifying geographical features S: describing geographical features W: placement of adverbs of frequency; writing about things I do (WB)	
<b>Review 3</b>				<b>page 70</b>
<b>Extensive reading and project: Food</b>				
<b>10 In the park!</b>				<b>page 74</b>
In the park Verbs	<i>must / mustn't</i> for rules and obligations <i>You must walk on the path.</i> <i>You mustn't walk on the grass.</i>	Long vowel sound <i>e:</i> <i>dream, ice cream</i> <i>queen, green</i> <i>jelly, happy</i>	R: a story: 'The Gingerbread Man' L: identifying library rules S: describing library rules W: using <i>and / or</i> in sentences; writing school rules (WB)	
<b>11 In the museum</b>				<b>page 80</b>
Transportation Prepositions	Simple past with <i>be</i> : affirmative and negative <i>There was a park in our town fifty years ago.</i> <i>lots of, some, any</i> <i>There weren't any planes two hundred years ago.</i>	Long vowel sound <i>i:</i> <i>night, light</i> <i>sky, dry</i> <i>smile, shine</i>	R: a history poster: 'The First Thanksgiving' L: identifying aspects of settler life S: describing aspects of settler life W: using paragraphs in writing; writing about my town in the past and now (WB)	
<b>12 A clever baby!</b>				<b>page 86</b>
Adjectives to describe people	Simple past with <i>be</i> and <i>have</i> : affirmative and negative <i>I wasn't tall when I was five. We were happy when you were young. He had a book when he was a baby.</i>	Long vowel sound <i>o:</i> <i>snow, elbow</i> <i>coat, soap</i> <i>nose, stone</i>	R: a poem: 'My Grandma' L: distinguishing details about a grandpa S: making true / false statements about a grandpa W: using <i>and</i> and <i>but</i> in sentences; writing about my family (WB)	
<b>Review 4</b>				<b>page 92</b>
<b>Extensive reading and project: Transportation</b>				<b>page 94</b>
<b>13 The Ancient Mayans</b>				<b>page 96</b>
Verbs Adjectives to describe things	Simple past with regular verbs: affirmative, negative, and questions <i>They lived 2,000 years ago.</i> <i>They didn't live in apartments.</i> <i>Did they cook good food?</i> <i>Yes, they did. / No, they didn't.</i>	Long vowel sound <i>u:</i> <i>moon, boot</i> <i>blue, glue</i> <i>tune, tube</i>	R: an information poster: 'Hammocks' L: identifying details about someone's day S: describing details of someone's day W: using topic headings in paragraphs; writing about the Ancient Mayans and today (WB)	
<b>14 Our vacation!</b>				<b>page 102</b>
Vacation things Time words	<i>be going to + verb</i> <i>He's going to play basketball tomorrow.</i> <i>Are you going to swim in the ocean?</i> <i>Yes, I am. / No, I'm not.</i>	Words with <i>oo:</i> <i>book, wool, wood,</i> <i>hood, cook</i>	R: a postcard L: identifying details about a boy's vacation S: discussing plans for the following week W: opening and closing remarks in an email or letter; writing an email to a friend (WB)	
<b>Review 5</b>				<b>page 108</b>
<b>Extensive reading and project: School</b>				<b>page 110</b>
<b>Picture dictionary</b>				<b>page 112</b>
<b>Word list</b>				<b>page 118</b>

# Starter

# My family

## Lesson One

1 Listen, point, and repeat. 01

grandma

grandpa

mom

dad


aunt

uncle

brother

sister

cousin



Max

Holly

Amy

Leo

Hello. I'm <sup>1</sup> Leo and I'm 11. Amy is my sister. We have a big family.

Hi. I'm <sup>2</sup> \_\_\_\_\_. I'm Leo's sister. I have an aunt and an uncle and I have two cousins.

Hi. I'm <sup>3</sup> \_\_\_\_\_. I'm seven. Max is my brother. He's nine.

Hello. I'm <sup>4</sup> \_\_\_\_\_. I have a sister. Her name is Holly. She's seven. We have two cousins. Their names are Amy and Leo.

2 Read and write the names.

3 Listen and check. 02

1 Read and write T (true) or F (false).



- 1 The red car is bigger than the blue car. T
- 2 The green car is bigger than the blue car.
- 3 The green car is faster than the red car.
- 4 The red car is faster than the green car.
- 5 The blue car is slower than the green car.
- 6 The blue car is slower than the red car.

2 Write.




The elephant is bigger (big) than the monkey.



The giraffe is     (tall) than the zebra.



The donkey is     (fast) than the cow.



The goat is     (small) than the horse.

3 Read and write T (true) or F (false).

- 1 It was sunny. T
- 2 The children were sad.
- 3 The girl was hungry.
- 4 The boy was angry.
- 5 Mom and Dad were cold.



The red car is bigger than the blue car.

Starter

5

## Lesson Three

### 1 Listen and repeat. 03

January

February

March

April

May

June

July

August

September

October

November

December


### 2 Listen and sing. 04

#### Twelve months in a year

January, February, March, and April,  
January, February, March, and April,  
January, February, March, and April,  
Twelve months in a year!

May, June, July, then August, and September,  
May, June, July, then August, and September,  
May, June, July, then August, and September,  
Twelve months in a year!



October, November, and December,  
October, November, and December,  
October, November, and December,  
Twelve months in a year!



1 Look and match.

ten						sixty
	40		90		30	
twenty		10				seventy
			80			
thirty	100					eighty
		50		70		ninety
forty						
	60		20			one hundred
fifty						

2 Listen, point, and repeat.  05

			
twenty-one	twenty-two	twenty-three	twenty-four

				
twenty-five	twenty-six	twenty-seven	twenty-eight	twenty-nine

3 Write the answers.

1 ten + fifty = sixty

3 twenty + twenty = \_\_\_\_\_

2 seventy + ten = \_\_\_\_\_

4 sixty-three + thirty-one = \_\_\_\_\_

# 1

# They're from Australia!

## Lesson One Words

### 1 Listen, point, and repeat. 06



Korea



Vietnam



Mexico



Thailand



Australia



the U.S.A.



Brazil

### 2 Listen and read. 07

1

Holly Where are our cousins?  
Max I don't know.

2

Holly Where are those people from?  
Max They aren't from Australia. They're from Mexico. Look at the flag.

3

Holly Look! Are they our cousins?  
Max No, Holly. They're from Vietnam. Look at their bags. Our cousins are from Australia.

4

Amy Look behind you, Holly! I'm Amy and this is Leo.  
Leo We're your cousins. It's nice to meet you!

1 Listen to the story and repeat. Act.

2 Listen and repeat. 08

Let's learn!

Where <b>are you</b> from?	<b>I'm</b> from Korea.
Where <b>is he</b> from?	<b>He's</b> from Brazil.
Where <b>are they</b> from?	<b>They're</b> from Vietnam.



3 Read and check (✓).



- 1 He's from Korea. ☐  
She's from Korea. ☒



- 2 They're from Brazil. ☐  
She's from Brazil. ☐



- 3 We're from Mexico. ☐  
He's from Mexico. ☐



- 4 They're from the U.S.A. ☐  
I'm from the U.S.A. ☐

4 Write.

We're She's ~~He's~~ They're

- 1 Tom is nine. He's from the U.S.A.  
2 Jenny is eight. \_\_\_\_\_ from Australia.  
3 Sun-Mi and I are friends. \_\_\_\_\_ from Korea.  
4 Jaidee and Tai are brothers. \_\_\_\_\_ from Thailand.

## Lesson Three Grammar and Song

### 1 Choose a boy or a girl. Ask and answer.



Is it a girl?

Yes, it is.

Where is she from?

She's from Korea.

How old is she?

She's eight.

It's Ji-Young!

### 2 Write about three people.

Ji-Young is eight. She's from Korea. Tom is ...

### 3 Listen and sing. 09

### 4 Sing and do.

#### Where are you from?




I'm from Brazil.  
It's nice to meet you!  
Hello, hello,  
Nice to meet you, too.  
This is my friend.  
He's from the U.S.A.  
Hello, hello,  
How are you today?  
Where are you from?  
I'm from \_\_\_\_\_.  
Hello, hello,  
How are you today?



1 Listen, point, and repeat. 10



2 Listen and chant. 11



3 Read the chant again. Circle the words from Exercise 1.

4 Circle the beginning letters. Listen and check 12



br dr cl tr



tr cl cr sl



sm br st sp



dr sn cr pl



pr sn pl fr



sn br dr sp



cr tr cl dr



sp cr fl pl

## Reading

1 Listen, point, and repeat. 13



spring



summer



fall



winter



garden


2 Describe what is happening in the pictures below.

3 Listen and read. 14

## The Selfish Giant



The giant has a lovely garden. The children want to play in the garden, but the giant is selfish. "It's MY garden," he says. "I don't want children here." He builds a wall around the garden.



Spring comes but there are no flowers or birds in the giant's garden. It is winter all year there. The giant isn't happy.

Then one day, the children find a hole in the wall. They go in and play. The giant hears children in his garden. There are birds and flowers, too.



The giant is happy because it is spring again. "This is your garden now, children," he says. The children are happy and the giant is not selfish now.

4 Read again and put the sentences in the correct order.

a The children want to play in the garden.

1

c The giant hears children in the garden.

e The children and the giant are happy.

b It is spring. But in the giant's garden it is winter.

d The giant builds a wall.

f The children find a hole in the wall.

**Listening**

**1 Listen and check (✓). 15**

1 How old is Katie?



2 When is her birthday?



3 Where is she from?



4 What is her favorite season?



**Speaking**

**2 Ask and answer about you.**

How old are you?

I'm nine.

Where are you from?

I'm from Korea.

What's your favorite season?

My favorite season is summer.

**Writing**

We use **capital letters** with:

countries – **K**orea

months – **A**pril

names – **B**illy

We start new sentences with capital letters.

**M**y name is Helen.

**3 Write the sentences with capital letters.**

1 jenny is ten. she's from brazil.

*Jenny is ten. She's from Brazil.*

2 i'm from mexico.

3 alex is from brazil.

4 is kim from thailand?

5 it's hot in australia in december.

6 he's from vietnam.

Complete writing page 13 of Workbook 3.



# 2

## My weekend

### Lesson One Words

#### 1 Listen, point, and repeat. 16



read comics



do gymnastics



play chess



fish



play basketball






take photos



play volleyball

#### 2 Listen and read. 17



1 Listen to the story and repeat. Act.

2 Listen and repeat. 18

Let's learn!

I like reading.

Do you like playing chess?

He likes reading comics.

Does he like playing chess?

I don't like fishing.

Yes, I do.

No, I don't.

He doesn't like fishing.

Yes, he does.

No, he doesn't.

I like fishing! Do you like fishing?



3 Read and circle.



- 1 The girl likes / doesn't like reading comics.
- 2 Dad likes / doesn't like taking photos.
- 3 The boys like / don't like playing basketball.
- 4 Mom likes / doesn't like painting.

4 Write.



He likes playing chess.



They \_\_\_\_\_ doing gymnastics.



She \_\_\_\_\_ fishing.



He \_\_\_\_\_ playing volleyball.






















Do you like fishing? No, I don't.

Unit 2

15

## Lesson Three Grammar and Song

1 Choose a boy. Ask and answer.

	Alex	Lee	Fred	Max	Jack	Billy
						
						
						

Does he like fishing? Yes, he does.

Does he like reading comics? Yes, he does.

Does he like playing basketball? No, he doesn't.

It's Jack!

2 Write about a boy.

Lee doesn't like fishing. He likes reading comics. He ...

3 Listen and sing.  19

4 Sing and do.

### I'm happy it's the weekend!

Dad likes playing basketball,  
He also likes playing chess.  
Mom likes playing tennis,  
But I like fishing best!

I'm happy it's the weekend,  
Hip, hip, hip, hurray!  
My family loves the weekend,  
We have fun all day!

Mom likes drawing pictures,  
And I like drawing, too.  
Dad likes taking photos,  
So we have lots to do!



1 Listen, point, and repeat. 20

a\_e

face

space

i\_e

kite

bike

Magic e  
makes the  
vowel long!



o\_e

rope

stone

u\_e

June

cube



2 Listen and chant. 21



Let's play together, me and you.

I have a kite,  
And a jump rope too.

I have a cube,  
And a toy from space.  
Look. It has a purple face.

3 Read the chant again. Circle the words from Exercise 1.

4 Complete the words. Listen and check. 22

a\_e i\_e o\_e u\_e



k\_i\_t\_e



f\_o\_c\_e



st\_o\_n\_e



sp\_a\_c\_e



b\_i\_k\_e



r\_o\_p\_e

## Reading

1 Listen, point, and repeat. 23



play the guitar



shop



cook



play the piano






visit family

2 Look at the text. Where are the children from?

3 Listen and read. 24

www.penpalsfromaroundtheworld.com

Friends	Penpals!	Family	Pets
<p>Hi! My name's <b>Jon</b>. I'm nine. I'm from the U.S.A. I like playing the guitar. I don't like playing chess, and I really hate shopping. It's boring! What do you like doing? Email me at <a href="mailto:jon09@mailme.com">jon09@mailme.com</a>!</p> 	<p>Hello! I'm <b>Rosa</b>. I'm eight and I'm from Mexico. I like cooking and visiting my family. I love taking photos, too. This is a photo of me and my friend. My email address is <a href="mailto:rosa@abc.com">rosa@abc.com</a>. Please write to me!</p> 	<p>Hi! My name's <b>Joe</b> and I'm ten. I'm Korean. I don't like playing volleyball but I like doing gymnastics. It's great! Do you like doing gymnastics? Email me at <a href="mailto:joe10@quickmail.com">joe10@quickmail.com</a>!</p> 	

4 Read again and answer the questions.

- |   |   |
|---|---|
| 1 Does Jon like playing the guitar? <u>Yes.</u> | 2 Does Jon like shopping? _____         |
| 3 Does Rosa like cooking? _____                 | 4 Does Rosa like taking photos? _____   |
| 5 Does Joe like playing volleyball? _____       | 6 Does Joe like doing gymnastics? _____ |

## Listening

1 Listen and match. What do they like? 25



## Speaking

2 Ask and answer.



**Billy likes ...**  
playing volleyball  
reading comics  
playing basketball



**Maya likes ...**  
cooking  
playing tennis  
doing gymnastics



**Yusef likes ...**  
watching TV  
playing chess  
playing the piano



**Lily likes ...**  
playing the guitar  
taking photos  
shopping

I want a penpal.

What do you like doing?

I like taking photos.

Lily likes taking photos.  
Write an email to Lily!

## Writing

We use an **apostrophe** (') to make contractions.

**Full form**   **Short form**

I am → I'm  
she is → she's  
it is → it's  
we are → we're  
they are → they're

**Full form**   **Short form**

is not → isn't  
are not → aren't  
do not → don't  
does not → doesn't

3 Write the short form.

- Kim doesn't (does not) like shopping.
- Jay \_\_\_\_\_ (does not) have a guitar.
- The children are at school.  
\_\_\_\_\_ (They are) in the classroom.
- He \_\_\_\_\_ (is not) hungry.

Complete writing page 19 of Workbook 3.



# 3 My things

## Lesson One Words

### 1 Listen, point, and repeat. 26



### 2 Listen and read. 27

1

**Leo** Amy, can you turn on the TV, please?  
**Amy** Max, watch this!  
**Max** No. I like my book.  
**Amy** Your book is boring!  
**Max** No, it isn't!

2

**Holly** Can I use your computer, Leo?  
**Leo** Yes, you can. Do you have a school project?  
**Holly** Yes. It's about space.

3

**Holly** Leo ... I think it's broken.  
**Max** My book is about space, Holly. You can read it.  
**Holly** Well ... OK.

4

**Max** Can I have my book, please?  
**Holly** No! It's great!

1 Listen to the story and repeat. Act.

2 Listen and repeat. 28

Let's learn!

This is **your** CD.  
That's **our** camera.  
That's **their** CD player.

Can I **use** your DVD player?  
Yes, you **can**. No, you **can't**.



3 Write. **your** **our** **their**

Is this <sup>1</sup> your computer?



Yes, it's <sup>2</sup> \_\_\_\_\_ computer.

<sup>3</sup> \_\_\_\_\_ dog is small.  
<sup>4</sup> \_\_\_\_\_ dog is big.



Is this <sup>5</sup> \_\_\_\_\_ MP3 player?



No, it's <sup>6</sup> \_\_\_\_\_ MP3 player.

4 Write.




Can we turn on the TV?

No, you can't.



Can he have dinner at our house?

\_\_\_\_\_



Can I use your computer?

\_\_\_\_\_



Can we listen to our CD?

\_\_\_\_\_

## Lesson Three Grammar and Song

### 1 Ask and answer.

open the window


help me with my homework

turn on the TV

turn off the CD player

close the door

put on your coat



What's Picture 2?

Can you open the window, please?

What's Picture 6?

Can you help me with my homework, please?

### 2 Close your book and write three questions.

Can you open the window, please?

### 3 Listen and sing. 29

### 4 Sing and do.



#### It's rainy today

It's rainy today.  
Can we watch a DVD?  
It's rainy today.  
Can we play our new CD?  
It's a rainy day.  
Can we watch TV?  
Can you watch a show with me?  
It's a rainy day.

It's sunny today.  
Can we play out in the sun?  
It's sunny today.  
We can have a lot of fun.  
Can we run and can we play?  
Can you play with me all day?  
It's a sunny day.



1 Listen, point, and repeat. 30

<b>ar</b>	<b>car</b>	<b>park</b>	<b>shark</b>	<b>star</b>	<b>scarf</b>
					

2 Listen and chant. 31



I'm in the car,  
After playing in the park.  
I have an orange scarf,  
I have a toy shark.

3 Read the chant again. Circle the words with *ar*.

4 Match the words that rhyme. Write.

farm star art shark



start b



car d



art



park a



arm c



## Reading

1 Listen, point, and repeat. 32



2 Describe what you can see in the pictures below.

3 Listen and read. 33

## Our Collections

The children in Class 3B like collecting things.  
Look at their collections!

I love soccer and I have a collection of soccer stickers. I have 60 stickers and they're in a special sticker book. My friends have sticker collections, too. I give my friends some of my stickers and they give me some of their stickers.

Tony, 9



I have a great collection of pins. I have 50 pins. They are in my bedroom. My pins have lots of different pictures on them. My favorite pin has a picture of a cute rabbit on it. I wear my pins on my jackets, bags, and hats. They're really cool!

Emily, 10

4 Read again and write.

Emily    Tony

1 Tony loves soccer.

2 \_\_\_\_\_ has a pin collection.

3 \_\_\_\_\_ has 50 pins.

4 \_\_\_\_\_ has 60 stickers.

5 \_\_\_\_\_ has a special book.

6 \_\_\_\_\_ wears pins on her jackets.

Listening

1 Listen and match. What do they collect? 34



Josh



May



Eva and Ben



Sasha



Speaking

2 Look at the pictures. Ask and answer.

Does Josh have a collection?

Yes, he does. He has a shell collection.

How many shells does he have?

He has one hundred shells.

Speaking

Look at the **punctuation marks**.

Do you have lots of pins?

We have a DVD player, a camera, and a computer.

3 Write the punctuation marks.

. , ?

1 I collect pins and stickers .

2 Do you have a sister \_

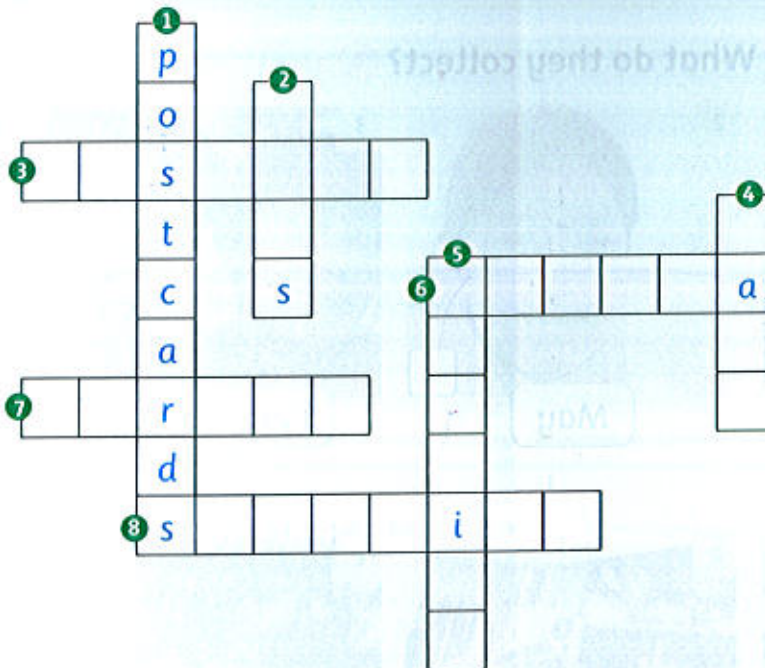
3 We have a CD player \_ a computer \_ and a television \_

4 Can I use your camera \_

## Review 1



### 1 Complete the crossword.



### 2 Write the correct words.


fishing   camera   playing  
season   taking   country

Anne is nine. She's from Australia. Australia is a hot country. Anne likes living in Australia. Her favorite season is summer. Anne likes fishing volleyball on the beach. She doesn't like taking. She likes playing photos. She has a great camera.













### 3 Read and write T (true) or F (false).

- 1 Nan is from Mexico. F
- 2 Lucas and Bruno are from Brazil. T
- 3 Billy is from the U.S.A. T
- 4 Rosa is from Korea. F
- 5 Kate and Megan are from Australia. F
- 6 Tri is from Thailand. F



## 4 Write. like likes don't like doesn't like

Lucas	Jo and Sue	Rosa	Jon and Gary	Emma
				
				

- 1 Lucas likes playing volleyball. He doesn't like fishing.  
 2 Jo and Sue \_\_\_\_\_ doing gymnastics. They \_\_\_\_\_ playing the piano.  
 3 Rosa \_\_\_\_\_ reading comics. She \_\_\_\_\_ playing chess.  
 4 Jon and Gary \_\_\_\_\_ taking photos. They \_\_\_\_\_ playing the guitar.  
 5 Emma \_\_\_\_\_ cooking. She \_\_\_\_\_ shopping.

## 5 Read and write the numbers.

- 1 Can I use your MP3 player?  
 2 Can we have a cake?  
 3 Can we watch our DVD?  
 4 Can I play with them?




## 6 Read and complete the words.

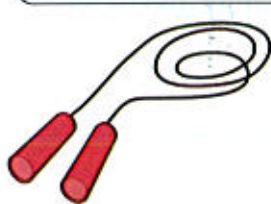
a\_e i\_e o\_e u\_e



- 1 I can ride a  
b i k e .



- 2 It's a  
c u b e .



- 3 My jump  
r o p e is  
very long.



- 4 Look! This  
toy is from  
s p a c e .



- 5 The dog is  
sitting on a  
big st o n e .



## Extensive reading: Family

1 Look at the texts. Where do you think the children are from?

What do you think they do every day?

2 Read.

### Families around the world

**My name is Lin and I'm from Vietnam.** I live with my parents and my two brothers. We all get up early every morning. I have a bowl of rice soup for breakfast. After breakfast, my brothers and I take the bus to school. We sing the national song before our lessons start. We play games at lunch time and then we have more lessons. School finishes at four o'clock. In the evening, my mom cooks dinner. We usually eat rice with vegetables and fish or meat. After dinner, I do my homework. I go to bed at ten o'clock.



**I'm Ivan and I'm from Russia.** I live with my mom, my dad, my grandma, and my sister. Mom and Dad go to work every day, so Grandma makes my breakfast. I usually have tea and bread with honey. I walk to school with my friend. We have lessons all morning, but when we need a break we do some exercises. I go home at lunch time. After lunch, I do my homework. Sometimes, I help Dad work in the back yard. In the evenings, I read or watch TV. I go to bed at nine o'clock.



**3** Read again. Who finishes school at lunch time? Who sings a song every day?

**4** Read again and answer the questions.

- 1 How many brothers does Lin have?
- 2 What does Lin eat for breakfast?
- 3 How does Lin get to school?
- 4 Who makes Ivan's breakfast?
- 5 What does Ivan do in the evening?
- 6 What time does Ivan go to bed?

**5** Ask and answer.

- 1 Is your day different to Lin's day? How?
- 2 Describe your daily routine.

**6** Make a family poster.



# 4

# We're having fun at the beach!

## Lesson One Words

1 Listen, point, and repeat. 35



2 Listen and read. 36

1

**Amy** Hello, Mom! We're having fun at the beach!  
**Amy's mom** That's good. Is Max in the water?  
**Amy** No, he isn't. He's reading his book.

2

**Amy's mom** Is Holly in the water?  
**Amy** No, she isn't. She's playing with her ball.

3

**Amy** Leo is in the water.  
**Amy's mom** Oh, yes. Leo likes snorkeling.  
**Amy** He isn't snorkeling. He's surfing. He's very good.  
**Max** Look! Leo is standing on his hands!  
**Holly** Wow!

4

**Max** Oh, no! Leo is falling!  
**Amy** Leo isn't surfing now. He's swimming!

1 Listen to the story and repeat. Act.

2 Listen and repeat. 37

Let's learn!

I'm **swimming**.

I'm **not** surfing.

He's **surfing**.

He **isn't** snorkeling.

We're **sailing**.

They **aren't** waterskiing.



Sometimes the spelling changes:  
take – **taking**      run – **running**  
swim – **swimming**      ride – **riding**

3 Read and match.

- 1 She's windsurfing.
- 2 They're snorkeling.
- 3 She's waterskiing.
- 4 He's kayaking.
- 5 They're surfing.



4 Write.

's    isn't    're    aren't



He isn't sleeping.  
He 's eating.



They \_\_\_\_\_ taking photos.  
They \_\_\_\_\_ drawing pictures.



She \_\_\_\_\_ playing with a ball.  
She \_\_\_\_\_ reading a book.



We \_\_\_\_\_ swimming.  
We \_\_\_\_\_ windsurfing.

## Lesson Three Grammar and Song



موسسه زبان دهخدا  
dehkhodaedu.com

### 1 Look and say.

eat a sandwich / eat some ice cream      wear a hat / wear sunglasses  
waterski / surf      look at a bird / look at a fish



The boy isn't eating some ice cream. He's eating a sandwich.

It's B!

### 2 Write about A or B.

A: The boy is eating some ice cream. He isn't ...

### 3 Listen and sing. 38

### 4 Sing and do.

#### At the beach!

We're playing at the beach today,  
We're having lots of fun.  
We're swimming and we're surfing,  
And we're sitting in the sun.

We all like playing at the beach,  
It's sunny here today.  
We can windsurf at the beach,  
And we can swim and play.


We're sailing in our little boat,  
My dad is helping me.  
We're snorkeling and diving,  
There are lots of fish to see.



1 Listen, point, and repeat. 39



2 Listen and chant. 40



3 Read the chant again. Circle the words with *all*.

4 Match and write.



w



t



sm



m



b

all

1 wall

2 \_\_\_\_\_

3 \_\_\_\_\_

4 \_\_\_\_\_

5 \_\_\_\_\_

## Reading

1 Listen, point, and repeat. 41



polluted



clean



dangerous



beautiful



ugly

2 Look. What can you do with the dolphins?

3 Listen and read. 42


## Dolphin Dreams

Are you looking for the perfect vacation?

*Dolphin Dreams* is the perfect vacation! We take people in our boats and we visit dolphins. You can swim with beautiful dolphins!

## Do you know ... ?

- ☀ Dolphins aren't dangerous. They are very friendly. They love playing with people.
- ☀ Dolphins can't breathe under water, but they can stay under water for about fifteen minutes.
- ☀ Dolphins live in families.
- ☀ Dolphins have names. Their names are special sounds. They use the sounds to call their friends and family.
- ☀ Dolphins can't live in polluted water. They can only live in clean water.



BOOK YOUR VACATION TODAY!

4 Read again and write.

dangerous

polluted

clean

~~beautiful~~

- 1 Dolphins aren't ugly. They are beautiful.
- 2 Dolphins are friendly. They aren't \_\_\_\_\_.
- 3 Dolphins can't live in \_\_\_\_\_ water.
- 4 They can live in \_\_\_\_\_ water.

Listening

1 Listen and write the numbers. 43



Speaking

2 Ask and answer about you.

snorkeling    swimming    surfing    waterskiing  
windsurfing    playing    sailing    kayaking

What do you like doing at the beach?

I like snorkeling.

Writing

Present progressive verbs – **spelling**

cook → cook + ing = cooking

take → take + ing = taking

3 Write the correct form of the verbs.

- 1 I like watching (watch) dolphins.
- 2 Do you like \_\_\_\_\_ (take) photos?
- 3 I like \_\_\_\_\_ (cook).
- 4 Does Adam like \_\_\_\_\_ (write) emails?
- 5 Do you like \_\_\_\_\_ (read)?
- 6 My friend doesn't like \_\_\_\_\_ (listen) to music.

Complete writing page 33 of Workbook.3




# 5




## A funny monkey!

### Lesson One Words

#### 1 Listen, point, and repeat. 44



#### 2 Listen and read. 45



1 Listen to the story and repeat. Act.

2 Listen and repeat. 46

Let's learn!

Are you reading?

Yes, I am. No, I'm not.

Is the monkey eating the sandwich?

Yes, it is. No, it isn't.

Are they eating?

Yes, they are. No, they aren't.

Is the crocodile sleeping?



3 Read and check (✓).



Is the boy reading?

Yes, he is. ☐

No, he isn't. ☒



Are the girls playing chess?

Yes, they are. ☐

No, they aren't. ☐



Is the monkey playing with a ball?

Yes, it is. ☐

No, it isn't. ☐



Is Mom shopping?

Yes, she is. ☐

No, she isn't. ☐

4 Write.

1 Are the kangaroos jumping? No, they aren't.

2 Is the lizard sleeping? \_\_\_\_\_

3 Is the woman painting? \_\_\_\_\_

4 Are the monkeys eating? \_\_\_\_\_



Is the crocodile sleeping? No, it isn't.

Unit 5

37

## Lesson Three Grammar and Song


### 1 Choose a girl. Ask and answer.

wear a hat

write in a notebook

eat a sandwich

take a photo



Is she wearing a hat?

Yes, she is.

Is she taking a photo?

No, she isn't.

Is she eating a sandwich?

No, she isn't.

It's Amy!


### 2 Write about a girl.

Ruth is taking a photo. She's ...

### 3 Listen and sing. 47

### 4 Sing and do.

#### Are the monkeys climbing?



Are the monkeys climbing?

Yes, they are.

Are the zebras running?

Yes, they are.

Are the tigers walking?

Are the parrots talking?

Are the monkeys climbing?

Yes, they are.

Are the penguins swimming?

Yes, they are.

Are the parrots flying?


Yes, they are.

Are the lizards eating?

Are the lions sleeping?

Are the penguins swimming?

Yes, they are.



1 Listen, point, and repeat. 48

boy



toy



oyster



coin



oil



soil



2 Listen and chant. 49



Roy is a boy,  
A boy, boy, boy.

Playing with a toy,  
A toy, toy, toy.

He can see a coin,  
A coin, coin, coin.

3 Read the chant again. Circle the words with *oy* and *oi*.

4 Match and write.



soil



oy

oi



4



5



6



## Reading

1 Listen, point, and repeat. 50



scared



free



sorry



funny



kind

2 Describe what is happening in the pictures below.

3 Listen and read. 51

## The Lion and the Mouse



One day, a lion is sleeping. A mouse runs over the lion's nose and the lion wakes up. The lion is angry. The mouse is scared. "I'm very sorry," says the mouse. "Don't eat me! I can help you one day."



The lion laughs. "That's funny!" it says. "You are little! How can you help me?" But the lion is not angry now. The mouse runs away.



One year later, the lion is walking in the jungle. A big net falls over the lion. The lion opens its mouth and roars. The mouse hears the lion and it runs to help. "I can help you," says the mouse. The mouse chews the net and makes a big hole. The lion is free. "Thank you," says the lion. "You are little, but you are kind."

4 Read again and write.

lion mouse

1 The lion is sleeping.

2 The \_\_\_\_\_ is angry.

3 The \_\_\_\_\_ is little.

4 The \_\_\_\_\_ runs away.

5 The \_\_\_\_\_ opens its mouth and roars.

6 The \_\_\_\_\_ chews a hole in the net.

Listening

1 Listen and write the numbers. 52



Speaking

2 Look at the pictures. Ask and answer.

climb eat sleep watch run

Is the monkey eating in Picture c?

No, it isn't. It's climbing.

Is the tiger sleeping in Picture c?

No, it isn't. It's eating.



موسسه زبان دهخدا  
dehkhodaedu.com

Writing

We use **quotation marks** to show that someone is speaking.

"I can help you," says the mouse.

3 Write the quotation marks.

- 1 "Thank you," says the lion.
- 2 I'm Emma, says the girl.
- 3 I'm your new teacher, says Mr. Brown.
- 4 These are your desks, he says.  
Please sit down.

Complete writing page 39 of Workbook 3.



# 6

## Jim's day

### Lesson One Words

#### 1 Listen, point, and repeat. 53



have a shower



brush my teeth



get dressed



have breakfast



get up



catch the bus



walk to school

#### 2 Listen and read. 54

1

**Amy** I have an email from Jim! Jim is our cousin in Australia. He's a jackaroo.  
**Max** What's a jackaroo?  
**Leo** Jackaroos work on sheep farms.

2

**Amy** It's a great job! He gets up early every morning. He rides a horse and he looks after the sheep.

3

**Max** It's dangerous! There are lots of snakes in Australia. Does Jim see a lot of snakes?  
**Amy** Yes, he does. Look!

4

**Leo** Jim is lucky. I want to be a jackaroo.  
**Max** I don't! I don't want a dangerous job!

1 Listen to the story and repeat. Act.

2 Listen and repeat. 55

### Let's learn!

He **gets** up early.  
He **doesn't get** up late.

We **catch** the bus.  
They **don't catch** the train.

Does he **live** in a big house?  
**Yes, he does. No, he doesn't.**

What time **does** he **start** work?

Do you **walk** to school?  
**Yes, I do. No, I don't.**

What time **do** you **go** to school?

Look at Amy. She wants to be a jackaroo!



But jackaroos get up early every morning. Amy doesn't get up early!

3 Read and circle.

- 1 Billy get / gets up at seven o'clock.
- 3 Do / Does Katie have a shower in the morning?
- 5 Fred doesn't / don't walk to school every day.

- 2 I has / have breakfast with my family.
- 4 My mom and dad doesn't / don't catch the bus to work.
- 6 Do / Does your friends brush their teeth at night?

4 Write.



Jack gets up (get up) at seven o'clock.



Emma \_\_\_\_\_ (brush) her teeth every morning.



Jen and Jo \_\_\_\_\_ (not catch) the bus to school.



Tom \_\_\_\_\_ (have) breakfast with his family.


Amy doesn't get up early.

Unit 6

43

## Lesson Three Grammar and Song

### 1 Ask and answer.



What time does Tom get up?

He gets up at seven thirty.

### 2 Write about Tom.

Tom gets up at seven thirty. He ...

### 3 Listen and sing. 56

### 4 Sing and do.




#### My day

I get up early every day,  
I have a shower every day,  
I have my breakfast every day,  
I'm busy all day long.

I catch the school bus every day,  
I have my lessons every day,  
I see my school friends every day,  
I'm busy all day long.

I do my homework every day,  
Then I go outside and play,  
I'm very busy every day,  
I'm busy all day long.



1 Listen, point, and repeat. 57

cow



clown



flower



house



round



mouse



2 Listen and chant. 58



The clown has flowers,  
Red and blue.  
He has a round nose,  
But only one shoe.  
  
He has orange hair,  
He's in his house.  
He jumps on a chair,  
He's scared of a mouse!

3 Read the chant again. Circle the words with *ow* and *ou*.

4 Circle the odd one out.

1 cow house flower

2 clown cow round

3 flower house mouse

4 round clown house

5 Write the words in the correct box.

brown out down clown shout house round flower

**OW**

brown

**OU**

## Reading

1 Listen, point, and repeat. 59

first

then

next

finally

every day

2 Look at the text. Where does Ellie live?

3 Listen and read. 60

## Cyber School

Australia is a very big country. A lot of families live on farms. The farms are a long way from towns or cities, so the children don't go to school. They have lessons at home and they talk to their teachers on the internet. They are students of the Cyber School!



Ellie, 10

I live on a farm. There isn't a town for 350 miles! That's six hours in the car! So I do Cyber School. I get up early every day. First, I help on the farm. Then, I watch my teachers on the internet. Next, I do my school work. Finally, I email my work to my teacher. Some of my school friends live 2,000 miles away!

4 Read again and answer the questions.

- |  |   |
|--|---|
| 1 Does Ellie live in a town? <u>No.</u>    | 2 Does Ellie get up late? _____               |
| 3 Does Ellie help on the farm first? _____ | 4 Does Ellie watch her teachers on TV? _____  |
| 5 Does Ellie email her work? _____         | 6 Does Ellie live close to her friends? _____ |

## Listening

### 1 Listen and write the numbers. 61



## Speaking

### 2 Ask and answer about you.

get up   have breakfast   start school  
finish school   have dinner   go to bed

What time do you get up?

I get up at seven thirty.

What time do you have breakfast?

I have breakfast at seven forty-five.

## Writing

**Proper nouns** are names of people or places, and titles of books or movies. **Proper nouns** start with capital letters.

Noun	Proper noun
girl	Ellie
teacher	Mr. Green
country	Korea
city	Chicago
book	Family and Friends
movie	Toy Story

### 3 Read and circle the proper nouns.

- Ellie lives in Australia.
- Mrs. Smith is my new teacher.
- Carlos is from Mexico.
- My favorite movie is Up.
- Jen is older than Beth.
- Helen's favorite movie is Wall • E.
- Washington D.C. is the capital city of the U.S.A.

Complete writing page 45 of Workbook 3.





# Extensive reading: Animals

1 Look at the picture. Where are the anteaters?

2 Read.

## Sunshine City International Aquarium

[Home](#)[Visiting the zoo](#)[Animals](#)[What's on](#)[About us](#)

### Tae the Anteater



The Sunshine City International Aquarium is in Tokyo. It's very big. The aquarium has lots of animals from around the world. You can see lots of fish in the aquarium. You can see frogs, snakes, penguins, and seals, too. There are special shows every day, so visitors can watch the seals doing tricks.

Tae is an anteater. She is six years old. Anteaters usually live in rainforests, but Tae lives at the Sunshine City Aquarium. Tae is very clever. She can open the door of her cage. Sometimes she runs away and hides

in different places in the aquarium. Luckily, the zookeepers at the aquarium can always find Tae. They put her favorite fruit around the aquarium. When Tae comes to get the fruit, the zookeepers catch her and put her back in her cage. But Tae doesn't run away now, because she is busy looking after her baby, Konbu. Konbu is eight months old. He likes riding on Tae's back and playing in his cage. Tae and Konbu are very friendly. They like playing with the zookeepers, and visitors love coming to the aquarium to visit them.

**3** Read again. What animals can you see at the Sunshine City Aquarium?

**4** Read again and answer the questions.

- 1 What animals perform shows at the aquarium?
- 2 How old is Tae?
- 3 How does Tae run away from her cage?
- 4 What does Tae like to eat?
- 5 Why doesn't Tae run away now?
- 6 How old is Konbu?

**5** Ask and answer.

- 1 Do you want to visit the Sunshine City Aquarium? Why / Why not?
- 2 What's your favorite animal? Why?

**6** Make an animal mask. Talk about it.

*I'm a penguin. I'm black and white. I eat fish. I like swimming but I can't fly ...*



# 7 Places to go!

## Lesson One Words

### 1 Listen, point, and repeat. 62



café



library



museum



playground



shopping mall





swimming pool



movie theater

### 2 Listen and read. 63



1 Listen to the story and repeat. Act.

2 Listen and repeat. 64

Let's learn!

We **always** go to the playground.  
I **sometimes** go to the library.  
She **never** goes to the shopping mall.

My birthday is **in** May.  
He plays basketball **on** Fridays.  
We get up **at** eight o'clock.

We always go to the playground on Saturdays.



3 Read and circle.

✓✓ = always    ✓ = sometimes    ✗ = never



Billy never / always rides his bike to school. ✓✓



They never / sometimes watch TV. ✗



Tom sometimes / always takes photos. ✓



Mom sometimes / never listens to music. ✓

4 Write.

on in at

- Sarah's birthday is in March.
- I always have lunch \_\_\_\_\_ one o'clock.
- Dad never works \_\_\_\_\_ Saturdays.
- We sometimes go to the beach \_\_\_\_\_ August.
- You never watch TV \_\_\_\_\_ Mondays.
- The children always go to bed \_\_\_\_\_ nine o'clock.

in / on / at

We always go to the playground on Saturdays.

Unit 7

53

## Lesson Three Grammar and Song

### 1 Choose a boy or a girl. Look and say.

✓✓ = always    ✓ = sometimes  
✗ = never

play soccer

play basketball

play volleyball

	Katie	Billy	Ben	Jenny
✓✓				
✓				
✗				

She always plays basketball.  
She sometimes plays soccer.  
She never plays volleyball.

It's Katie!

### 2 Write about a boy or a girl.

Katie sometimes plays soccer. She never plays volleyball. She ...

### 3 Listen and sing. 65

### 4 Sing and do.



### Come and play with me!

I sometimes play computer games,  
I always ride my bike.  
I sometimes watch a DVD,  
I sometimes fly my kite.

I sometimes snorkel in the sea,  
I sometimes read a book.  
I always play my new guitar,  
I never shop or cook.

I sometimes surf the internet,  
I sometimes watch TV.  
I always have a lot of fun,  
So come and play with me!



1 Listen, point, and repeat. 66

ld

child



shield



field



lt

belt



quilt



adult



2 Listen and chant. 67



A child and an adult,  
Are standing in a field.  
The adult has a quilt.  
The child has a shield.

The quilt is red,  
The shield is gray.  
The adult sits down,  
But the child wants to play.

3 Read the chant again. Circle the words with *ld* and *lt*.

4 Match and write.



be



chi



qui



fie



shie



adu

ld

lt

1 belt

2 \_\_\_\_\_

3 \_\_\_\_\_

4 \_\_\_\_\_

5 \_\_\_\_\_

6 \_\_\_\_\_

## Reading

## 1 Listen, point, and repeat. 68



play



concert



actor




movie



singer

## 2 Look at the text. Where can you see the movie?

## 3 Listen and read. 69



### Dream Castle is a wonderful new movie at the Showtime Movie Theater!

In the movie, Katie and her brother Harry visit their uncle. Their uncle lives in a big, old castle. One day, Katie and Harry find a very big, old door. They open the door and go into the room.

In the room, a princess is sleeping in a big bed. The princess gets up. She thinks she is living one hundred years ago!

Katie and Harry try to hide the princess from their uncle. It is very difficult and they all have lots of funny adventures!


Dream Castle is a movie but the actors also sing!

## 4 Read again and answer the questions.

- 1 Do Katie and Harry visit their grandpa? No.
- 2 Do Katie and Harry find a prince? \_\_\_\_\_
- 3 Is the princess sleeping in a small bed? \_\_\_\_\_
- 4 Do Katie and Harry try to hide the princess? \_\_\_\_\_
- 5 Is the movie sad? \_\_\_\_\_
- 6 Do the actors sing in the movie? \_\_\_\_\_

## Listening

1 Listen and write ✓ or X. 70



## Speaking

2 Ask and answer about you.

watching movies / go to the movie theater    listening to music / go to concerts  
swimming / go to the swimming pool    reading / go to the library  
shopping / go to the shopping mall

Do you like watching movies?

Yes, I do.

Do you ever go to the movie theater?

Yes, I sometimes go to the movie theater.

## Writing

**Verbs** show actions.

walk read cook

**Adjectives** describe nouns.

big cake old house nice day

**Prepositions** describe place, time, and movement.

on the table at ten o'clock

to school in March

3 Circle the **verbs** in red, the **adjectives** in blue and the **prepositions** in green.

1 Their aunt and uncle live in a very big castle.

2 Jack is riding his new bike to school today.

3 I live in a small apartment.

4 I go to the beach on sunny days.

5 My favorite movie starts at nine o'clock.


6 I have a big birthday cake on the table.

# 8

# I'd like a melon

## Lesson One Words

### 1 Listen, point, and repeat. 71



### 2 Listen and read. 72

1

**Amy** Wow! This is a big supermarket!  
**Max** I like shopping at the supermarket. Mom and I come here every week.  
**Mom** We need a lot of things today. Can you help me, please?  
**Amy** Sure.

2

**Mom** We need some noodles and some bread.  
**Amy** The bread is over there.  
**Mom** Can you get me some onions and a cucumber, please?  
**Max** OK.

3

**Amy** Oh, there are melons, too. I'd like a melon.

4

**Max** No, Amy! Don't take that melon! Take one from the top!  
**Amy** Oh, no! Sorry!

1 Listen to the story and repeat. Act.

2 Listen and repeat. 73

Let's learn!

Countable noun

one melon

two melons

three melons

some melons

Uncountable noun

some bread

I'd like a melon.

We'd like some meat.

Would you like some cereal?

Yes, please. No, thanks.

I'd like = I would like

Would you like a banana?

No, thanks.

We'd like some ice cream!

3 Choose a, an, or some. Write the words in the correct boxes.

apple

salad

bread

cookie

egg

rice

melon

juice

water

orange

Countable

an apple

Uncountable

some salad

4 Write.

a an some



Bruno would like  
a sandwich.



The children would  
like cakes.



"Would your friends  
like drinks?"



She would like  
apple.


Would you like a banana? No, thanks.

Unit 8

59

## Lesson Three Grammar and Song

1 Choose a boy or a girl. Look and say.



2 Write about two people.

Lucas would like some meat, a melon, and a cucumber.

3 Listen and sing. 74

4 Sing and do.




### At the supermarket

I would like some lemons,  
I would like some meat.  
I would like a melon,  
They're very fresh and sweet.

At the supermarket  
We buy things to eat.  
Apples, bread, and cookies,  
Noodles, rice, and meat.

I would like some onions,  
I would like some rice.  
I would like some apples,  
They're healthy and they're nice.



دهخدا

موسسه زبان دهخدا  
dehkhodaedu.com

1 Listen, point, and repeat. 75

nd

hand



pond



nt

plant



tent



mp

lamp



camp



2 Listen and chant. 76



We put up the tent,  
At the big, big camp.  
We hear the wind.  
We light the lamp.

We sit by the pond.  
We look at the plants.  
We're happy together,  
Just me and my aunt.

3 Read the chant again. Circle the words with *nd*, *nt*, and *mp*.

4 Circle the end letters *nd*, *nt*, and *mp* below.



nd nt mp



nd nt mp



nd nt mp



nd nt mp




nd nt mp



nd nt mp

## Reading

1 Listen, point, and repeat. 77



2 What food can you see in the pictures below?

3 Listen and read. 78

### My Favorite Dish



Today I want to tell you,  
How to make my favorite dish.  
You need two big potatoes,  
And you need a piece of fish.

You need some milk and butter,  
And you need a lot of cheese.  
You need some salt and pepper,  
And you need some nice fresh peas.

You cook the two potatoes,  
And you mash them in a pot.  
You cook the peas in water,  
And you make them nice and hot.

You cook the fish in milk now,  
And you put it in a dish.  
You take the peas and butter,  
And you mix them with the fish.


You add the mashed potatoes,  
And you put the cheese on top.  
You cook it in the oven,  
When it's brown on top, you stop!

4 Read again and write T (true) or F (false).

- |                                |          |                              |     |
|--------------------------------|----------|------------------------------|-----|
| 1 You need two small potatoes. | <u>F</u> | 2 You need a piece of meat.  | ___ |
| 3 You need some butter.        | ___      | 4 You cook the peas in milk. | ___ |
| 5 You put the fish in a dish.  | ___      | 6 You put the cheese on top. | ___ |

Listening

1 Listen and write A or B. 79



1 B 2 3 4 5 6

Speaking

2 Look at the pictures. Ask and answer.



What would you like?

I'd like some potatoes, please. And I'd like ...

Writing

We put **adjectives describing size** before **adjectives describing color**.

I can see a **big, white** bird.

3 Put the words in the correct columns. Then write the sentences.

big green small red pink little tall blue

Size	Color
big	green

- 1 You need two big, red tomatoes. (red / big)
- 2 Mom is wearing a \_\_\_\_\_ hat. (little / pink)
- 3 Look at the \_\_\_\_\_ trees. (green / tall)
- 4 We're sailing in a \_\_\_\_\_ boat. (small / blue)



# 9

# What's the fastest animal in the world?

## Lesson One Words

### 1 Listen, point, and repeat. 80



lake



mountain



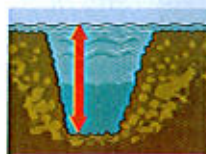
waterfall



ocean



wide



deep



high

### 2 Listen and read. 81

1

**Teacher** Hello. I have a quiz for you today!

**Max** Great!

2

**Teacher** What's the highest mountain in the world?

**Max** Mount Everest.

**Teacher** That's right! What's the widest ocean in the world?

**Max** It's the Pacific Ocean!

**Teacher** That's right!

3

**Teacher** What's the fastest animal in the world?

**Amy** A mouse!

**Teacher** No! A mouse isn't the fastest animal. The fastest animal in the world is a cheetah.

4

**Amy** No! A mouse! Look!

**Max** Ha ha! Now Amy is the fastest student in the class!

1 Listen to the story and repeat. Act.

2 Listen and repeat. 82

### Let's learn!

A cheetah is faster **than** a mouse.


An ocean is wider **than** a lake.

**What's the** fastest animal in the world?

**The** fastest animal in the world is the cheetah.

The Pacific Ocean is **the** widest ocean in the world.


My mountain is bigger than your mountain, Max!



Look, Amy! My mountain is the biggest!

3 Read and write *T* (true) or *F* (false).

- 1 Tom is the tallest boy. T
- 2 Colin is faster than Tom. —
- 3 Ben is the fastest boy. —
- 4 Tom is slower than Colin. —
- 5 Ben is taller than Colin. —
- 6 Colin is the shortest boy. —



4 Write.

- 1 The U.S.A. is bigger (big) than Thailand.
- 2 Mount Everest is the — (high) mountain in the world.
- 3 Cars are — (fast) than bikes.
- 4 Grapes are — (small) than apples.
- 5 Lake Baikal is the — (deep) lake in the world.
- 6 Mice are — (slow) than cheetahs.

## Lesson Three Grammar and Song

### 1 Ask and answer.

Biggest fruit?	Fastest transportation?	Tallest animal?	Smallest country?	Slowest animal?
a grape	a car	a cat	Mexico	a monkey
an apple	a plane	a giraffe	the U.S.A.	a cheetah
a melon	a train	a lion	Vietnam	a horse

What's the slowest animal?

A monkey!

### 2 Write three sentences.

The slowest animal is a monkey. The ...

### 3 Listen and sing. 83

### 4 Sing and do.

#### My quiz



What's the biggest country?  
Do you know? Do you know?  
What's the highest mountain?  
Do you know?  
Listen to my quiz,  
Listen to my quiz and  
Tell me what the answer is!



Do you know? Do you know?  
Do you know what the answer is?  
Listen to my quiz,  
Listen to my quiz and  
Tell me what the answer is!



What's the biggest ocean?  
Do you know? Do you know?  
What's the smallest country?  
Do you know?  
Listen to my quiz,  
Listen to my quiz and  
Tell me what the answer is!



1 Listen, point, and repeat. 84

rain



train



Monday



tray



case



race



2 Listen and chant. 85



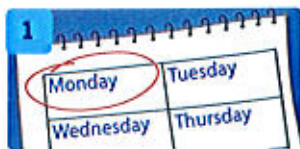
It's Monday today,  
And I can play.

Outside there's rain,  
But I'm in with my trains.

I open my case,  
And the trains have a race!

3 Read the chant again. Circle the words with *ai*, *ay*, and *a\_e*.

4 Match and write.



Monday



ai



ay




a\_e



Reading

1 Listen, point, and repeat. 86




2 Describe what you can see in the pictures below.

3 Listen and read. 87

# World Records

Here are some interesting facts!

These buildings are called the Ggantija temples. They are more than 5,500 years old! They are the oldest buildings in the world.



The longest bridges in the world are the two bridges over Lake Pontchartrain in the U.S.A. The bridges are nearly 24 miles long. You can't see land from the middle of the bridges!

Russia is the biggest country in the world. It is 6,592,848 square miles! That is 12.5% of the earth's surface! Russia is between Europe and Asia.



The longest river in the world is the Nile. The Nile is more than 4,000 miles long. The Nile flows through nine countries in Africa. The last country is Egypt. From Egypt, it flows into a sea.

4 Read again and match the sentence halves.

- |  |  |
|--|--|
| 1 The Ggantija temples <input checked="" type="checkbox"/> d | a has the longest bridges in the world.  |
| 2 Lake Pontchartrain <input type="checkbox"/>                | b is the biggest country in the world.   |
| 3 Russia <input type="checkbox"/>                            | c is the longest river in the world.     |
| 4 The Nile <input type="checkbox"/>                          | d are the oldest buildings in the world. |

## Listening

1 Listen and complete the table.  88

~~highest~~ biggest deepest highest

ocean mountain lake ~~waterfall~~

What?	Name?	Where?
1 <u>Highest</u> <u>waterfall</u>	Angel Falls	Venezuela, South America
2 _____	Caspian Sea	Kazakhstan, Asia
3 _____	Mount Everest	China
4 _____	Pacific Ocean	Between Asia and the U.S.A.



## Speaking

2 Ask and answer. deep big high

What's the highest waterfall in the world?

Angel Falls.

## Writing

**Adverbs of frequency** tell us how often something happens.

We usually put adverbs of frequency before the verb.

I **always** go to the shopping mall.

I **never** go to the shopping mall.

Some adverbs of frequency can go at the beginning or the end of a sentence.

I **sometimes** go to the shopping mall.

I go to the shopping mall **sometimes**.

**Sometimes** I go to the shopping mall.

3 Are these sentences correct?

Read and write ✓ or X.

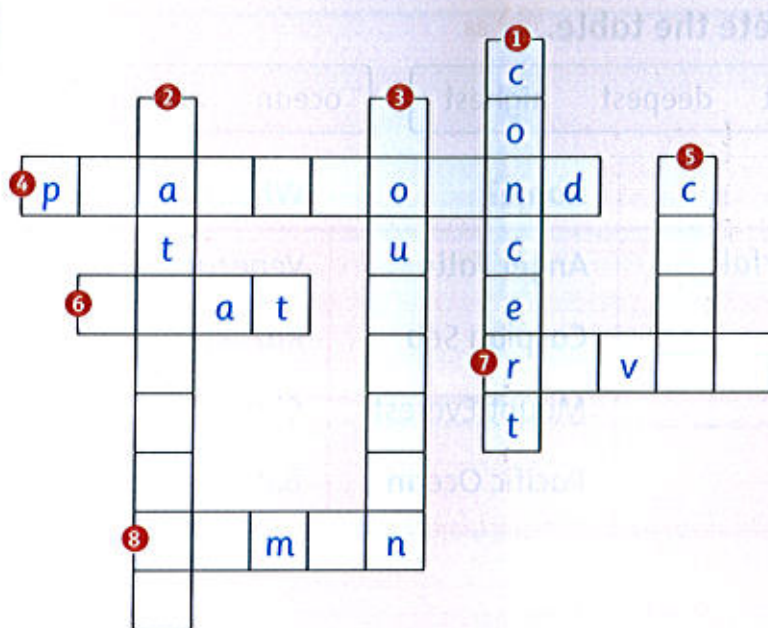
- 1 She sometimes plays chess. ☒
- 2 Alison cooks never. ☐
- 3 You watch DVDs sometimes. ☐
- 4 The boys play basketball always. ☐
- 5 Always I go swimming on Saturdays. ☐
- 6 I always go to Lake Sanabria on vacation. ☐

Complete writing page 65 of Workbook 3.



## Review 3

### 1 Complete the crossword.



### 2 Write the correct words.

café library shopping mall movie theater swimming pool

Lisa does lots of things on the weekend. She always goes swimming at the <sup>1</sup> swimming pool. She sometimes shops at the <sup>2</sup> \_\_\_\_\_ and she sometimes watches a movie at the <sup>3</sup> \_\_\_\_\_. She always eats ice cream at the <sup>4</sup> \_\_\_\_\_ with her friends and she sometimes reads books at the <sup>5</sup> \_\_\_\_\_. Lisa loves weekends!



### 3 Complete the sentences.


✓✓ = always    ✓ = sometimes    ✗ = never

- Katie sometimes (✓) reads comics.
- The boys \_\_\_\_\_ (✗) go to the museum.
- You \_\_\_\_\_ (✓✓) ride your bike to school.
- Jack \_\_\_\_\_ (✓) plays soccer in the park.
- We \_\_\_\_\_ (✓✓) have breakfast in the morning.
- My friends \_\_\_\_\_ (✗) watch movies.

## 4 Write.

a an some

There is lots of food on the table. There is  
 1 some cereal and there is 2 \_\_\_\_\_ onion.  
 There are 3 \_\_\_\_\_ lemons and there is  
 4 \_\_\_\_\_ cucumber. There is 5 \_\_\_\_\_  
 bread and there is 6 \_\_\_\_\_ melon, too.



## 5 Complete the sentences.

- The monkey is bigger (big) than the mouse.
- The mouse is the \_\_\_\_\_ (small) animal.
- The cheetah is the \_\_\_\_\_ (big) animal.
- The mouse is \_\_\_\_\_ (fast) than the monkey.
- The cheetah is the \_\_\_\_\_ (fast) animal.




## 6 Read and complete the words.

ld lt nd nt mp



In the park there are flowers,  
 trees, and pla nt s.




I wear a be lt on my  
 pants.



There is a la mp on the  
 table next to my sofa.



There are lots of fish in the  
 po nd.



I have a red qui lt on  
 my bed.



The family is having a  
 picnic in the fie ld.



## Extensive reading: Food

1 Look at the picture. What are the people doing?

2 Read.



Some travelers arrived in a small village one day. They were tired and hungry, but they didn't have any food. They only had a large pot. The travelers asked the villagers for some food, but the villagers didn't want to share their food.

The travelers were disappointed, but they had a plan. They filled their pot with water, dropped a large stone into it, and put the pot on a fire in the village square. Then the travelers sat down around the fire and waited.

Soon, a woman came to the square.

"What are you doing?" she asked.

"We're making stone soup," said the travelers. "It's very tasty, but we really need some meat to put in it."

"I have some meat," said the woman.

"Can you give us some of your meat?" the travelers asked. "Then we will share our soup with you."

The woman dropped some meat into the pot. She sat with the travelers and they talked while they waited for the soup to cook.

More villagers came to the square. They all added food to the pot and joined the travelers. Soon, the pot was full of meat, potatoes, and vegetables. It smelled wonderful. The travelers and the villagers shared the soup and became good friends.

### 3 Read again. Why were the travelers disappointed?

### 4 Read again and answer the questions.


- 1 How did the travelers feel when they arrived in the village?
- 2 What did the travelers put in the pot?
- 3 Where did the travelers put the pot?
- 4 What did the woman put in the pot?
- 5 What did the pot have in it at the end of the story?
- 6 Who ate the soup?

### 5 Ask and answer.

- 1 What lesson do you think the story teaches us?
- 2 Have you ever cooked a dish? What did you make?
- 3 What's your favorite dish?

### 6 Make a menu with your favorite dishes on it. Talk about it.

I like noodles and vegetables. I like fruit with ice cream.



# 10

## In the park!

### Lesson One Words

#### 1 Listen, point, and repeat. 89



path



grass



flowers



garbage can



trees



fountain



litter

#### 2 Listen and read. 90

1

**Amy** This is a beautiful park.  
**Max** Yes, it is. I love it here.  
**Holly** Oh, look at the flowers!  
**Leo** Holly, you mustn't pick the flowers.  
**Holly** Oh, OK.

2

**Holly** Oh, look at the little trees!  
**Max** You mustn't walk on the grass here, Holly.  
 You must walk on the path.  
**Holly** Oh, OK.

3

**Amy** Holly! Let's play with this ball.  
**Max** No, you mustn't play here.  
**Amy** Well, let's go to the playground. We can play there. Catch the ball, Max!

4

**Holly** Oh, Max! You mustn't play in the fountain!  
**Max** Ha ha. Very funny.

1 Listen to the story and repeat. Act.

2 Listen and repeat. 91

Let's learn!


We **must** do our homework.  
They **mustn't** talk in class.

You **must** walk on the path.  
You **mustn't** walk on the grass.

mustn't = must **not**

Sometimes '**you**'  
means everyone.

Max! You must look in front of you!



Yes, Max. You **mustn't** walk and read your book.

3 Read and match.

- |  |   |
|--|---|
| 1 You <b>mustn't</b> walk your dog here. | 2 You must put litter in the garbage can. |
| 3 You <b>mustn't</b> take photos here.   | 4 You must be quiet.                      |



4 Write. **must** **mustn't**

- |                                  |                              |
|----------------------------------|------------------------------|
| 1 You <u>mustn't</u> eat here.   | 2 You _____ wash your hands. |
| 3 You _____ ride your bike here. | 4 You _____ swim here.       |



## Lesson Three Grammar and Song

### 1 Look and say.

ride your bike    put litter in the garbage can    walk on the grass  
be quiet    walk your dog    wash your hands    take photos    eat here

1. You must put litter in the garbage can.  
2. It's Picture 1!  
3. You mustn't walk on the grass.  
4. It's Picture 3!

### 2 Write four sentences.

You must put litter in the garbage can. You ...

### 3 Listen and sing. 92

### 4 Sing and do.



#### You must come to the park

Oh, you must come to the park,  
So we can have some fun.  
You must come to the park today,  
And play games in the sun.

But we must walk on the path,  
And we mustn't climb the trees.  
We must throw away our litter,  
Let's keep the park clean, please.

Oh, we must be very good,  
And we mustn't pick the flowers.  
But we can have a lot of fun,  
And play for hours and hours.



موسسه زبان دهخدا  
dehkhodaedu.com

1 Listen, point, and repeat. 93

dream



ice cream



queen



green



jelly



happy



2 Listen and chant. 94



In my dream,  
I am a queen, queen, queen.  
I eat green jelly,  
and ice cream, cream, cream.  
I'm very happy,  
in my dream, dream, dream.

3 Read the chant again. Circle the words with *ea*, *ee*, and *y*.

4 Write the words in the correct box.

~~tree~~ teacher family funny week sheep eat please twenty

ea

ee

tree

y

## Reading

## 1 Listen, point, and repeat. 95



shout



chase



catch



meet



cross

## 2 Describe what is happening in the pictures below.

## 3 Listen and read. 96

## THE GINGERBREAD MAN



One day, an old woman makes a special cookie – a Gingerbread Man. The old woman wants to eat him. But the Gingerbread Man runs and shouts “Run, run, run if you can. You can’t catch me, I’m the Gingerbread Man!” The old woman is angry. She chases him.



The Gingerbread Man meets a cat. The cat wants to eat him, but he runs away. He runs to the river. He wants to cross the river, but he can’t swim.




There is a fox near the river. “I can swim,” says the fox. “Sit on my head.” The Gingerbread Man sits on the fox’s head. The fox starts to swim. “The water is deeper now,” says the fox. “You must sit on my nose.” The Gingerbread Man sits on the fox’s nose. The fox opens its mouth and eats him.

## 4 Read again and write T (true) or F (false).

1 The Gingerbread Man is a cookie. T3 The Gingerbread Man meets a cat.    5 The Gingerbread Man can swim.    2 The old woman runs away.    4 The cat eats the Gingerbread Man.    6 The fox eats the Gingerbread Man.

Listening

1 Listen and write the numbers. 97



Speaking

2 Look at the pictures and say.

eat    be quiet    walk your dog  
run    put the books on the shelf

You mustn't eat in the library.

It's Picture a!

Writing

We use **and** / **or** to link two ideas in a sentence.

We use **and** in positive sentences, and **or** in negative sentences.

Lisa **likes** apples **and** bananas.

Tim **doesn't** play soccer **or** basketball.

3 Write **and** or **or**.

- 1 The Gingerbread Man doesn't like the woman or the cat.
- 2 I don't walk \_\_\_\_\_ ride my bike to school.
- 3 He reads comics \_\_\_\_\_ books.
- 4 I have an English lesson \_\_\_\_\_ a math lesson on Monday.

Complete writing page 73 of Workbook 3.



# 11

## In the museum

### Lesson One Words

#### 1 Listen, point, and repeat. 98



bus



helicopter



motorcycle



plane



taxi



train



trolley

#### 2 Listen and read. 99

1

**Holly** What's this? Is it a trolley?  
**Max** No, it isn't. It's a horse bus. There were horse buses two hundred years ago.

2

**Amy** Look at these! There were some funny trains one hundred years ago!  
**Leo** Wow! There were skateboards fifty years ago! And they were very big!

3

**Amy** Look at this motorcycle, Leo!  
**Leo** Oh, wow! It's so cool!  
**Amy** Can you take a photo of me?  
**Leo** Sure.

4

**Max** Leo! That man is looking at your skateboard.  
**Man** Wow! Look! This skateboard is fifty years old!  
**Leo** No, sorry. That's my skateboard. It's only two years old.

1 Listen to the story and repeat. Act.

2 Listen and repeat. 100

### Let's learn!

There **was** a park in our town fifty years ago.

There **wasn't** a shopping mall in our town fifty years ago.

There **were** some funny trains one hundred years ago.

There **weren't** any planes two hundred years ago.

We use **lots of** or **some** with 'There were'.

We use **any** with 'There weren't'.

In Australia, there were lots of kangaroos.



Wow! Australia is beautiful.

Yes, but we like living here with you!

3 Read and circle.

- 1 There was / were a park in our town one hundred years ago.
- 2 There was / were trains one hundred years ago.
- 3 There was / were motorcycles ninety years ago.
- 4 There was / were planes fifty years ago.
- 5 There was / were a hotel in the town ten years ago.
- 6 There was / were lots of buses twenty years ago.

4 Look and write.

**was   were   wasn't   weren't**



- 1 There wasn't a singer at the party last Saturday.
- 2 There \_\_\_\_\_ eight children at the party.
- 3 There \_\_\_\_\_ any flowers in the room.
- 4 There \_\_\_\_\_ a CD player in the room.
- 5 There \_\_\_\_\_ lots of sandwiches at the party.
- 6 There \_\_\_\_\_ a TV in the room.

## Lesson Three Grammar and Song


### 1 Look and say.

buses motorcycles cars trains planes



A One hundred years ago

There weren't any motorcycles.



B

Fifty years ago

It's Picture A!

### 2 Write four sentences.

One hundred years ago: There weren't any motorcycles. There ...

### 3 Listen and sing. 101

### 4 Sing and do.



#### Our town has a history


Our town has a history,  
It's very old, you know!  
Here's a picture of our town  
Two hundred years ago.

There weren't any buses then,  
And there weren't any trains.  
There weren't any taxis,  
And there weren't any planes.

There were shops and markets then,  
And there were hotels, too.  
There were parks and cafés,  
There was a lot to do!



1 Listen, point, and repeat. 102





2 Listen and chant. 103





3 Read the chant again. Circle the words with *igh*, *y*, and *i\_e*.


4 Match and write.


1   
shine

3   
\_\_\_\_\_

5   
\_\_\_\_\_

2   
\_\_\_\_\_

4   
\_\_\_\_\_

6   
\_\_\_\_\_

**igh**

**y**

**i\_e**

## Reading

## 1 Listen, point, and repeat. 104



along



in the middle of



at the top of



between



inside

## 2 Listen and read. 105

# THE FIRST THANKSGIVING


Every fall, Americans eat a big Thanksgiving dinner with their families, but when was the first Thanksgiving?

A long time ago, there were many Native American people in North America. Some of these people were the Wampanoag. They were farmers, fishermen, and hunters. Their home was along the east coast of America, between Massachusetts and Rhode Island.

In the 17th Century, there were lots of people from Europe in America. They were the European settlers. Some of the settlers were from England.

The English people's home was at the top of a hill, in the middle of a large area of land. The English weren't very good at farming, so when it was winter, there wasn't any food. The English were hungry and scared. The Wampanoag people were kind to the English. With the Wampanoags' help, the English were soon good at fishing and farming.

The next year, there was lots of food for everyone and the English asked the Wampanoags to eat with them. This was the first Thanksgiving.




## 3 Read again and complete the sentences.

hill    eat    food    coast

- 1 The Wampanoag people's home was on the east coast of America.
- 2 The English people's home was at the top of a \_\_\_\_\_.
- 3 When it was winter, there wasn't any \_\_\_\_\_.
- 4 The next year, the English asked the Wampanoag to \_\_\_\_\_ with them.

Listening

1 Listen and write ✓ or X. 106



Speaking

2 Look at the pictures and say.

farmers birds houses nuts cows schools

There were schools.

It's Picture 3!



موسسه زبان دهخدا  
dehkhodaedu.com

Writing

We use **paragraphs** to make a text easier to read. We start a new paragraph for each separate topic in a text.

**Paragraph 1 = Who were the settlers?**

There were lots of European settlers in 17th Century America. The settlers were from lots of different countries. There were Spanish, Dutch, English, and French settlers.

**Paragraph 2 = What was life like for the settlers?**

At first, life in America was very difficult for the settlers. The houses were very small. There were new plants and new animals to learn about. There was lots of work to do.

3 Look at the text on page 84. How many paragraphs can you find?



# 12

## A clever baby!

### Lesson One Words

#### 1 Listen, point, and repeat. 107



#### 2 Listen and read. 108

1

**Holly** Look, Amy! We have some old photos!  
**Max** This is Dad when he was young.  
**Dad** I'm still young!  
**Amy** Wow! He was handsome then!  
**Dad** I'm still handsome!

2

**Holly** Look! This is Grandma when she was young.  
**Amy** Wow! Grandma was pretty!  
**Grandpa** I think Grandma is still pretty!

3

**Max** Look at this photo of Grandpa!  
**Leo** Wow! He had black hair when he was young.  
**Grandpa** Yes, I have white hair now.

4

**Holly** And this photo is of Max when he was a baby!  
**Amy** Look! He had a book then, too!  
**Leo** He isn't different at all!

1 Listen to the story and repeat. Act.

2 Listen and repeat. 109

### Let's learn!

He **was** handsome then.

I **wasn't** tall when I was five.

We **were** happy when you were young.

You **weren't** shy when you were six.

He **had** a book when he was a baby.


You **didn't have** white hair when you were young.

This is a photo of you when you were very young.



3 Read and circle.

- 1 They were / weren't at the park on Sunday.
- 2 It was / wasn't sunny.
- 3 The ocean was / wasn't hot.
- 4 The children were / weren't hungry.
- 5 The sandwiches were / weren't small.



4 Write.

**had** **didn't have**



They had pizza for lunch last Friday.



The boys \_\_\_\_\_ a party last weekend.



He \_\_\_\_\_ a guitar lesson yesterday.



The girls \_\_\_\_\_ a picnic last Saturday.

## Lesson Three Grammar and Song

### 1 Look and say.

long hair

short hair

short

tall

shy

friendly

two years old



She had long hair.

eight years old



She was eight years old.

### 2 Write about Helen.

When she was two years old, Helen had short hair. She was short. She was ...

### 3 Listen and sing. 110

### 4 Sing and do.



#### When my grandpa was a boy

When my grandpa was a boy,  
He was a lot like me.  
He had a nice apartment,  
And a happy family.

Grandpa was a happy boy,  
And he had lots of friends.  
They had lessons every day,  
And they had fun on weekends.

When my grandpa was a boy,  
He had fun every day.  
He had lots of books to read,  
And lots of games to play.



1 Listen, point, and repeat. 111



2 Listen and chant. 112



3 Read the chant again. Circle the words with *ow*, *oa*, and *o\_e*.

4 Circle the odd one out.

- 1 snow soap show slow      2 home bone snow stone  
3 soap rope coat boat      4 boat coat goat bone

5 Write the words in the correct box.

~~show~~ home boat slow coat those goat bone snow

**ow**

show

\_\_\_\_\_

\_\_\_\_\_

\_\_\_\_\_

**oa**

\_\_\_\_\_

\_\_\_\_\_

\_\_\_\_\_

**o\_e**

\_\_\_\_\_

\_\_\_\_\_

\_\_\_\_\_

## Reading

1 Listen, point, and repeat. 113



cheerful



relaxed



worried



mean



generous

2 Describe what you can see in the pictures below.

3 Listen and read. 114

## My Grandma

When my grandma was a girl,  
Her eyes were bright and blue.  
She had long, black, straight hair,  
Her face was pretty, too.  
In this photo I can see,  
What Grandma was like then.  
Grandma was a lot like me,  
When she was only ten.



Grandma had her wedding day,  
When she was twenty-two.  
She was a very pretty bride,  
The groom was handsome, too.  
That young groom's my grandpa now,  
And I am very glad.  
Next they had a baby boy,  
That baby was my dad.



Now my grandma's seventy,  
Her hair is short and gray.  
She's very cheerful all the time,  
She's happy every day.  
She's always nice and generous,  
I think that you can see,  
I love my grandma very much,  
And I know that she loves me.



4 Read again and write T (true) or F (false).

1 Grandma had short hair.

F

2 Grandma was pretty.

—

3 Grandma is sixty now.




—

4 Grandma is sometimes mean.

—

Listening

1 Listen and check (✓). 115



Speaking

2 Look at the pictures. Play the game.

black hair / brown hair    a red bike / a blue bike  
a big house / a small house    cheerful / mean

He had black hair when he was a boy.

False! He didn't have black hair.  
He had brown hair.



موسسه زبان دهخدا  
dehkhodaedu.com

Writing

We use **and** to link two positive ideas.  
We use **but** to link a positive and a negative idea.  
We use a comma (,) before **but**.  
Helen is happy **and** cheerful.  
Tom is handsome, **but** he is mean.


3 Write **and** or **but**.

- 1 My grandma is old, but she is very pretty.
- 2 Jack is cheerful \_\_\_\_\_ handsome.
- 3 Susan is pretty, \_\_\_\_\_ she is mean.
- 4 You are kind \_\_\_\_\_ generous.



## Review 4

### 1 Complete the crossword.



### 2 Write the correct words.

litter garbage can path grass fountain trees

This is a nice park. There are two <sup>1</sup> trees in the park and there are lots of flowers. A woman is standing near a <sup>2</sup> \_\_\_\_\_. A boy is walking on the <sup>3</sup> \_\_\_\_\_ and a girl is walking on the <sup>4</sup> \_\_\_\_\_. A man is cleaning the park. He is taking all the \_\_\_\_\_ and he is putting it in the <sup>6</sup> \_\_\_\_\_. The park is very clean now.



### 3 Write.

must mustn't

#### SCHOOL RULES


- |   |  |
|---|--|
| 1 You <u>must</u> do your homework.       | 2 You _____ shout in the classroom.            |
| 3 You _____ help your teacher.            | 4 You _____ put litter in the garbage can.     |
| 5 You _____ play soccer in the classroom. | 6 You _____ ride your bike in the school yard. |



## Review 4

4 Write. **was were wasn't weren't**

This is a photo of our street fifty years ago. There <sup>1</sup> were houses in the street then. There <sup>2</sup> \_\_\_\_\_ any trolleys. There <sup>3</sup> \_\_\_\_\_ cars and motorcycles. There <sup>4</sup> \_\_\_\_\_ a shopping mall, but there <sup>5</sup> \_\_\_\_\_ two shops. There <sup>6</sup> \_\_\_\_\_ a movie theater, too.



5 Write. **had didn't have**



- 1 Lisa had short hair when she was a baby.
- 2 She \_\_\_\_\_ long hair.
- 3 She \_\_\_\_\_ a toy car.
- 4 She \_\_\_\_\_ a camera.
- 5 She \_\_\_\_\_ a book.
- 6 She \_\_\_\_\_ a bike.

6 Read and complete the words.

igh y i\_e

ea ee y



Look! There's a plane in the sky.



Oh no! My hair's green!



She has a big smile.



My dog is scared at night.



It's hot. I'd like some ice cream.



I have jelly in my sandwiches.




## Extensive reading: Transportation

1 Look at the picture. What is unusual about this vehicle?

### M-400 Skycar

Is this the car of the future? The makers of the M-400 Skycar certainly hope so. The M-400 Skycar is a flying car, but you don't need to be a pilot to fly it. It is easy to drive, because the controls are like the controls in a car. The car also has a computer in it. The driver can tell the computer where to go and then the computer drives the car. The car is small enough to keep in a garage. It can hold four people, but there are plans for a single-seat and a six-seat Skycar. The car makes a lot of noise when it takes off, but the noise doesn't last for long, because the car climbs into the air very quickly. The Skycar can fly very fast and it can also move on the ground. At the moment, the car is very expensive. It costs about \$1 million, but the makers want the car to be cheaper in the future, so that lots of people can buy it.



**3** Read again. What can this car do?

**4** Read again and answer the questions.

- 1 Do you need to be a pilot to fly the Skycar?
- 2 Does the computer drive the car?
- 3 How many people can travel in a Skycar?
- 4 When does the Skycar make a lot of noise?
- 5 Can the Skycar travel on land?
- 6 How much does the Skycar cost?

**5** Ask and answer.

- 1 Do you think the Skycar is the car of the future?
- 2 What's your favorite way to travel?

**6** How would you like to travel to school? Draw your journey and talk about it.




# 13

## The Ancient Mayans

### Lesson One Words

#### 1 Listen, point, and repeat. 116



#### 2 Listen and read. 117

1

**Amy** Look, Leo! It's some ancient Mayan writing.

**Max** It's our homework. It's a secret message from our teacher.

**Amy** But we can't read it.

**Max** We can look in my book!

2

**Max** The Mayans lived 2,000 years ago. They used pictures, not words. This is their alphabet.

**Amy** The ... Mayans ... cooked ... good ... food ...

**Max** Bring ... a Mayan ... dish ... to ... school!

**Amy** The Mayans cooked soup. Let's make that!

3

**Amy** It's ready! Let's play!

4

**Amy** Holly! Did you finish our soup?

**Holly** Oh! I'm sorry. I was hungry.

**Max** Oh no! That was our homework!

1 Listen to the story and repeat. Act.


2 Listen and repeat. 118

### Let's learn!

They **lived** 2,000 years ago.  
They **didn't live** in apartments.

**Did** they **cook** good food?  
Yes, they **did**. No, they **didn't**.

didn't = did not



3 Read and circle.



Ellie finished / didn't finish her homework last night.



Dad started / didn't start reading a book yesterday.



The children loved / didn't love the cake.



He hated / didn't hate the dinner.

4 Write the answers.

1 Did the people in the picture live in a house?

Yes, they did.

2 Did the woman cook in the kitchen?

3 Did the man work in the fields?

4 Did the children watch TV?

5 Did the boy help his dad?

6 Did the girl play computer games?



Mom didn't cook it. I cooked it!

Unit 13

## Lesson Three Grammar and Song



موسسه زبان دهخدا  
dehkhodaedu.com

### 1 Look and say. Write ✓ or X.

watch TV    cook    play the guitar  
listen to music    play soccer

You	✓				
Your friend					

I listened to music yesterday.  
I didn't watch TV yesterday. I ...

### 2 Write four sentences about you.

I watched TV yesterday. I didn't play soccer yesterday. I ...

### 3 Listen and sing. 119

### 4 Sing and do.



### My birthday!

I had a great day yesterday!  
I didn't shop or cook,  
I didn't work, I didn't swim.  
I didn't read a book.

I didn't play computer games.  
I didn't go to school.  
I didn't help my mom at home,  
My day was really cool.

It was my birthday yesterday!  
Hurray! Hurray! Hurray!  
I had a party with my friends,  
We sang and danced all day!



1 Listen, point, and repeat. 120

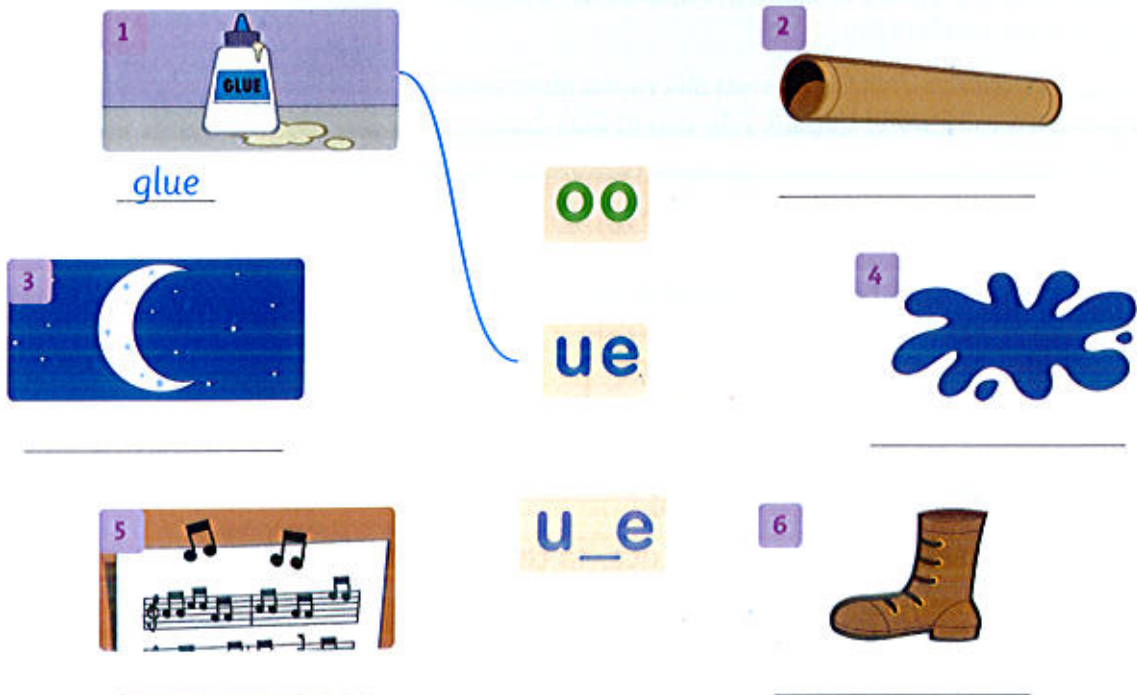


2 Listen and chant. 121



3 Read the chant again. Circle the words with oo, ue, and u\_e.

4 Match and write.



## Reading

## 1 Listen, point, and repeat. 122




heavy




light



soft



easy



difficult

## 2 Look at the text below. Who made hammocks?

## 3 Listen and read. 123

## HAMMOCKS

Thousands of years ago, the Mayans used the bark from hammack trees to make a special kind of bed. These beds were hammocks. People used them to sit on or to sleep in. They were light and easy to carry. The Mayans often moved from place to place, and they didn't want to carry heavy things.

The Mayans lived in rainforests. The weather was hot and there were lots of bugs, so it was difficult to sleep. Hammocks were perfect beds for the Mayans, because they weren't on the ground.

At first, only people in hot countries had hammocks, but then a man called Christopher Columbus took hammocks to Europe. Soon, sailors on ships started to sleep in hammocks, because they were soft and comfortable.

Today, Mayan people in Central America still make hammocks, and people all over the world buy them to use in their back yards or homes.



## 4 Read again and complete the sentences.

heavy ~~light~~ soft easy difficult

1 Hammocks weren't heavy. They were light.

2 Hammocks were \_\_\_\_\_ to carry.


3 The Mayans moved from place to place, so they didn't want to carry \_\_\_\_\_ things.

4 It was \_\_\_\_\_ to sleep in hot weather.

5 Hammocks were \_\_\_\_\_, so they were comfortable to sleep in.

Listening

1 Listen and write the numbers. 124



Speaking

2 Look at the pictures and say.

have difficult homework    have a math lesson    play basketball  
have an English lesson    work for three hours    not know the answers  
start to rain    not have his homework

The boy played basketball.

It's Picture a!

Writing

Remember!

In each paragraph there is one **topic**.

3 Match the topics to the paragraphs.

- |                   |   |
|-------------------|---|
| a <u>Jobs</u>     | The Mayans lived in Central America 2,000 years ago. They had lots of different jobs. A lot of Mayans were farmers, but there were also artists, architects, and engineers. |
| 1 Houses          | b _____ They lived in small wooden and stone houses. Lots of the houses only had one room.  |
| 2 Food            | c _____ The children worked with their parents and helped at home. Only children from very rich families went to school.  |
| 3 <del>Jobs</del> | d _____ The Mayans cooked lots of good food. They cooked corn, beans, meat, and vegetables. They drank hot chocolate, too.  |
| 4 Children        |   |



# 14




## Our vacation!

### Lesson One Words

#### 1 Listen, point, and repeat. 125



#### 2 Listen and read. 126



1 Listen to the story and repeat. Act.

2 Listen and repeat. 127

### Let's learn!

I'm going to skateboard every day.

Are you going to swim in the ocean?

Yes, I am. No, I'm not.

He's going to play basketball tomorrow.

Is she going to visit her cousins tomorrow?

Yes, she is. No, she isn't.

We're going to have a great vacation.

Are they going to swim in the ocean?

Yes, they are. No, they aren't.

I'm going to read my book.



Our vacation is going to be great! I'm going to swim in the ocean.

3 Read and circle.

- 1 We is / are going to go on vacation next week.
- 2 I 'm / 're going to take my shampoo on vacation.
- 3 Mom and Dad am / are going to buy soap and toothpaste tomorrow.
- 4 Jack is / are going to put sunscreen on when he goes to the beach.

4 Write.

'm 's 're



She 's going to make a cake.



They \_\_\_ going to watch a DVD.



I \_\_\_ going to wash the car.



It \_\_\_ going to rain.

## Lesson Three Grammar and Song

### 1 Ask and answer.

a camera    some sunscreen    a towel    a hat    some soap    some shampoo  
a toothbrush    some toothpaste

Emma    Alex    Tom    Lucy    Bruno

Is Emma going to take a camera?  
Yes, she is. Is Tom going to take some sunscreen?  
No, he isn't. Is Lucy going to take a toothbrush?  
Yes, she is. Is ...?

### 2 Write about a boy or a girl.

Alex is going to take a towel on vacation. He's ...

### 3 Listen and sing. 128

### 4 Sing and do.

#### I'm going to pack my suitcase

I'm going to pack my suitcase,  
I'm going to the station.  
I'm going to have a great time,  
I'm going on vacation!

I'm going to take some sunscreen,  
And also some shampoo.  
I'm going to take my toothbrush,  
And some toothpaste, too.

I'm going to take some photos,  
Of everything I see.  
I'm going to swim and windsurf,  
I'm going to waterski!



1 Listen, point, and repeat. 129



2 Listen and chant. 130



3 Read the chant again. Circle the words with oo.

4 Complete the words. Listen and check. 131



5 Write a word that rhymes.

1 book



2 wood



## Reading

1 Listen, point, and repeat. 132

tomorrow

tonight

this afternoon

soon

next week

2 Look at the text. Where is Ava on holiday?

3 Listen and read. 133



Hi Beth,

How are you? Are you having a nice vacation? I'm having a great time in Mexico!

The weather is great here! It's very hot and sunny. My family and I go to the beach every day. The beach is a lot of fun because you can do lots of water sports here. I'm going to waterski this afternoon and my brother is going to windsurf.

The food here is great. We're going to eat in a seafood restaurant tonight. We're going to visit a museum tomorrow morning. It is about the history of Mexico. Then we're going to go shopping in the town. We want to buy some presents. I want to get you a present from Mexico.

We're going to fly home next week. I want to show you all my photos! See you soon.

Ava



Beth Harris,  
 521 East Street  
 New York  
 NY 10022  
 U.S.A.

4 Read again and write T (true) or F (false).

- |   |   |
|---|---|
| 1 Ava is in Australia. <u>F</u>                             | 2 Ava is going to waterski this afternoon. <u>   </u>           |
| 3 Ava's family are going to eat seafood tonight. <u>   </u> | 4 Ava is going to visit a museum tomorrow afternoon. <u>   </u> |
| 5 Ava is going to buy Beth a present. <u>   </u>            | 6 Ava is going to fly home tomorrow. <u>   </u>                 |

# Listening

## 1 Listen and circle. 134



Harry's vacation

Monday	Tuesday	Wednesday	Thursday	Friday
visit the zoo	help my dad	watch TV	watch TV	ride my bike
play soccer	ride my bike	help my dad	visit the zoo	play soccer

# Speaking

## 2 Ask and answer about you.

ride my bike	watch TV	visit family	do my homework
help my mom	play soccer	listen to music	play with my friend
read a book	go to the park	watch a movie	have a music lesson

What are you going to do on Monday?

I'm going to watch TV.

What are you going to do on Tuesday?

I'm going to do my homework.

# Writing

We use these phrases to **start** and **end** an email or letter.

### Start

Dear ...  
Hi ...  
How are you?  
Thanks for your email.

### End

Write soon.  
See you soon.  
Bye for now.  
Take care.  
Best wishes,

Check that your email or letter has clear paragraphs and correct punctuation before you send it.

## 3 Write **S** for comments at the start or **E** for comments at the end.


- Write soon.
- Dear Matt,
- Thanks for your email.
- How are you?
- Hi Ben,
- Take care.

<input checked="" type="checkbox"/>	E
<input type="checkbox"/>	
<input type="checkbox"/>	
<input type="checkbox"/>	
<input type="checkbox"/>	
<input type="checkbox"/>	





## 1 Complete the crossword.




## 2 Write the correct words.

toothbrush    sunscreen    towel    shampoo    toothpaste    ~~suitcase~~

Holly is going to go to Florida on vacation. She's putting all her things in her <sup>1</sup> suitcase. She's going to take her <sup>2</sup> \_\_\_\_\_ to use after swimming. She's going to take her <sup>3</sup> \_\_\_\_\_ and <sup>4</sup> \_\_\_\_\_ to brush her teeth. She's going to take some <sup>5</sup> \_\_\_\_\_ to wash her hair. She's going to take some <sup>6</sup> \_\_\_\_\_ because the sun is very hot in Florida.

## 3 Look and read. Circle.

- 1 Mom listened / didn't listen to music yesterday.
- 2 The girls played / didn't play a game.
- 3 Dad cooked / didn't cook dinner.
- 4 The boys played / didn't play a game.
- 5 Mom watched / didn't watch TV.
- 6 The girls listened / didn't listen to music.



Yesterday

## 4 Write the answers.



- 1 Did the family stay in the house last Saturday?  
No, they didn't.
- 2 Did Mom work in the garden? \_\_\_\_\_
- 3 Did the girls have a picnic? \_\_\_\_\_
- 4 Did Dad wash the car? \_\_\_\_\_
- 5 Did it rain? \_\_\_\_\_
- 6 Did the boys play volleyball? \_\_\_\_\_

## 5 Write.

'm 's 're

My family and I are very happy. We <sup>1</sup> 're going to visit our cousins next week. Our cousins live near the beach, so they <sup>2</sup> \_\_\_\_\_ going to take us to the beach every day. I <sup>3</sup> \_\_\_\_\_ going to swim in the ocean. My brother doesn't like swimming. He <sup>4</sup> \_\_\_\_\_ going to play volleyball on the beach. Mom is happy because she <sup>5</sup> \_\_\_\_\_ going to read her new book. We <sup>6</sup> \_\_\_\_\_ going to have a great vacation.



## Read and complete the words.

ue u\_e oo



I like my new teacher at school.



Can you play a tu\_e on the guitar?



How many rooms are in your apartment?



My favorite color is blue.



At night I can see stars and the moon.



There is a big poster in the teable.



# Extensive reading: School

1 Look at the pictures. What school event do the pictures show?

2 Read.

## Field Day

**My name's Emily** and I'm from the U.S.A. My favorite day in the school year is Field Day. Schools usually have Field Day in the summer, near the end of the school year, because the weather is warm and sunny then. Children have races or play games and try to win prizes or trophies. There are lots of different kinds of races, games, and events for all the children. The school band plays music and there is always lots of great food. Children's parents come to watch Field Day. Everyone has lots of fun.



**Hi. I'm Takumi.** In Korea, we call Field Day 'Sports Day'. We usually have Sports Day in the fall, because the weather is cooler then. It's too hot to run races in the summer. We usually have Sports Day on a Sunday. There is a big rehearsal on the day before Sports Day, to make sure that everything will go well the next day. We practice our races and events on the school field. The teachers always make sure that we drink lots of water, because we get hot from all the exercise. There are races for the students, the parents, and even the grandparents. It's a wonderful day and we all enjoy it.



**3 Read again. Where are the children from?**

**4 Read again and answer the questions.**

- 1 Why do American schools have Field Day in summer?
- 2 Who has races on Field Day?
- 3 Who plays music on Field Day?
- 4 Why do Korean schools have Sports Day in fall?
- 5 Why do Korean children practice on the day before Sports Day?
- 6 Why do Korean teachers make the children drink lots of water?

**5 Ask and answer.**

- 1 Do you have Field Day or Sports Day at your school?
- 2 What is your favorite school event? Why?

**6 Make a program for your school Field Day. Include your favorite races and events. Talk about your program.**

At ten o'clock there's a running race. At ten fifteen, there's a jump rope race for the teachers ...



# Picture dictionary

## Unit 6



first


then

next

finally

every day

## Unit 7

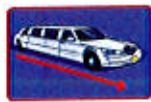




## Unit 8





## Unit 9



## Unit 10



## Unit 11



# Picture dictionary



## Unit 12




## Unit 13





\_\_\_\_\_



\_\_\_\_\_



\_\_\_\_\_

## Unit 14



\_\_\_\_\_



\_\_\_\_\_



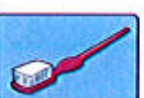
\_\_\_\_\_



\_\_\_\_\_



\_\_\_\_\_



\_\_\_\_\_



\_\_\_\_\_



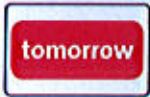
\_\_\_\_\_



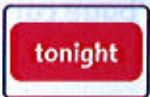
\_\_\_\_\_



\_\_\_\_\_



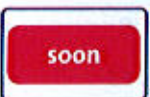
\_\_\_\_\_



\_\_\_\_\_



\_\_\_\_\_



\_\_\_\_\_



\_\_\_\_\_



موسسه زبان دهخدا  
dehkhodaedu.com

# Word list

## A page

actor	56
adult	55
along	84
at the top of	84
Australia	5

## B

beach	30
beautiful	34
belt	55
between	84
Brazil	8
bridge	68
brush my teeth	42
building	68
bus	80
butter	62

## C

café	52
camel	36
camera	20
camp	61
case	67
catch	78
catch the bus	42
CD player	20
cereal	58
chase	78
cheerful	90
clean	34

clown	45
coin	45
concert	56
cook	18
country	68
crocodile	36
cross	78
cucumber	58

## D

dangerous	34
deep	64
difficult	100
do gymnastics	14
dream	77
DVD player	20

## E

easy	100
eighty	7
elbow	89
every day	46

## F

fall	12
fifty	7
finally	46
finish	96
first	46
fish	14
flowers	74
forty	7
fountain	74

free	40
friendly	86
funny	40

## G

garbage can	74
garden	12
generous	90
get dressed	42
get up	42
glue	99
grass	74

## H

handsome	86
hate	96
have a shower	42
have breakfast	42
heavy	100
helicopter	80
high	64
hood	105

## I

in the middle	
of	84
inside	84

## K

kangaroo	36
kayak	30
kind	40
Korea	8

## L

lake	64
lamp	61
lemon	58
library	52
light	83
light	100
litter	74
live	96
lizard	36
long	68
love	96

## M

mall	33
mean	90
meat	58
meet	78
melon	58
Mexico	8
monkey	36
moon	99
motorcycle	80
mountain	64
mouse	45
movie	56
movie theater	52
MP3 player	20
museum	52

**N**

next	46
next week	106
night	83
ninety	7
noodles	58

**O**

ocean	64
oil	45
one hundred	7
onion	58
oyster	39

**P**

path	74
peas	62
penguin	36
pepper	62
pins	24
plane	80
plant	61
play	56
play basketball	14
play chess	14
play the guitar	18
play the piano	18
play volleyball	14
playground	52
polluted	34
pond	61
postcards	24

posters	24
potato	62
pretty	86

**Q**

quilt	55
-------	----

**R**

race	67
read comics	14
relaxed	90
river	68
round	45

**S**

sail	30
salt	62
scared	40
seventy	7
shampoo	102
shark	23
shells	24
shield	55
shine	83
shop	18
shopping mall	52
short	86
shout	78
shy	86
singer	56
sixty	7
snorkel	30
soap	102
soft	100

soil	39
soon	106
sorry	40
space	17
spring	12
start	96
stickers	24
suitcase	102
summer	12
sunscreen	102
surf	30
swimming pool	52

**T**

take photos	14
tall	33
taxi	80
ten	7
tent	61
Thailand	8
then	46
thirty	7
this afternoon	106
tomorrow	106
tonight	106
toothbrush	102
toothpaste	102
towel	102
train	67
tray	67
trees	74
trolley	80
tune	99
turn off	20

turn on	20
TV	20
twenty	7

**U**

ugly	34
U.S.A.	8
use	96

**V**

Vietnam	8
visit family	18

**W**

walk to school	42
wall	33
want	96
waterfall	64
waterski	30
wide	64
windsurf	30
winter	12
wood	105
wool	105
worried	90

**Y**

young	86
-------	----

**Z**

zebra	36
-------	----

**OXFORD**  
UNIVERSITY PRESS

Great Clarendon Street, Oxford OX2 6DP

Oxford University Press is a department of the University of Oxford.  
It furthers the University's objective of excellence in research, scholarship,  
and education by publishing worldwide in

Oxford New York

Auckland Cape Town Dar es Salaam Hong Kong Karachi

Kuala Lumpur Madrid Melbourne Mexico City Nairobi

New Delhi Shanghai Taipei Toronto

With offices in

Argentina Austria Brazil Chile Czech Republic France Greece

Guatemala Hungary Italy Japan Poland Portugal Singapore

South Korea Switzerland Thailand Turkey Ukraine Vietnam

OXFORD and OXFORD ENGLISH are registered trade marks of  
Oxford University Press in the UK and in certain other countries

© Oxford University Press 2010

The moral rights of the author have been asserted

Database right Oxford University Press (maker)

First published 2009

2014 2013 2012 2011 2010

10 9 8 7 6 5 4 3 2 1

### No unauthorized photocopying

All rights reserved. No part of this publication may be reproduced,  
stored in a retrieval system, or transmitted, in any form or by any means,  
without the prior permission in writing of Oxford University Press,  
or as expressly permitted by law, or under terms agreed with the appropriate  
reprographics rights organization. Enquiries concerning reproduction  
outside the scope of the above should be sent to the ELT Rights Department,  
Oxford University Press, at the address above

You must not circulate this book in any other binding or cover  
and you must impose this same condition on any acquirer

Any websites referred to in this publication are in the public domain and  
their addresses are provided by Oxford University Press for information only.  
Oxford University Press disclaims any responsibility for the content

ISBN: 978 0 19 481351 8 STUDENT BOOK

ISBN: 978 0 19 481357 0 STUDENT CD

ISBN: 978 0 19 481359 4 STUDENT BOOK and STUDENT CD PACK

Printed in China

This book is printed on paper from certified and well-managed sources.

### ACKNOWLEDGEMENTS

Illustrations by: Adrian Barclay pp 5, 9 (ex3), 10 (ex1), 15 (ex3, 4), 16 (ex1), 21 (ex3, 4), 22 (ex1), 26, 27 (ex4, 5), 31 (ex3, 4), 32 (ex1), 37 (ex3, 4), 38 (ex1), 43 (ex4), 44 (ex1), 48, 49 (ex5), 53 (ex3), 54 (ex1), 59 (ex4), 60 (ex1), 65 (ex3), 70, 71 (ex4, 5), 75 (ex3, 4), 76 (ex1), 81 (ex4), 82 (ex1), 87 (ex3, 4), 88 (ex1), 92, 93 (ex4, 5), 97 (ex3, 4), 98 (ex1), 103 (ex4), 104 (ex1), 108, 109 (ex 4, 5); Kathy Baxendale pp 24 (ex3), 62 (ex3), 90 (ex3); Jared Beckstrand pp 6, 10 (ex4), 16 (ex4), 22 (ex4), 32 (ex4), 38 (ex4), 44 (ex4), 54 (ex4), 60 (ex4), 66, 76 (ex4), 82 (ex4), 88 (ex4), 98 (ex4), 104 (ex4); Simon Clare pp 11, 17, 23, 27 (ex6), 33, 39, 45, 49 (ex6), 55, 61, 67, 71 (ex6), 77, 83, 89, 93 (ex6), 99, 105, 109 (ex6); Steve Cox pp 12 (ex3); 13, 78 (ex3); 79, 84 (ex2); 85; James Elston pp 4, 8 (ex2), 9 (ex2), 14 (ex2), 15 (ex2), 20 (ex2), 21 (ex2), 30 (ex2), 31 (ex2), 36 (ex2), 37 (ex2), 42 (ex2), 43 (ex2), 52 (ex2), 53 (ex2), 58 (ex2), 59 (ex2), 64 (ex2), 65 (ex2), 74 (ex2), 75 (ex2), 80 (ex2), 81 (ex2), 86 (ex2), 87 (ex2), 96 (ex2), 97 (ex2), 102 (ex2), 103 (ex2); Paul Gibbs pp 40 (ex3), 41, 56 (ex3), 57, 63 (ex1); Andrew Hennessey pp 8 (ex1), 12 (ex1), 14 (ex1), 18 (ex1), 20 (ex1), 24 (ex1), 30 (ex1), 34 (ex1), 36 (ex1), 40 (ex1), 42 (ex1), 52 (ex1), 56 (ex1), 58 (ex1), 62 (ex1), 64 (ex1), 68 (ex1), 74 (ex1), 78 (ex1), 80 (ex1), 84 (ex1), 86 (ex1), 90 (ex1), 91 (ex1), 96 (ex1), 100 (ex1), 102 (ex1); Carl Pearce/Advocate pp 35, 101, 107; Harris Sofoleous/Sylvie Poggio Artists Agency p72

Commissioned photography by: MM Studios, Oxford pp 29, 51, 73, 95, 111

The Publishers would like to thank the following for their kind permission to reproduce photographs and other copyright material: Alamy pp18 (boy with guitar/Huw Jones), 18 (gymnast/Image Source), 19 (Ivan/People White Background), 19 (Mai/Martin Engelmann/imagebroker), 19 (boots and ball/Susanne Baumgarten/vario images GmbH & Co.KG), 25 (Sasha/David Young-Wolff), 25 (postcards/ICP), 25 (shells/Peter Lane), 28 (Lin/Ashley Johnson), 28 (Ivan/Tetra Images), 63 (steak/photostock1), 63 (cereal/Ian Francis), 63 (peas/Tim Hill), 63 (butter/mediablitzimages (UK) Limited), 90 (grandma/Picture Partners), 90 (couple/Tim Gartside), 100 (beach/Richard Broadwell), 106 (beach/Mexico), 110 (Takumi/Blue Jean Images); Corbis pp19 (Tina/Somos Images), 19 (Lily/Studio DL), 25 (Josh/Tetra Images); Getty Images, Inc. pp18 (girls/Barbara Peacock/Taxi), 19 (Min-Su/John Lund/Sam Diephuis/Blend Images), 19 (Billy/DCA Productions/Taxi), 19 (Maya/Lauren Burke/Photographer's Choice), 25 (Mai/Holos), 25 (Eva and Ben/Marilyn Conway/Photographer's Choice), 34 (girl with dolphin/Nancy Brown/Photographer's Choice), 50 (anteaters/Junko Kimura), 68 (Mnajdra temples/Travel Ink/Gallo Images), 90 (girl/George Marks/Hulton Archive); iStockphoto p63 (noodles/Alena Dvorakova); Jupiterimages (UK) Ltd. pp19 (ingredients/Image Source), 19 (fishing equipment/Purestock); OUP pp19 (chess/PhotoDisc), 19 (Yosef/Gareth Boden), 24 (badges/Mark Mason), 63 (cucumber/Stockbyte), 63 (melon/Stockbyte), 63 (potatoes/Ingram), 63 (lemon/Ingram), 68 (Russia/Graphi-Ogre), 100 (woman/Doug Menezes/PhotoDisc); Masterfile p26 (family/Peter Griffith); Photolibrary Group Ltd. pp34 (dolphins/Norbert Wu/Pacific Stock), 46 (outback/Richard Woldendorp), 63 (milk/Foodpix), 68 (Lake Pontchartrain Causeway/Tom Carroll/Phototake Science); Press Association Images pp50 (man and anteaters/Koji Sasahara/Associated Press), 110 (Emily/Mike Egerton/EMPICS Sport); Rex Features Ltd. pp24 (Tony/Jonathan Hordle), 63 (cheese/Martin Lee), 69 (waterfall/Jacques Jangoux), 94 (Skycar); Science Photo Library p68 (the Nile from space/NASA); Zood Pictures pp25 (posters), 25 (football cards).

Cover illustration by: James Elston

American English

# Family and Friends



To be the **best** you need the **best** ...

- Exceptionally strong skills training program includes a focus on real speaking and writing output.
- *Time to talk!* Student Audio CD with speaking practice and the step-by-step phonics improve communication and pronunciation skills.
- Clear grammar and vocabulary syllabus recycles and recombines language.
- A values syllabus develops social and emotional skills for success in the classroom and at home.

## Components – 6 Levels:

- Student Book with *Time to talk!* Student Audio CD
- Workbook
- Teacher's Book and Teacher's Resource CD-ROM including:
  - editable unit tests, skills tests, and summative tests
  - Test Builder
  - photocopiable resources
- Teacher's Resource Pack (levels 1–4)
- Class Audio CDs
- Oxford iTools: Digital Class Resources

## Linked support:

- Grammar Friends series 1–6
- Oxford Primary Skills series: Reading and Writing 1–6

**OXFORD**  
UNIVERSITY PRESS

[www.oup.com/elt](http://www.oup.com/elt)

OXFORD ENGLISH  
ISBN 978-0-19-481359-4



9 780194 813594