

American English

Family and Friends 2

Workbook



موسسه زبان دهخدا
dehkhodaedu.com

Naomi Simmons

OXFORD

Contents

Starter	Welcome back!	4
Unit 1	Our new things	8
	About me: writing about my classroom	13
Unit 2	They're happy now!	14
	About me: writing about my feelings	19
Unit 3	I can ride a bike!	20
	About me: writing about what I can and can't do	25
	Review 1	26
Unit 4	Do you have a milkshake?	28
	About me: writing about my lunchbox	33
Unit 5	We have English!	34
	About me: writing about my school subjects	39
Unit 6	Let's play after school!	40
	About me: writing about what I do after school	45
	Review 2	46
Unit 7	Let's buy presents!	48
	About me: writing about presents for my mom	53
Unit 8	What time is it?	54
	About me: writing about my day	59
Unit 9	Where does she work?	60
	About me: writing about where my family work	65
	Review 3	66
Unit 10	It's hot today!	68
	About me: writing about the weather	73
Unit 11	What are you wearing?	74
	About me: writing about the clothes I'm wearing	79
Unit 12	You're sleeping!	80
	About me: writing about my family at a party	85
	Review 4	86
Unit 13	Look at all the animals!	88
	About me: writing about a farm visit	93
Unit 14	Look at the photos!	94
	About me: writing about me and my friends in 2nd grade	99
	Review 5	100
	Grammar Time	102

Lesson One

01 Time to talk!

1 Write.

Tim brown long short Rosy green curly Billy

1



Her name's Rosy.

She has _____ hair.

She has _____ eyes.

2



His name's _____.

He's Rosy's cousin.

He has _____ hair.

He has _____ eyes.

3



His name's _____.

He's Rosy's brother.

He has _____ hair.

2 Find and circle the family words.

mom dad brother cousin grandma grandpa



1 Write your name. Circle the correct word and write. Then draw yourself.

1 My name's _____.

2 I'm _____.

six seven eight

3 I have _____ hair.

brown black red

4 I have _____ hair.

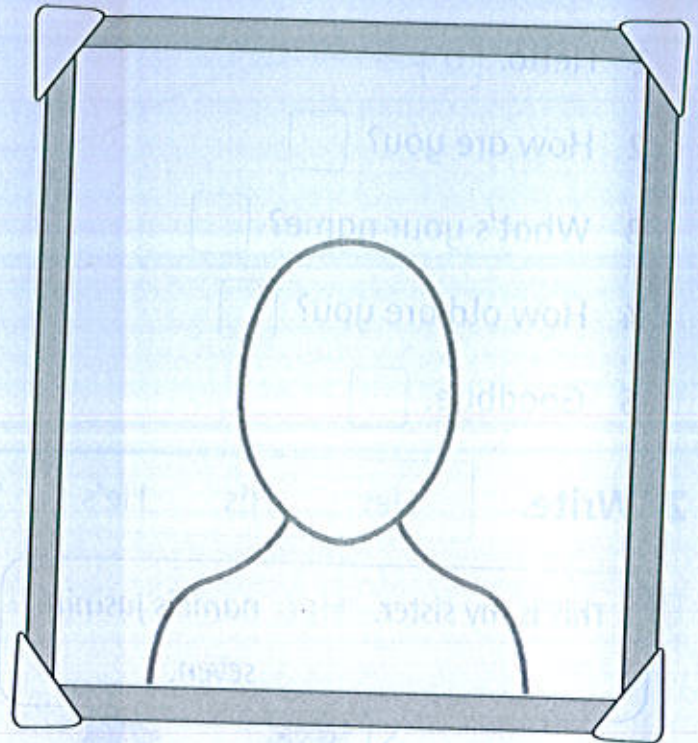
long short

5 I have _____ hair.

straight curly

6 I have _____ eyes.

brown blue gray green



2 Order the words. Match.

a



b



c



1 Rosy's This . mom is

This is Rosy's mom. c

2 dad is This Rosy's .

3 . cousin Tim is Rosy's

1 Match.

1 Hello.

2 How are you?

3 What's your name?

4 How old are you?

5 Goodbye.

a I'm seven.

b Hi.

c Bye.

d I'm fine, thank you.

e My name's Jasmin.

2 Write.

Her His He's She's

This is my sister. Her name's Jasmin.
_____ seven.

This is my friend. _____ name's Sam.
_____ nine.



3 Find and circle the days of the week. Write.


Sunday Monday Tuesday Wednesday Thursday Friday Saturday

T	S	a	t	u	r	d	a	y	S
h	★	★	★	★	★	★	★	★	u
u	★	T	u	e	s	d	a	y	n
r	★	F	r	i	d	a	y	★	d
s	★	★	★	★	★	★	★	★	a
d	W	e	d	n	e	s	d	a	y
a	★	★	★	★	★	★	★	★	★
y	★	★	★	M	o	n	d	a	y

Today is _____.

1 Count and write.

There is There are

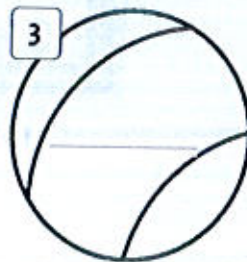


- 1 There are two cars. 2 _____ train.
 3 _____ balls. 4 _____ kites.
 5 _____ teddy bear. 6 _____ toys.

2 Write the missing words and numbers.



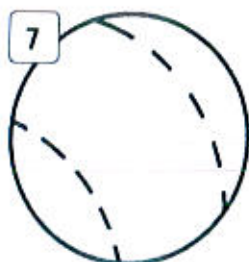
eleven



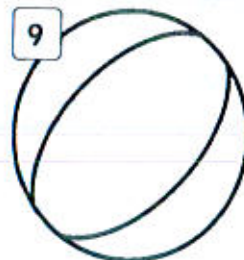
thirteen



fifteen



seventeen




nineteen




1 Find and circle the words.

coat hooks pencil cases computers table board


1

actablebi

2

jbcoathookswq

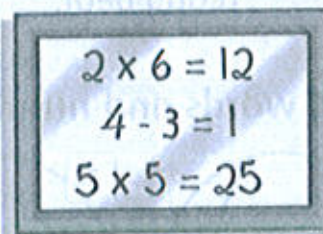
3

skocomputersrt

4

xpencilcasest

5


upboardzx

2 Look again and write.

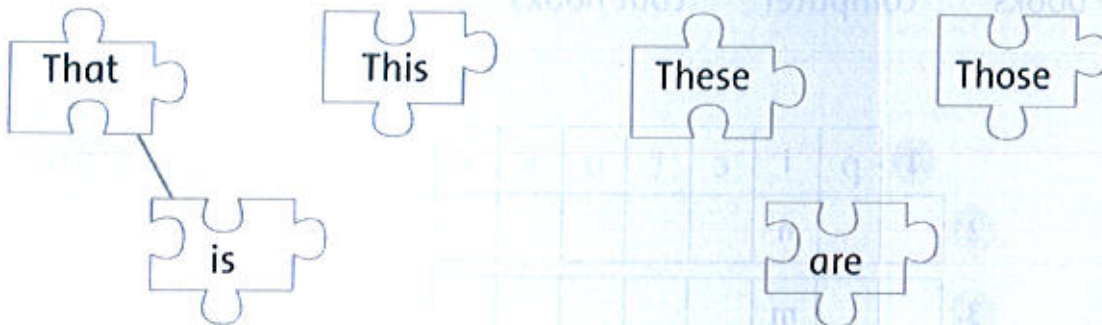
- 1 There is a new table .
- 2 There are new _____ .
- 3 There are new _____ .
- 4 There are new _____ .
- 5 There is a new _____ .

1 Match.

- 1 this ☐ d 2 that ☐ 3 these ☐ 4 those ☐







2 Match.




3 Write.

This is That is These are Those are

<p>1</p> <p><u>These are</u> tables and chairs.</p> 	<p>2</p> <p>coat hooks.</p> 	<p>3</p> <p>a computer.</p> 	<p>4</p> <p>a board.</p> 
---	---	--	--

Find and circle the words.

picture poster drawers




picture drawers poster

Look and write.

drawers poster picture chair board
pencil case books computer coat hooks



1 p i c t u r e
2 n



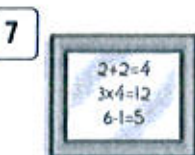
3 m
y



4 c
l



5 a
s



6
7 r




8 o
9 o

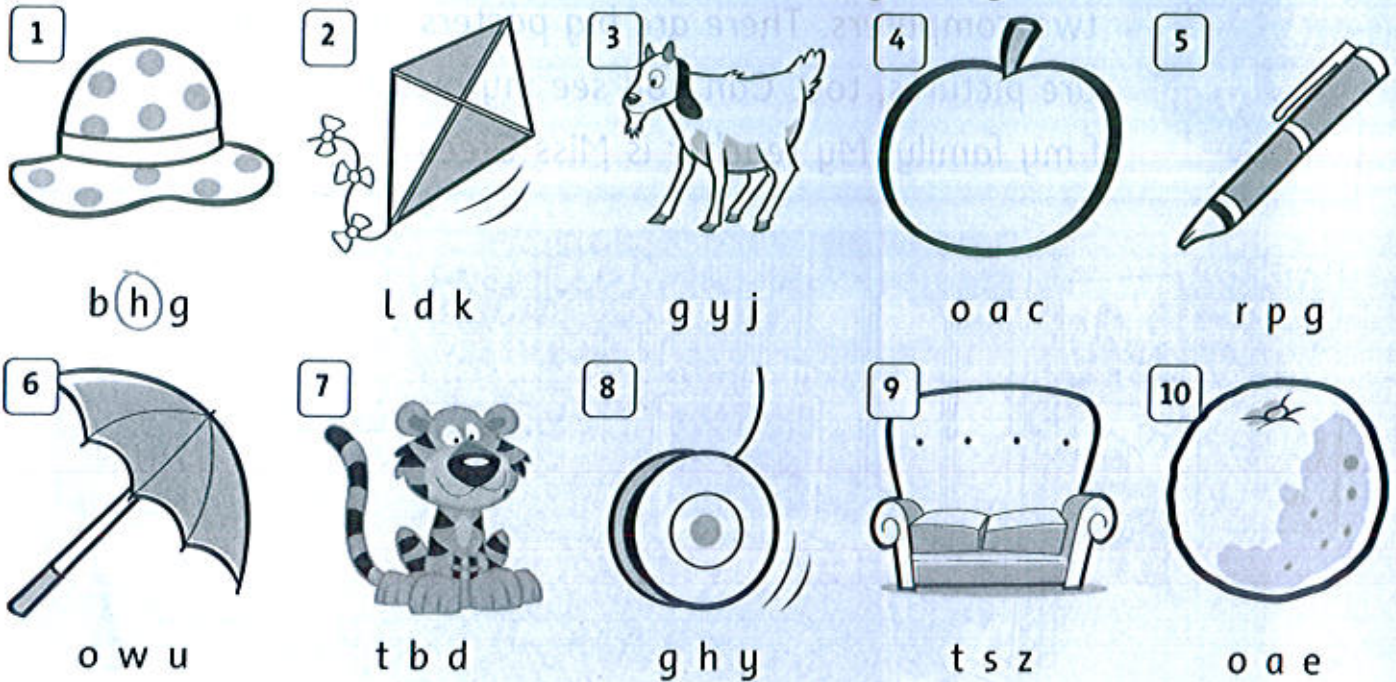


m


1 Write the missing letters.



2 Say the word. Say the sound. Circle the beginning letter.



3 Match the capital and small letters.




Reading

1 Read.



My name's Layla. I'm in class 2A. This is my classroom. The tables are long. There's a big board and there are two computers. There are big posters on the wall. There are pictures, too. Can you see my picture? It's a picture of my family. My teacher is Miss Green. I like her.



2 Read again. Circle five things in Layla's classroom.

3 Circle the incorrect word. Then write the sentence correctly.

1 The girl's name is Tina. The girl's name is Layla.

2 She's in class 4B. _____

3 The tables are short. _____

4 There is a small board. _____

5 There are four computers. _____

6 The teacher's name is Miss White. _____

Writing

1 Write the sentences again with capital letters.

1 this is layla. This is Layla.

2 layla's teacher is miss green. _____

3 his name's tim. _____

4 rosy is tim's cousin. _____


5 billy is her little brother. _____

About me!

2 Circle the things in your classroom.

tables chairs board cabinet drawers computer
window door coat hooks boys girls teachers

3 Draw and write about your classroom.



This is my classroom.

This is the window.

This is the _____.

This _____.

These are the _____.

These _____.

2

They're happy now!

Lesson One Words

Time to talk!

1 Match.

1 hot

b



2 cold



3 hungry



4 happy



5 sad



2 Write.



He's happy.



She's _____.



1 Write.

They're I'm We're She's



2 Write.

they're they we're They're Are aren't





موسسه زبان دهخدا
dehkhodaedu.com

1 Order the words. Match.

1 . sad This is boy

This boy is sad. c

2 hungry . girls are These

3 angry ? Are they

4 cold aren't boys . These



2 Find and circle the words. Write.

1



hungry

2



3



4



5



6



7



8



h	u	n	g	r	y	★	s
a	n	g	r	y	c	h	c
p	★	★	★	★	o	o	a
p	★	s	a	d	l	t	r
y	★	★	★	★	d	★	e
★	b	r	a	v	e	★	d
★	★	★	★	★	★	★	★

1 Say the sound. Say the words. Circle the word that contains that sound.

1 **sh** chair shoes thumb

2 **ch** teacher fish bath

3 **th** thumb shoes chair

4 **sh** chair bath fish

2 Write the missing letters.

sh ch th



sh oes



umb



air



tea er



ba



fi

3 Write.

bath teacher shoes teacher fish chair

Look at my ¹ teacher.

Sitting on a ² chair.

Her ³ shoes are blue.

She has long, black hair.

A picture of a ⁴ fish.

And a picture of a ⁵ bathtub.

Look at my ⁶ teacher.

Her name's Miss Wish.



Reading

1 Read.




I cry when I am scared.
I cry when I am sad.
I cry when Mom is angry,
When I do something bad.

I smile when I am happy.
I smile when I am good.
I smile when I am brave,
When I do something good.



2 Write the words in the correct boxes.

happy sad angry brave bad good



3 Read again and write T (true) or F (false).

- 1 I cry when I am happy. F
- 2 I smile when I do something good. _____
- 3 I cry when I am scared. _____
- 4 I smile when Mom is angry. _____
- 5 I smile when I am brave. _____

Writing

1 Write the long and short forms.

long form

short form

1 I am happy.

I'm happy.

2 She is angry.

3 _____

They're sad.

4 We are scared.

5 _____


You're hungry.

About me!

2 Circle how you are feeling today.

hot cold hungry happy sad brave angry scared

3 Draw and write about your feelings.



Today, I'm happy.

Today, I'm _____.

I'm _____.

Today, I'm not _____.

I'm not _____.

Lesson One Words

17 Time to talk!

1 What's next?

Look, draw, and write.































ride a bike

ride a horse




skate



skateboard

play soccer

1							<u>ride a horse</u>
2							_____
3							_____
4							_____
5							_____

2 Look and write.

1		2		3	
<u>ride a bike</u>					

4		5			

1 Look and write.

No, she can't.

No, he can't.

Yes, they can.

Yes, he can.

No, they can't.

Yes, she can.



Can he ride a bike?

Yes, he can.

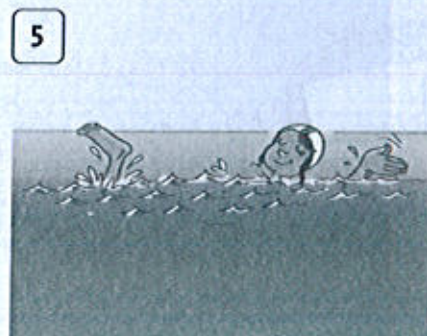
Can they play soccer?



Can she skate?



Can they skateboard?



Can she swim?



Can he ride a horse?

2 Look again and write.

1 Let's ride a bike !

2 Let's play _____ !

3 Let's _____ !

4 _____

5 _____

6 _____

1 Match.




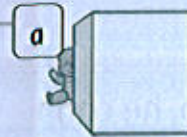
1 behind ☐ a

2 in front of ☐

3 next to ☐

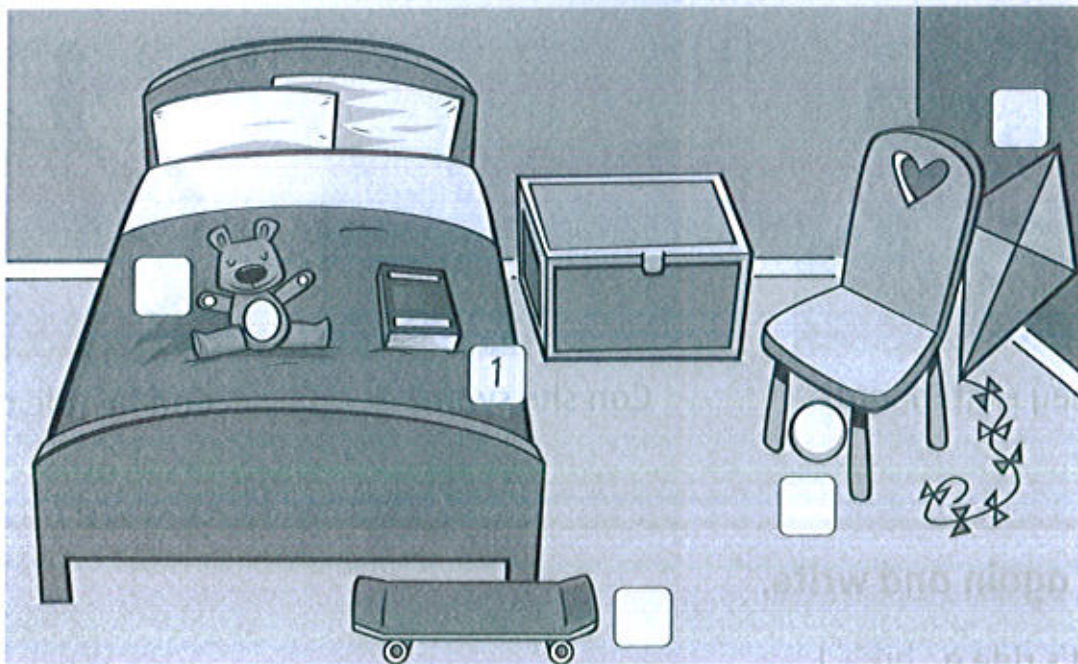
4 on ☐

5 under ☐



2 Write. Then number the picture.

under ~~next to~~ on in front of behind



1 The book is next to the teddy bear.

2 The teddy bear is _____ the bed.

3 The ball is _____ the chair.

4 The kite is _____ the chair.

5 The skateboard is _____ the bed.

1 Say the sound. Say the words. Circle the word that contains that sound.

1 a

pen

cat

bug

2 e

bed

mop

bus

3 i

pot

van

fig

4 o

pen

fox

pig

5 u

bus

bed

cat

2 Write the missing letters.

a

e

i

o

u

1



b _ u _ g

2



c _ t

3



p _ t

4



f _ g

5



v _ _ n

6



p _ _ g

7



b _ _ s

8



p _ _ n

3 Say the word. Look and write a word that rhymes.

1



rug



bug

2



man



3



red



4



big



5



box



Reading

1 Read.

A Look at this bike. Two people can ride it. It has two wheels and it has two seats. Your mom or dad can sit at the front. You can sit behind. It's fun to ride this bike with your mom or dad.



B Can you ride a bike with one wheel? This man can. The wheel is very big and it has a seat. It's fun to ride.



2 Read again. Write.

1



How many wheels does bike A have?

It has _____.

2



How many seats does bike B have?

3 Circle the incorrect word. Then write the sentence correctly.

1 Bike A: It has one wheels. It has two wheels.

2 Bike B: It has a little wheel. _____

3 Bike A: Four people can ride this bike. _____

4 Bike B: It has two seat. _____

5 Bike A: You can sit under. _____

Writing

1 Complete using *a* or *an*.

- | | |
|-----------------------------|-------------------------------|
| 1 This is <u>an</u> orange. | 2 I have _____ bike. |
| 3 He has _____ skateboard. | 4 This is _____ umbrella. |
| 5 It's _____ apple. | 6 She has _____ egg. |
| 7 I have _____ teddy bear. | 8 My sister has _____ eraser. |

About me!

2 Check (✓) what you can do.

- | | | | |
|--------------------------------------|---------------------------------------|--------------------------------|-------------------------------------|
| ride a bike <input type="checkbox"/> | ride a horse <input type="checkbox"/> | skate <input type="checkbox"/> | run <input type="checkbox"/> |
| play soccer <input type="checkbox"/> | swim <input type="checkbox"/> | fly <input type="checkbox"/> | skateboard <input type="checkbox"/> |
| | sing <input type="checkbox"/> | draw <input type="checkbox"/> | |

3 Draw and write about what you can and can't do.



I can play soccer.

I can _____.

I can _____.

I can't _____.

I can't _____.

Review 1

1 Write.

That is This is these are Those are This is



2 Read the words. Write them in the correct boxes.

hungry computer scared bike skateboard sad board
skates coat hooks hot soccer ball posters

school

computer

feelings

toys

3 Say the words. Circle the word that contains a different sound.
Write the sound that is different.

sh ch th

1



sh

2



3



3



4



3

4 Write.

Yes, she is.

Yes, they are.

No, he isn't.

Yes, she is.

No, she isn't.

Yes, he is.

1



Is he happy?

No, he isn't.

2



Is she hungry?

3



Is he brave?

4



Is she cold?

5



Is she scared?

6




Are they cold?

Lesson One Words

23 Time to talk!




1 Number the picture.



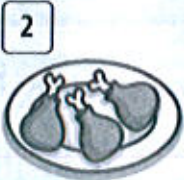

- 1 milkshake
- 2 salad
- 3 chicken
- 4 pizza
- 5 fries

2 Look and write.

pizza fries salad milkshake chicken

1	s	a	l	a	d					
			u							
			n							
		2	c							
3			h							
			t							
		4	i							
			m							
		5	e							

1 Write.

Yes, he does. No, he doesn't. Yes, she does. No, she doesn't.



- 1 Does the boy have a milkshake? Yes, he does.
- 2 Does the girl have a milkshake? _____
- 3 Does he have a pizza? _____
- 4 Does she have fries? _____

2 Order the words. Match.

1 you a Do have pizza ?

Do you have a pizza?

2 sandwiches like the They .

d

3 doesn't He his . have fries

☐

4 hungry not . I'm

☐

☐



1 Say the sound. Say the words. Circle the word that contains that sound.

1 **gr** frisbee grapes bread 2 **br** brush frog grass


3 **fr** frog brush bread 4 **gr** brush frisbee grass

2 Circle the letters at the beginning of each word.

1  gr fr br

2  fr br gr

3  gr fr br

4  br gr fr

3 Write. juice grapes frisbee friends grass bread

There are ¹ grapes and ² _____,

And ³ _____ in a glass.

Friends together,

In the green, green ⁴ _____.

Play with a ⁵ _____,

Play with a ball.

The ⁶ _____ have fun

With the big, brown ball.



Reading

1 Read.

Kate: Let's look in our lunchboxes.

Simon: Yes, what do we have?

Kate: Do you have a sandwich?

Simon: Yes, I do. I have an egg sandwich.

Kate: Do you have chicken?

Simon: No, I don't. But I have salad. And I have a cookie. Do you have a cookie?

Kate: No, but I have a cheese and tomato sandwich. I don't have salad, but I have a yogurt.



2 Read again. Check (✓) what they have.

	Simon	Kate
1 cookie	✓	
2 egg sandwich		
3 salad		
4 chicken		
5 cheese and tomato sandwich		
6 yogurt		

3 Read again and write T (true) or F (false).

- 1 Kate has a cookie. F
- 2 Kate doesn't have a cookie.
- 3 Simon doesn't have salad.
- 4 Kate has salad.
- 5 Simon has an egg sandwich.
- 6 Kate has a yogurt.

Writing

1 Write . or ? at the end of each sentence.

- 1 Does he have a pizza Does he have a pizza?
- 2 I have an apple _____
- 3 Do you have a sandwich _____
- 4 No, I don't _____
- 5 Do you like yogurt _____

About me!

2 Circle the food you have in your lunchbox.

salad fries pizza milkshake sandwich yogurt
cookie orange apple pear banana chicken

3 Draw and write about what's in your lunchbox.



I have a pizza in my lunchbox.

I have a _____.

I _____.

I don't have _____.

I _____.

Lesson One Words



Time to talk!

1 Circle the words.

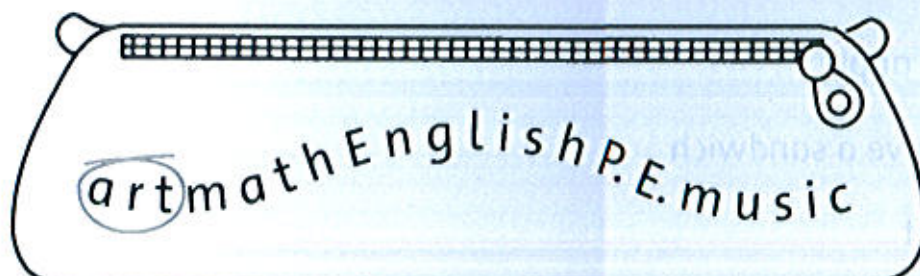
math

P.E.

music

English

art



2 Now write.

1



art

2



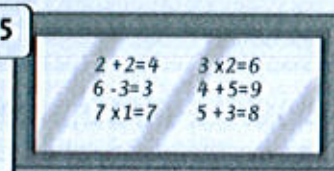
3



4



5



3 Order the words.

1 have music do When ? you When do you have music?

2 math I Friday have . on _____

3 Wednesday Do art on have ? you _____

4 have on . P.E. Thursday I _____

5 you do When ? English have _____


1 Match. Then write.



our



their



These are ___ lunchboxes.



2 Match.

	Monday	Tuesday	Wednesday	Thursday	Friday
9:00	art	English	math	music	P.E.

1 When do we have English? ☐ b

a We have art.

2 What do we have on Thursday? ☐

b On Tuesday.

3 What do we have on Monday? ☐

c We have P.E.

4 When do we have math? ☐

d On Wednesday.

5 What do we have on Friday? ☐

e On Thursday.

6 When do we have music? ☐

f We have music.


1 Look and write.

computer room



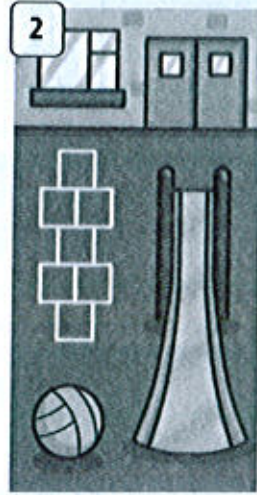
art room

school yard

classroom



art room



2 Match.

1 school yard

2 computer room

3 art room

4 classroom

b

a

b



picture



ball

c



computer

d



books

3 Now write.

1 We have a ball in the school yard.

2 We have _____ in the _____.

3 _____

4 _____

1 Say the sound. Say the words. Match.

1 tr

2 dr

3 cr

a dress

b tree

c crab


d truck

e crayon

f drum

2 Write the missing letters.


dr tr cr



tr ee



ab



um



ess



ayon



uck

3 Write.

drum train crab truck crayons dress tree crayons

A ¹ train and a ² _____.

A ³ _____ and a ⁴ _____.

I draw with my ⁵ _____,

And I have fun.

A girl in a ⁶ _____.

A bird in a ⁷ _____.

Get your ⁸ _____,

And draw with me.



Reading

1 Read.

At our school we have two big school yards. This is my school yard. It is for the 1st, 2nd, and 3rd grade students. The 4th, 5th, and 6th grade students play in a different school yard.

There are squares on the school yard where we can play games. The students can play ball and run around. We can also talk to our friends. We love our school yard.



2 Read again. Circle four things that students can do.

3 Read again. Then write.

school yards friends squares big ball

- 1 At this school, there are two school yards.
- 2 The school yards are _____.
- 3 There are _____ for playing games.
- 4 The students can play _____.
- 5 The children can talk to their _____.

Writing

1 Write the sentences with capital letters.


- 1 we have music on tuesday. We have music on Tuesday.
- 2 what do we have on thursday? _____
- 3 do we have math on monday? _____
- 4 we don't have school on saturday. _____
- 5 what do we have on wednesday? _____
- 6 we have art on wednesday. _____

About me!

2 Circle the school subjects you have today.

art math English P.E. music

3 Draw and write about today's subjects.



We have English.

We have _____.

We have _____.

We don't have _____.

We _____.



موسسه زبان دهخدا
dehkhodaedu.com

6

Let's play after school!

Lesson One Words

35 Time to talk!

1 Match.

1 help my

2 do my

3 visit my

4 go

5 have a

a swimming

b mom

c homework

d music lesson

e grandma

2 Look and write.



go swimming



1 Order the words. Match.

1 mom . help my I

I help my mom. ☒ c

2 visit grandma I . my



3 homework I my do .



4 to . don't music I listen



2 Write.

1 **Monday**

☐
☒

I do my homework.

I don't

2 **Tuesday**

☒
☒

I

I don't

3 **Wednesday**

☒
☒

4 **Thursday**

☒
☒

1 Circle the correct word. Write.



After school, I listen to music.

write listen to



I read a book.

read listen to



I play with my friends.

write play

2 Write. Then number the picture.

help read listen play

1 I listen to music.

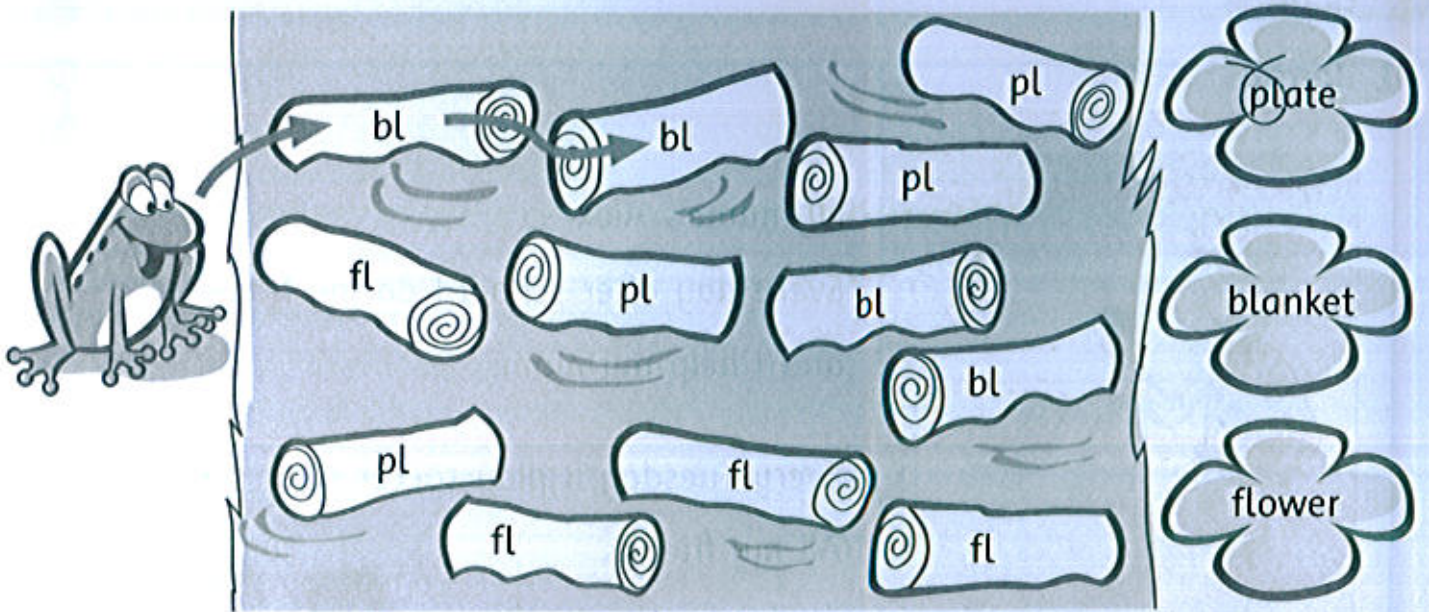
2 I read a book.

3 I play with my friend.

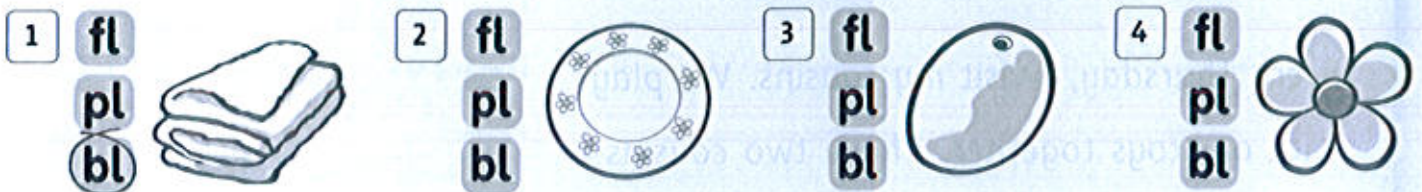
4 I help my mom.



1 Join the sounds. Circle the sounds in the words.



2 Say the words. Circle the sound.



3 Write.

Plums flower blanket plate Plums

¹ Plums on a plate.² _____ on a plate.

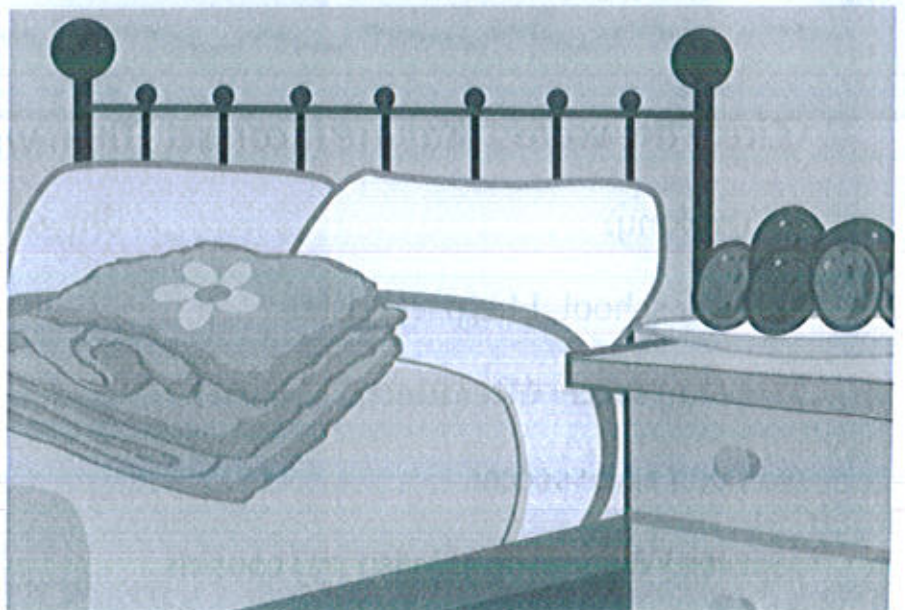
Blue plums, black plums,

Plums on a ³ _____.A ⁴ _____ on a bed.

A blanket on a bed.

There's a pretty ⁵ _____

On the blanket on the bed.



Reading

1 Read.



My name's Alex.

Every day after school I do my homework
and I help my mom.

Every Tuesday, I play soccer after school.

All my friends
play, too. I love
soccer!

Every Thursday, I visit my cousins. We play
with our toys together. I have two cousins.



2 Circle the words that are incorrect. Then write the sentences correctly.

1 I'm Tony.

I'm Alex.

2 After school, I help my sister.

3 I play soccer after lunch.

4 I don't like soccer.

5 Every Wednesday, I visit my cousins.

6 I have four cousins.

Writing

1 Circle the verbs. Then match.

1 I visit my cousins. ☐ a

2 I help my mom. ☐

3 I have a music lesson. ☐

4 We play with our toys. ☐



About me!

2 Circle the things you do after school.

help my mom do my homework go swimming read a book
have a music lesson play with friends listen to music

3 Draw and write what you do and don't do after school.

After school, I visit my grandma.

After school, I _____

I _____

I don't _____

I don't _____

1 Write.

your our my their



2 Read the words. Write them in the correct boxes.

math twenty chicken English art salad
forty fries thirty eighty music pizza


numbers

twenty

food

subjects

3 Read and write the numbers.




- 1 The car is number twenty-four.
- 2 The skateboard is number eighty-one.
- 3 The train is number seventy-nine.
- 4 The doll is number thirty-seven.
- 5 The kite is number forty-six.

4 Complete the questions.

What When

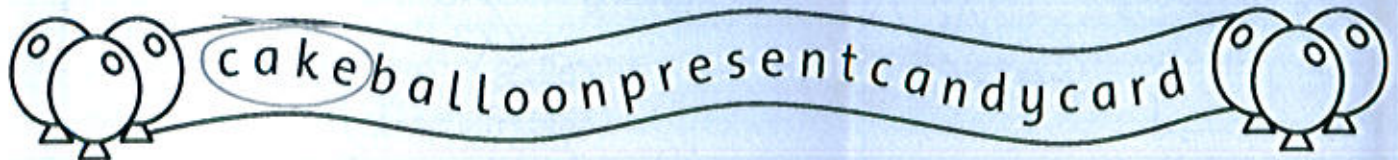
- 1 What do we have on Tuesday? We have music.
- 2 _____ do we have art? On Wednesday.
- 3 _____ do we have English? On Monday.
- 4 _____ do we have on Monday? We have P.E.
- 5 _____ do we have on Thursday? We have math.

5 Circle the beginning sound.



1 Find and circle the words.

present card balloon candy cake



2 Match. Then write.

candy balloon present cake card



b

a



☐

b



candy



☐

c



☐

d



☐

e




1 Write.

like likes don't like doesn't like

I like candy.I _____
candy.She _____
balloons.She _____
cake.

2 Read. Then write.

likes doesn't like like likes



1 Find and circle the words.

neighbor tie nuts

1



ieynutsas

2



mptieb

3



eneighborop

2 Look and write.

cake candy balloon nuts
neighbor tie card



1



1

c a r d

2

e s

3

e

4

n

t


5

s

2



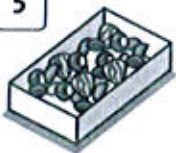
4



3



5



6

f o r

6



7



7

a l l

1 Say the words. Circle the word that begins with a different sound.

- 1 gloves glue clock 2 slide cloud slippers
3 glue clock cloud 4 slide gloves glue

2 Write the missing letters.

cl gl sl



gl oves



__ ock



__ ide



__ oud



__ ippers



__ ue

3 Write.

gloves slide slippers clock clouds


I take off my ¹ slippers,

I go outside.

I put on my ² _____,And I play on the ³ _____.I look at the ⁴ _____.I see ⁵ _____ in the sky,

Time to take off my gloves,

Time to say, "Goodbye."




Reading

1 Read.

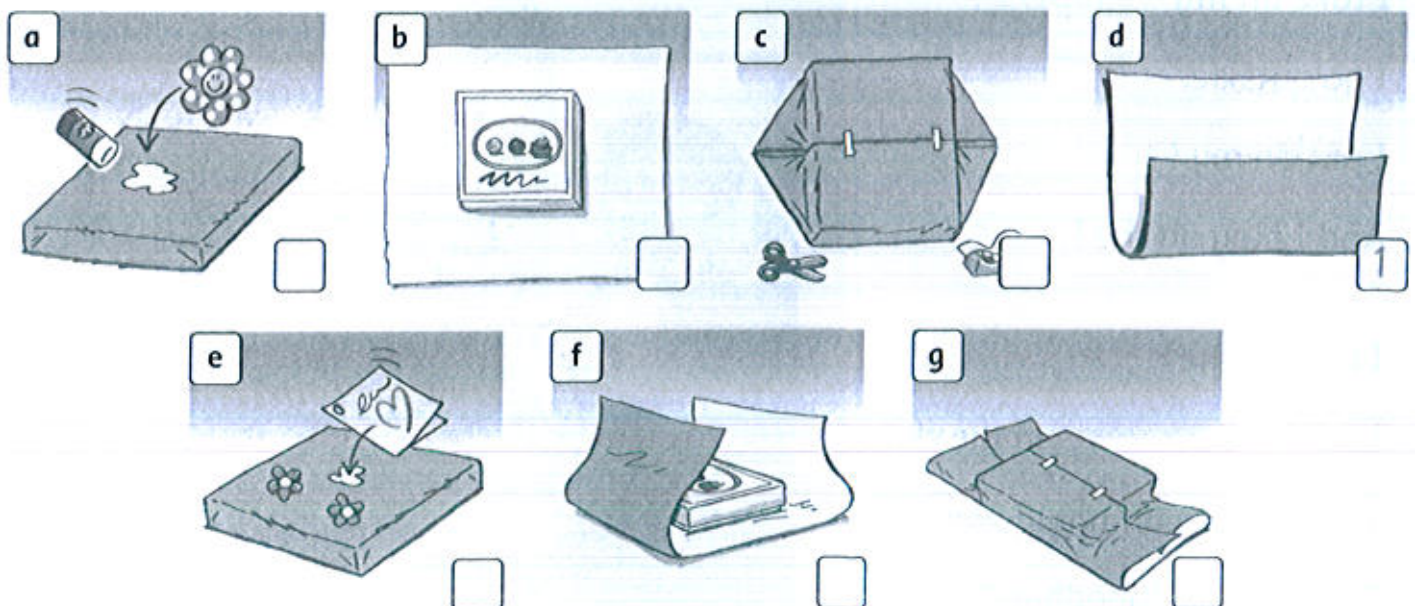
How to wrap a present

This is a present for my friend Holly. It's a box of candy.

- 1 Get paper. Holly's favorite color is red, so this is red paper.
- 2 Put the present on the paper.
- 3 Fold the paper.
- 4 Tape the paper.
- 5 Make triangles with the paper.
Tape the triangles.
- 6 Tape the pictures on the present.
Holly likes flowers.
- 7 Write a card. My card says, "To Holly.
You are a good friend. From Teresa."



2 Read again. Number the pictures in the correct order.



Writing

1 Write the long and short forms.

long form

short form

1 I do not like candy.

I don't like candy.

2 _____

He doesn't like balloons.

3 She does not like eggs.

4 _____

I don't like tigers.

5 My grandpa does not like cake.

6 _____


My mom doesn't like cats.

About me!

2 Think about a present for your mom. Circle the things she likes.

cakes books candy nuts grapes toy cars
yo-yos balloons slippers gloves

3 Draw and write about presents for your mom.



My mom likes apples.

My mom likes _____.

She likes _____.

She doesn't like _____.

She _____.

1 Write.


get up

have breakfast

go to school

go home

have dinner

have dinner

2 Order the words. Look at the pictures above and match.

1 school go I to . I go to school.

3

2 home . go I

3 . up get I

4 dinner I . have

5 I breakfast have .

1 Look and write.

1



It's seven o'clock.

2



3



4



5



6



2 Read and match.

1 He has breakfast.

c



2 He gets up.



b



3 He has dinner.



4 He goes to school.



d



3 Now write the sentences in the correct order.

1 He gets up at six o'clock.

2 He _____.

3 _____

4 _____

1 Look at the pictures and match.

1 in the morning



b

2 in the afternoon

☐

3 in the evening

☐



2 Write.



I have breakfast

in the morning.



I have dinner

_____.



I have lunch

_____.



I get up

_____.



I play with my toys

_____.

3 Now point and say.

I have breakfast in the morning.
I have dinner ...

1 Say the sound. Say the words.

Circle the word that begins with the sound.

- | | | | |
|---|-----------|-------|------------|
| 1 | sk | smile | <u>sky</u> |
| 2 | st | snow | star |
| 3 | sn | snow | sky |
| 4 | sm | smile | star |
| 5 | sk | sky | snow |

2 Write the missing letters.


sm sn st sk



smile



ake



ar



y

3 Write.

sky snake stars snow smile

Look at the ¹ snakeIn the ² _____.A snake with a ³ _____.

Watch it go.

Look at the ⁴ _____.In the ⁵ _____.

It's time for bed, snake.

Say, "Goodbye."













Reading

1 Read.

- ☐ My name's Harry and this is my dad.
 In the morning, I get up at seven o'clock. My dad gets
☐ up at six o'clock. I go to school at eight o'clock.
 My dad goes to work at seven o'clock. I go to
☐ school by bus. He goes to work by car.
☐ I go home at four o'clock in the afternoon. My dad
 goes home at seven o'clock in the evening.
☐ I go to bed at eight o'clock. My dad goes to bed at
 eleven o'clock.



2 Read again. Write H (Harry) or D (Dad).

1 get up	 <input type="checkbox"/> D	 <input type="checkbox"/>
2 go to school go to work	 <input type="checkbox"/>	 <input type="checkbox"/>
3 go by ...	 <input type="checkbox"/>	 <input type="checkbox"/>
4 go home	 <input type="checkbox"/>	 <input type="checkbox"/>
5 go to bed	 <input type="checkbox"/>	 <input type="checkbox"/>

Writing







1 Write.

What Where's When What's When

- 1 What's your name? My name is Harry.
- 2 _____ his teddy bear? His teddy bear is in his bedroom.
- 3 _____ do you have P.E.? On Tuesday.
- 4 _____ does she like? She likes candy.
- 5 _____ does she get up? She gets up at eight o'clock.

About me!

2 Draw the times you do these things.

get up		have breakfast		go to school	
have lunch		have dinner		go to bed	

3 Draw and write about your day.

I get up at six o'clock.

I get up at _____.

I _____.

9

Where does she work?

Lesson One Words

53 Time to talk!

1 Find and circle the words.


hospital airport fire station police station store



1 vfirep ystationt



2 arhospitalou



3 chtstoreubx




4 mklairportqry



5 bpolicex hstationx

2 Look and write.

1 hospital





4



5

1 Follow the maze and write.

hospital school airport police station fire station store



1 He works in a
police station.

2 _____

3 _____

4 _____

5 _____

6 _____

2 Match.



Does he work in a police station? ☒ b

a No, he doesn't.



Does she work in a fire station? ☐

b Yes, he does.

c No, she doesn't.



Does he work in a hospital? ☐

d Yes, she does.



Does she work in a school? ☐

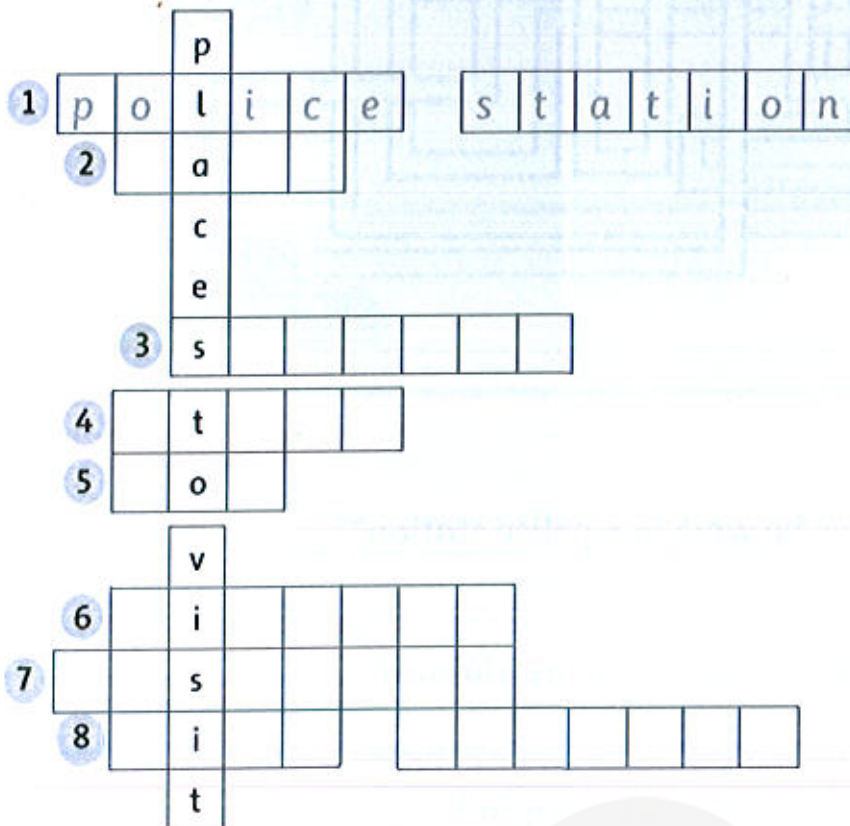
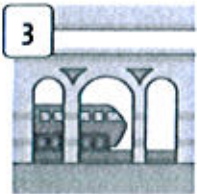
1 Find and circle the words.

bank zoo station



2 Look and write.

police station fire station station store
hospital bank airport zoo




1 Order the letters.

1 ecfa



face

2 klea



3 lea np



4 aget



2 Write.

lake

gate

cake

face

Open the ¹ gate.See the ² _____.A smile on your ³ _____.Here is a ⁴ _____.

3 Read. Circle the words with a_e. Underline the words with a.

There is a cat next to the lake.

Open the gate. Here comes a van.

4 Now write the words in the correct box.

a_e

lake

a

Reading

1 Read.

I'm Jason. My dad works in an office. Every day he gets up at six o'clock. He puts on black pants and a tie. He has breakfast, then he goes to work by car.



In his office, my dad has a big table. His computer is on the table. He also has a picture of my mom, my sister, and me on his table.



He goes home at five o'clock and we all have dinner together at seven o'clock.

2 Read again. Circle two clothes words. Underline three family words.

3 Circle the incorrect word. Then write the sentences correctly.

1 Jason's dad works in a school.

Jason's dad works in an office.

2 He gets up at nine o'clock.

3 He puts on green pants.

4 He goes to work by train.

5 He goes home at three o'clock.

6 They have lunch at seven o'clock.

Writing

1 Write the sentences with commas (,) and *and*.

1 I like apples grapes bananas.

I like apples, grapes, and bananas.

2 There are birds monkeys lions tigers.

3 We have English math art music.


4 He likes chicken pizza salad.

About me!

2 Circle the places where your family works.

hospital school airport police station fire station
store zoo station bank office

3 Draw and write about where your family works.





My mom works in a bank.

My _____ works in a _____.

My _____

1 Write.

No doesn't she Yes does work Does nurse



2 Read the words. Write them in the correct boxes.

morning school balloons nuts afternoon airport
evening store candy tie fire station

places

school

times

presents



3 Circle the word that contains a different sound.
Write the word that is different.

1



cat

2



3



4



4 Write.

Yes, he does.

No, he doesn't.



My name's Ted. My dad is a pilot. He works at night.



Does Ted's dad get up at eight o'clock?

No, he doesn't.



Does he go to bed at six o'clock?



Does he have dinner at nine o'clock?



Does he go home at one o'clock?

Lesson One Words

59 Time to talk!

1 Match.

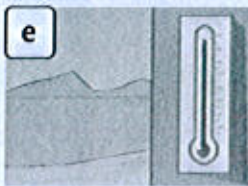
1 It's raining. ☒ c

2 It's windy. ☐

3 It's hot. ☐

4 It's snowing. ☐

5 It's sunny. ☐



2 Now write.



It's windy.



1 Order the words.

1 weather What's like the ?

2 your . on Put hats sun

3 put Don't . your on coat

4 umbrellas have don't . We our

5 window close Don't the .

6 . the Open door

What's the weather like?

2 Write.

Put on Don't put on



It's raining.

Put on your raincoat.



It's windy.

Don't put on your hat.



It's snowing.

Don't put on your shorts.



It's hot.

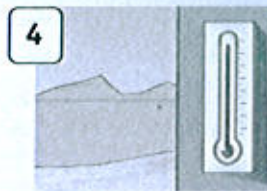
Put on your coat.

1 Find and circle the weather words. Then write.



windy

s	n	o	w	i	n	g	☆
u	r	a	i	n	i	n	g
n	h	w	i	n	d	y	☆
n	o	☆	☆	☆	☆	☆	☆
y	t	☆	☆	☆	☆	☆	☆



2 Now look and write.

play outside windy snowing sunny
fly a kite make a snowman



1 When it's windy, we _____.



2 When it's _____, we _____.



3 When it's _____, we _____.



موسسه زبان دهخدا
dehkhodaedu.com

1 Order the letters.

1 k b i e



bike

2 e n i l



3 i t e w h



4 e i k t



2 Write.

line

nine

bike

kite

white

Ride your ¹ bike. Fly your ² _____.The bike is red. The kite is ³ _____.

White kite, white kite.

Count the children in the ⁴ _____.All together there are ⁵ _____.

Nine in the line. Nine in the line.

3 Read. Circle the words with *i_e*. Underline the words with *i*.

1

Here are nine figs in a line.

2



There's a pig on my kite.

4 Now write the words in the correct box.

i_e

nine

i

Reading

1 Read.



It's playtime. It's very hot and sunny outside. Put on your sun hats, please. Don't put on your coats.

It's P.E. time. It's hot. Put on your shorts and T-shirts.

It's home time. It's raining and windy now. Put on your raincoats and take your umbrellas. Don't put on your hats. They can fly away. See you tomorrow.

2 Read again. Write the weather.

- 1 It's playtime. What's the weather like? It's _____.
- 2 It's P.E. time. What's the weather like? _____.
- 3 It's home time. What's the weather like? _____.

3 Read again and check (✓).

	Playtime	P.E. time	Home time
1 Don't put on your coats.	✓		
2 Don't put on your hats.			
3 Put on your raincoats.			
4 Put on your sun hats.			
5 Put on your shorts and T-shirts.			
6 Take your umbrellas.			

Writing

1 Now write the words in the correct boxes.

make cold happy
go ride hungry
hot eat
sunny fly

verbs

make

adjectives


About me!

2 Circle today's weather. What can you do? Write ✓ or X.

raining windy hot snowing sunny

go outside ☐ fly a kite ☐ make a snowman ☐
put on a coat ☐ put on a sun hat ☐ take an umbrella ☐

3 Draw and write about the weather and the things you can and can't do.




Today it's sunny. I can go outside.

Today, it's _____.

I can _____.

I can't _____.

1 Number the picture.



- 1 skirt
- 2 scarf
- 3 jeans
- 4 boots
- 5 shirt

2 Now look and write.

This is

These are

1



These are gloves.

2



This is a _____.

3



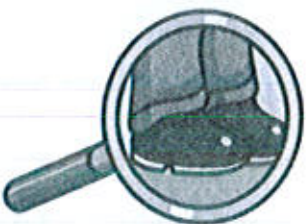
4



5



6



1 Write.

skirt scarf gloves jeans boots shirt



He's wearing jeans.



She's _____.



2 Write.

dress is What I'm T-shirt wearing He's



What are you wearing?



wearing a _____.



And jim?

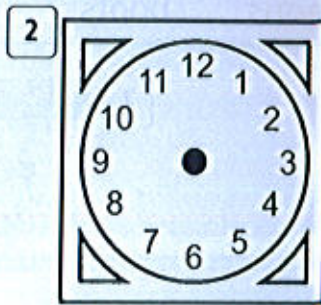
What _____
he _____?

wearing a _____.


1 Read and draw the times on the clocks.




It's three o'clock.



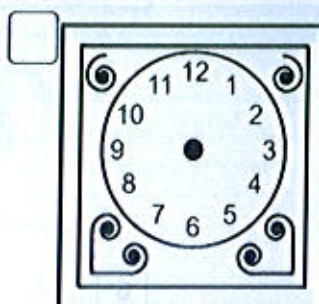
It's two thirty.



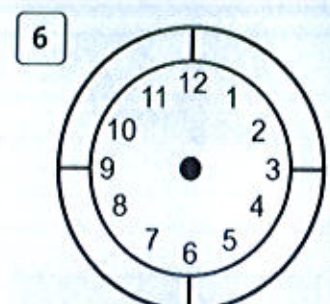
It's eight fifteen.



It's nine forty-five.



It's eleven o'clock.




It's nine thirty.


2 Look at the clocks and write the times.





It's four fifteen.



It's _____
_____.










1 Order the letters.

1 o e h m




home

2 o p r e



3 e n o b



4 n t s e o



2 Write.

nose rope stone bone home



The fox has my ¹ rope.

The fox is on a ² _____.

Hurry up, fox.

I want to go ³ _____.

My ⁴ _____ is cold.

Here is a ⁵ _____.

Hurry up, fox.

3 Read. Circle the words with o_e. Underline the words with o.



A fox has a bone.



There is a mop in my home.

4 Now write the words in the correct box.

o


o_e

bone



Reading

1 Read.

**Where is my friend?**

I'm at the station.
Where is my friend?
At the front of the train?
Or is she at the end?

Where is Lucy?
Is she wearing a skirt?
Is she wearing her jeans?
Or wearing a shirt?

Here is my friend.
She has a toy cow.
I say, "Hello, Lucy,"
And we're both happy now.

2 Read again. Circle three clothes words. Underline one toy.

3 Read again and circle the correct word. Write.

1 The girl is at the station.station

zoo

school

2 She can't see her _____.

mom

friend

sister

3 Her friend's name is _____.

Sally

Milly

Lucy

4 Lucy is on the _____.

bus

train

slide

5 Lucy and her friend are _____.

happy

angry

scared

Writing

Look and write.

fifteen forty-five

1



It's six forty-five.

2



It's three _____.

3



It's nine _____.

4



It's ten _____.

5



It's three _____.

6



It's two _____.

About me!

2 Circle the clothes you are wearing now. Write the colors.

skirt _____

pants _____

shirt _____

T-shirt _____

shoes _____

boots _____

jeans _____

socks _____


scarf _____

shorts _____

dress _____

hat _____

3 Draw and write about the clothes you are wearing.



I'm wearing a blue shirt.

I'm wearing _____.


I'm _____.

Lesson One Words

71 Time to talk!

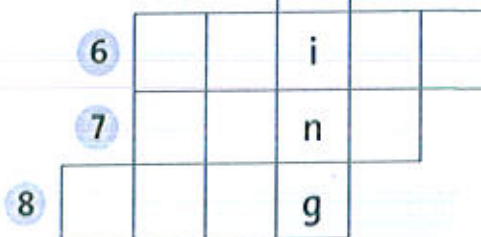

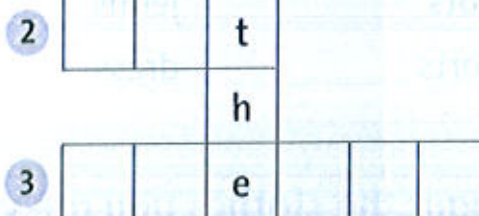

Find and circle the words.

invitation wedding guests band bride



Look and write.

invitation wedding eat sing guests
dance bride band



1 Look at the picture. Order the questions and write the answers.



No, they aren't. Yes, they are. No, she isn't. Yes, she is. No, he isn't.



1 they dancing Are ?

Are they dancing?

Yes, they are.



2 singing ? she Is



3 he Is ? eating



4 she ? sleeping Is



5 eating Are they ?

2 Now point and say.

They're dancing.
She's...

1 Match.

- | | |
|---------------------------------------|-----------|
| 1 make <input type="text" value="b"/> | a my hair |
| 2 wash <input type="text"/> | b a cake |
| 3 brush <input type="text"/> | c photos |
| 4 take <input type="text"/> | d the car |

2 Circle the correct word and write.



1 Mom is making cakes.

making washing wearing

2 Dad is _____ the car.

brushing washing making

3 My sister is _____ lots of photos.

taking making washing

4 I'm _____ my hair.

eating brushing washing

1 Order the letters.

1 unJe



June

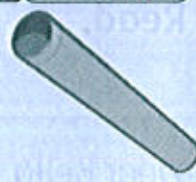
2 buec



3 ulfte



4 beut



2 Write.

tube

June

flute

cube

This month is ¹ June

And it's my birthday!

I have a fun ² _____,

So I can play all day.

I have a new ³ _____


For my birthday,

And a poster in a ⁴ _____.

What a happy day!

3 Read. Circle the words with u_e. Underline the words with u.

1

There's a bug on the tube.

2



I have a flute and I'm sitting on a rug.

4 Now write the words in the correct box.

u_e

u

bug

Reading

1 Read.

Dear Bella,

Thank you for your email. We are all very well. I like your green and white dress. Enjoy the party!

Here is my news. My aunt has a new baby! It's a boy and he is three weeks old. His name is James. He's little and he has blue eyes. He doesn't have any hair.

Here is a picture of my aunt and uncle with baby James.

All of my family is very happy!

Love from

Hannah



2 Circle the incorrect word. Then write the sentences correctly.

1 Hannah likes Bella's jeans.

Hannah likes Bella's dress.

2 Hannah's aunt has a new car. _____

3 The baby is big. _____

4 The baby is a girl. _____

5 His name is Max. _____

6 He has brown eyes. _____

7 Hannah's family is very hungry. _____

Writing

1 Complete the sentences with *ing*.

1



wear

He's wearing
white boots.

2



do

My sister is _____
her homework.

3



eat

She's _____
her dinner.

4



listen


We're _____ to
music.

About me!

2 Circle the things you can see people doing at a party.

eating riding a bike drinking dancing swimming
listening to music playing soccer talking singing

3 Draw and write about your family at a party.



I'm at a party. I'm listening to music.

I'm at a party. I'm _____

I'm _____

My mom is _____


My dad is _____

Review 4



1 Look and write.

boots a scarf jeans a shirt a hat gloves



1 I'm wearing jeans
and _____.

2 I'm wearing _____
and _____.

3 I'm wearing _____
and _____.

2 Read the words. Write them in the correct boxes.

jeans windy invitation skirt raining band
present sunny boots hot bride scarf

weather

windy

wedding

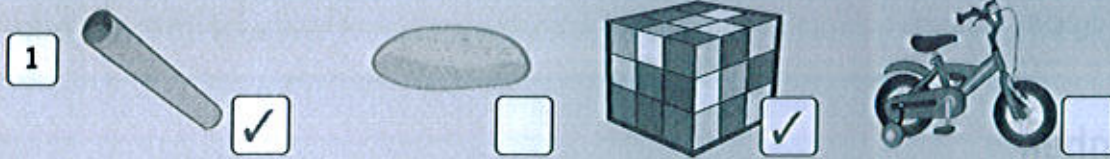
clothes




موسسه زبان دهخدا
dehkhodaedu.com



3 Say the words. Check (✓) two words that rhyme.



4 Look and write.



- 1 drinking
- 2 eating
- 3 talking
- 4 singing
- 5 dancing
- 6 playing

1 He's drinking.

2 _____

3 _____

4 _____

5 _____






6 _____

1 Look and number.



- 1 cow
- 2 goat
- 3 horse
- 4 donkey
- 5 goose

2 Now write.

- 1  There's a cow behind the gate.
- 2  There's a _____ next to the gate.
- 3  There's a _____ in front of the house.
- 4  There's a _____ behind the tree.
- 5  There's a _____ on the van.

1 Write.

shorter than ~~bigger than~~ taller than smaller than


1 big bigger than

2 small _____

3 short _____


4 tall _____

2 Write the sentences.



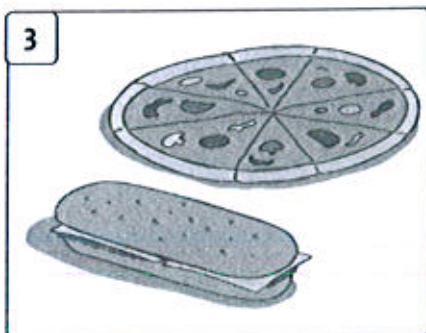
A horse is bigger than a goose.

A goose is _____ a horse.



Rosy _____.

Billy _____.




A pizza is _____.

_____.

1 Find and circle the words.

slow fast quiet loud



2 Look and write.

louder quieter slower faster



1 goose louder 2 sheep _____ 3 cow _____ 4 hen _____

3 Look and write.

1 The goose is louder than the hen.

2 The sheep is _____ the cow.

3 The cow is _____ the sheep.

4 The hen is _____ the goose.

1 Order the letters.

1 efte



feet

2 rete



tree

3 eeht r



three

4 cehsee



cheese

2 Write.

feet cheese tree three



Look up at the green ¹ tree.

What can you see?

Two ² and a tail.

Count them, one, two, ³ !

A monkey with a piece of ⁴,

That's what's hiding there!


3 Read. Circle the words with ee. Underline the words with e.

1




This pen is green.

2



There are three monkeys in the tree.

3



My bed is red.

4 Now write the words in the correct box.

ee


green

e

Reading

1 Read.

Katie and Harry live at Apple Farm. On the farm they grow vegetables; carrots, tomatoes, and potatoes. They have fruit trees, too; apples, plums, and figs. There are also animals on the farm; hens, cows, goats, and sheep. They get eggs from the hens. They get milk from the cows. They get milk from the goats, too. There are also two dogs and four cats on the farm. Katie and Harry help their family on the farm.



2 Read and circle.

1 Circle two vegetables on the farm.

carrots oranges potatoes

2 Circle two fruit trees on the farm.

figs plums pears

3 Circle two animals on the farm.

cows horses goats

4 How many dogs are there on the farm?

one two three

5 How many cats are there on the farm?

three four five

Writing

1 Circle *and*. Then write two sentences for each sentence.

1 Harry is seven and Katie is nine. Harry is seven. Katie is nine.

2 This is a donkey and these are goats. _____

3 I like bananas and he likes apples. _____

4 There is a slide and there are trees. _____

About me!

2 Circle the animals you can see at a farm.

lion cow sheep tiger giraffe donkey horse zebra
hen chick monkey elephant goat goose

3 Draw and write about a farm visit.

At a farm, I can see a goat.

At a farm, I can see a _____.

I can see a _____.

I _____.

I can't see a _____.

I can't see a _____.

I _____.

14

Look at the photos!

Lesson One Words

83 Time to talk!

1 Find and circle the words.

photo dry good wet bad

1



k s e g o o d p y

2



o c t w e t x y

3



t p d r y q x

4



h s p h o t o x b

5



l b a d v c

2 Now look and write.

1 There are some



photos.

2 This boy is



_____.

3 This duck is very



_____.

4 Her hands are



_____.

5 His hands are



_____.

1 Order the words.

1 bad were The ducks . The ducks were bad.

2 was good . This boy

3 park were We the in .

4 babies . The weren't sad

5 were hungry They .

6 . dry was Mom

7 wet wasn't She .

8 then little Billy was .


2 Look and write.

was wasn't were weren't

1 Rosy and Tim were in the park.2 Tim wasn't very good. The babies were cold. They were hungry.3 It was raining. Rosy and Tim were very wet. Mom wasn't wet. She wasn't dry.4 It wasn't Billy's birthday.5 The ducks were very bad.6 Billy wasn't little.

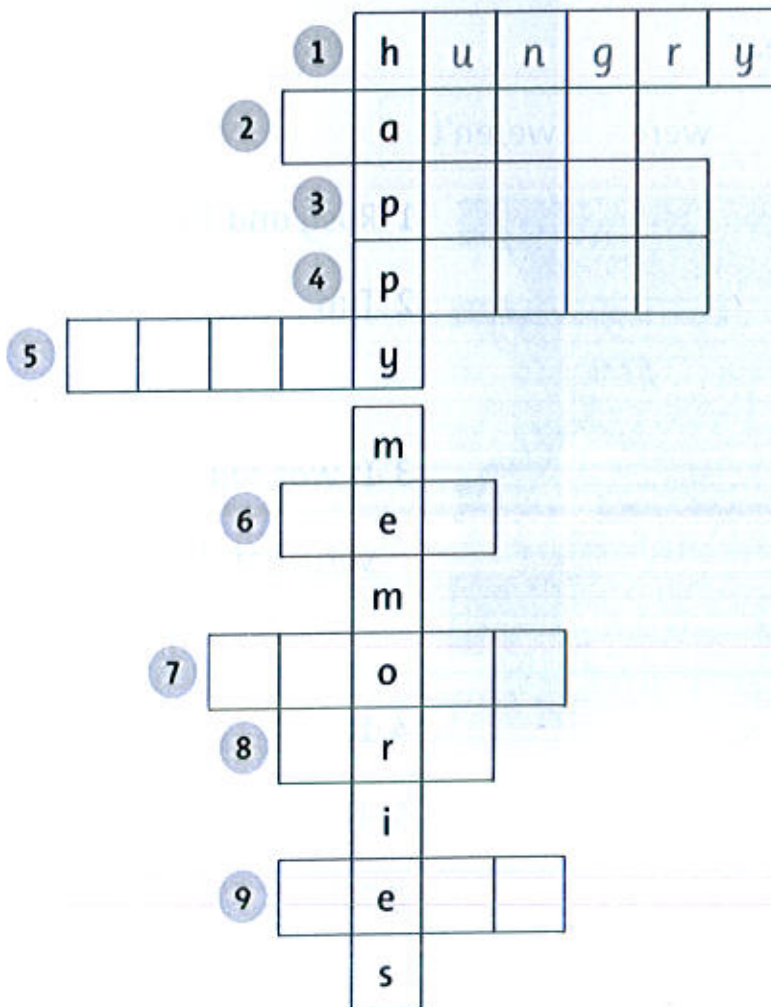

1 Find and circle the words.

neat floor messy












2 Look and write.

happy photo wet hungry party dry
messy floor neat



1 Read the words. Add the magic e and write.

1		+		
	cap			cape
2		+		
	cub			
3		+		
	pin			

2 Write.

cube	Cub	cap	pine	cape	pin	Cube
------	-----	-----	------	------	-----	------

A lion cub plays with a ¹cube.²_____, cub, cub,³_____, cube, cube.There's a big ⁴_____ under the ⁵_____.

Pin, pin, pin.

Pine, pine, pine.

She has a red ⁶_____ and a ⁷_____.

Cap, cap, cap.

Cape, cape, cape.



Reading

1 Read.

Our class play by Robin (Class 2L)

This year, our class play was *On the farm*.
My friends and I were the farm animals.

I was a horse. My costume was a big
horse's head and body. Charles was a
sheep and Nicola was a hen.

All the animals were happy on the farm.

Everyone was very good. All our moms and
dads were very happy. Our teacher was
very proud of us.



2 Read again. Match the children to the animals.

- | | | |
|-----------|---------------------------------------|---------|
| 1 Robin | <input checked="" type="checkbox"/> b | a hen |
| 2 Nicola | <input type="checkbox"/> | b horse |
| 3 Charles | <input type="checkbox"/> | c sheep |

3 Now complete the sentences.

happy 2L animals hen good

- 1 Robin is in class 2L.
- 2 Robin and his friends were farm _____.
- 3 Nicola was a _____.
- 4 Everyone was very _____.
- 5 The moms and dads were _____.

Writing

1 Write *and* or *or*.


- 1 I have a teddy bear and a doll.
- 2 He doesn't have a kite _____ a bike.
- 3 I am cold _____ tired.
- 4 She isn't scared _____ angry.
- 5 He doesn't like candy _____ cake.
- 6 I like apples _____ pears.
- 7 I do my homework _____ read a book.

About me!

2 Circle how you were in 2nd grade. Underline how your friends were.

happy sad good bad neat messy
good tired angry scared brave

3 Draw and write about you and your friends in 2nd grade.



I was happy.

I was _____.

I _____.

My friends were _____.

They were _____.

They _____.

Review 5



1 Write.



- 1 **short** The boy is shorter than the girl.
- 2 **small** His coat is _____ the girl's coat.
- 3 **fast** He is _____ the girl.
- 4 **loud** He is _____ the girl.

2 Read the words. Write them in the correct boxes.

cow happy goat loud horse bad sheep rabbit
tall small dry donkey good wet goose chick

adjectives

bad

animals

3 Say the word and circle the correct sound.

1



e

ee

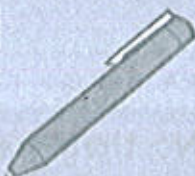
2



e

ee

3



e

ee

4



e

ee

4 Write.

was

were

wasn't

weren't

1 She wasn't happy. She was sad.

2 They were dry. They _____ wet.

3 He was hot. He _____ cold.

4 It wasn't messy. It _____ neat.

5 You were quiet. You _____ loud.

6 It wasn't raining. It _____ sunny.

5 Answer the questions.

1 What's your name? _____

2 How many brothers and sisters do you have? _____

3 What are you wearing? _____

4 What color are your clothes? _____

5 What is your teacher wearing? _____

6 What color are his or her clothes? _____

7 What are you doing now? _____

Grammar Time

Unit 1

This is a computer.
That is a chair.

These are tables.
Those are posters.

Read and write ✓ or X.

1 These is my bag. ☐

2 That is a pencil case. ☐

Unit 2

We're happy.
They're sad.

Are they hungry? Yes, they are. No, they aren't.

Write.

1 _____ they happy? Yes, _____. 2 _____ they hot? No, _____.

Unit 3

Let's play!

Can she play soccer? Yes, she can. No, she can't.

Order the words.

1 she soccer play ? Can _____

2 soccer play. Let's _____

Unit 4

Do you have a milkshake? Yes, I do. No, I don't.

Does he have fries? Yes, he does. No, he doesn't.

Write.

1 _____ you have a sandwich? Yes, _____

2 _____ he _____ a pizza? No, _____

Unit 5

What do we have on Monday? We have English.

When do we have P.E.? We have P.E. on Thursday.

These are our bags. These are their books.

Order the words.

1 math do When we ? have _____

2 our are . These T-shirts _____

OXFORD

UNIVERSITY PRESS

Great Clarendon Street, Oxford OX2 6DP

Oxford University Press is a department of the University of Oxford.
It furthers the University's objective of excellence in research, scholarship,
and education by publishing worldwide in

Oxford New York

Auckland Cape Town Dar es Salaam Hong Kong Karachi

Kuala Lumpur Madrid Melbourne Mexico City Nairobi

New Delhi Shanghai Taipei Toronto

With offices in

Argentina Austria Brazil Chile Czech Republic France Greece

Guatemala Hungary Italy Japan Poland Portugal Singapore

South Korea Switzerland Thailand Turkey Ukraine Vietnam

OXFORD and OXFORD ENGLISH are registered trade marks of
Oxford University Press in the UK and in certain other countries

© Oxford University Press 2010

The moral rights of the author have been asserted

Database right Oxford University Press (maker)

First published 2010

2014 2013 2012 2011 2010

10 9 8 7 6 5 4 3 2 1

No unauthorized photocopying

All rights reserved. No part of this publication may be reproduced,
stored in a retrieval system, or transmitted, in any form or by any means,
without the prior permission in writing of Oxford University Press,
or as expressly permitted by law, or under terms agreed with the appropriate
reprographics rights organization. Enquiries concerning reproduction
outside the scope of the above should be sent to the ELT Rights Department,
Oxford University Press, at the address above

You must not circulate this book in any other binding or cover
and you must impose this same condition on any acquirer

Any websites referred to in this publication are in the public domain and
their addresses are provided by Oxford University Press for information only.
Oxford University Press disclaims any responsibility for the content

ISBN: 978 0 19 481339 6

Printed in China

ACKNOWLEDGEMENTS

Illustrations by: Kathy Baxendale pp 18, 58; Andy Catling p 38; Simon Clare
Creative Workshop pp 11, 17, 23, 27 (Ex3), 31, 37, 43, 47 (Ex5), 51, 57, 63, 67
(Ex3), 70 (Ex2), 71, 77, 83, 87 (Ex3), 91, 97, 101; Chris Embleton pp 4 (Ex2), 7
(Ex2), 8 (Ex1), 10, 14 (Ex2), 16, 20, 26 (Ex1), 27 (Ex4), 28, 30, 34, 36, 40, 42, 46
(Ex1), 47 (Ex3), 48, 50, 54, 56 (Ex2), 60, 62, 64, 66 (Ex1), 67 (Ex4), 68 (Ex2), 74,
76, 79, 80, 86 (Ex1), 87 (Ex4), 88, 90, 94 (Ex1), 96; Amanda Enright/Advocate
pp 24, 78, 84, 85; Tomek Givannis and Christos Skaltas pp 4 (Ex1), 5, 15 (Ex2),
49 (Ex2), 89, 95, 100 (header: photo); Andrew Hamilton pp 14 (Ex1), 22,
26 (header), 27 (header), 46 (header), 47 (header), 56 (Ex1), 66 (header), 67
(header), 68 (Ex1), 70 (Ex1), 86 (header), 87 (header), 100 (header: cow, women,
donkey), 100 (Ex1), 101 (header), 107 (header); Dusan Pavlic/Beehive Illustration
pp 6 (Ex2), 7 (Ex1), 9, 12, 15 (Ex1), 21, 29, 35, 41, 44, 45, 49 (Ex1), 52, 55, 61, 69,
75, 81, 92, 98; Lisa Smith/Sylvie Poggio Artists Agency pp 32, 72; Jo Taylor/
Sylvie Poggio Artists Agency p 82

Cover illustration by: Tomek Givannis and Christos Skaltas

Unit 6 I visit my grandma. I don't visit my grandma.

Write.

- | | | |
|-------|-----------------|-----------------------------|
| 1 (X) | go swimming | <u>I don't go swimming.</u> |
| 2 (✓) | help my mom | _____ |
| 3 (X) | listen to music | _____ |

Unit 7	What do you like? I like balloons. I don't like nuts.	What does he like? He likes candy. He doesn't like apples.
---------------	--	---

Write. What does he like?

- | | |
|---------------------------|-----------------------------|
| 1 (nuts ☺) He _____ nuts. | 2 (candy ☹) He _____ candy. |
|---------------------------|-----------------------------|

Unit 8 What time is it? It's seven o'clock. She gets up at seven o'clock.

Order the words.

- | | |
|-------------------------------------|-------|
| 1 o'clock It's . eleven | _____ |
| 2 lunch . at has o'clock twelve She | _____ |

Unit 9	Where does he work? He works in an airport.
	Does she work in a store? Yes, she does. No, she doesn't.

Write.

- | | |
|-------------------------|--|
| 1 He / police station? | <u>Does he work in a police station?</u> |
| 2 No, _____ | |
| 3 She / hospital? _____ | |

Unit 10 It's sunny. Put on your sun hat. Don't put on your coat.

Write.

- | |
|-----------------------------------|
| 1 It's hot. _____ your coat. |
| 2 It's sunny. _____ your sun hat. |

Grammar Time

Unit 11

What are you wearing?
What's he wearing?

I'm wearing a blue skirt.
He's wearing red gloves.

Write.

- 1 What _____ you wearing? _____ wearing jeans.
- 2 What _____ he wearing? _____ a blue T-shirt.

Unit 12

What are you doing? I'm talking.

We're singing.

What's he doing?

He's eating a sandwich.

Write.

- 1 What _____ she doing? _____ reading.
- 2 What _____ doing? I'm taking photos.

Unit 13

The sheep is bigger than the goat.

The boy is shorter than the girl.

Write.

- 1 The horse is bigger than the sheep.
The sheep _____ the horse.
- 2 The girl is taller than the boy.
The boy _____ the girl.

Unit 14

I was sad.

You were happy.

He wasn't sad.

They weren't cold.

Write.

- 1 (X) I wasn't happy.
- 2 (✓) You _____ good.
- 3 (✓) He _____ brave.
- 4 (X) They _____ hungry.

American English

Family and Friends



To be the **best** you need the **best** ...

- Exceptionally strong skills training program includes a focus on real speaking and writing output.
- *Time to talk!* Student Audio CD with speaking practice and the step-by-step phonics improve communication and pronunciation skills.
- Clear grammar and vocabulary syllabus recycles and recombines language.
- A values syllabus develops social and emotional skills for success in the classroom and at home.

Components – 6 Levels:

- Student Book with *Time to talk!* Student Audio CD
- Workbook
- Teacher's Book and Teacher's Resource CD-ROM including:
 - editable unit tests, skills tests, and summative tests.
 - Test Builder
 - photocopiable resources
- Teacher's Resource Pack (levels 1–4)
- Class Audio CDs
- Oxford iTools: Digital Class Resources

Linked support:

- Grammar Friends series 1–6
- Oxford Primary Skills series: Reading and Writing 1–6

OXFORD
UNIVERSITY PRESS

www.oup.com/elt



موسسه زبان دهخدا
dehkhodaedu.com

OXFORD ENGLISH
ISBN 978-0-19-481339-6



9 780194 813396