

OXFORD

1

LET'S GO

5th Edition

STUDENT BOOK

دهخدا

موسسه زبان دهخدا
dekhodaedu.com



Ritsuko Nakata
Karen Frazier
Barbara Hoskins
Carolyn Graham

dekhodaedu.com

Table of Contents

Let's Remember	2
Unit 1 Things for School.....	4
Unit 2 Colors and Shapes.....	12
Let's Review Units 1 and 2.....	20
Unit 3 At the Store	22
Unit 4 People at Home.....	30
Let's Review Units 3 and 4	38
Unit 5 Happy Birthday!	40
Unit 6 Outdoors.....	48
Let's Review Units 5 and 6	56
Unit 7 Food.....	58
Unit 8 Animals	66
Let's Review Units 7 and 8.....	74
Syllabus	76
Word List	78



Kate



Andy



Jenny



Scott



Ginger



Sara



Let's Talk



Let's Learn



Let's Learn More



Let's Read



Phonics



Let's Review



Let's Remember

A Listen, point, and sing.  1.02 



Aa



Bb



Cc



Dd



Ee



Ff



Gg



Hh



Ii



Jj



Kk



Ll



Mm



Nn



Oo



Pp



Qq



Rr



Ss



Tt



Uu



Vv



Ww



Xx



Yy



Zz

B Let's count.  1.03



1

one



2

two



3

three



4

four



5

five



6

six



7

seven




8

eight



9


nine



10

ten

C Ask and answer.  1.04



Unit
1

Things for School

Let's Talk



A Listen and say. 1.05


Hello. I'm Scott.
What's your name?

My name is Kate.



What's your name?

My name is Andy.



1.06

What's your name?
My name is **Kate**.

What is = What's
I am = I'm


B Watch the video.



dehkhodaedu.com



C Listen, point, and sing.  1.07 



D Say and act. Ask a partner.

My name is _____.
What's your name?

My name is _____.



I can do this lesson.

dekhodaedu.com

Let's Learn



A Learn the words. 1.08



1. a pencil



2. a pen



3. a bag



4. a book



5. a desk



6. a chair




7. a ruler



8. an eraser

B Ask and answer. 1.09



What's this?

It's a pencil.



1.10



What's this?

It's a pencil.

It's an eraser.
denkhodaedu.com

It is = It's

C Ask your partner.  1.11



What's this?
It's a desk.

D Watch, point, and chant.  



What's This? It's a Book.

What's this?
It's a book.
What's this?
What's this?
It's a bag.
What's this?



What's this?
It's a book.
What's this?
It's a bag.
What's this?
It's a book bag



I can do this lesson.

dekhodaedu.com

Let's Learn More



A Learn the words. 1.14



1. a map



2. a marker



3. a globe



4. a table



5. a board



6. a wastebasket



7. a poster




8. a crayon

B Make sentences. 1.15

This is a map.

This is a globe.



This is a map.
denkhodaedu.com

C Play a game. Ask your partner.  I.17

Is this a poster?

Yes, it is.

No, it isn't. It's a pen.



D Listen and do.  I.18



1. Take out your book.



2. Open your book.



3. Close your book.



4. Put away your book.



I can do this lesson.

dekhodaedu.com



A B C D E F G H I J K L M N O P Q R S T U V W X Y
a b c d e f g h i j k l m n o p q r s t u v w x y

A Listen, point, and say.  1.19

Bb



bird



ball



boy

Pp



peach



pencil




pink

B Listen, point, and chant.  1.20 

The B P Phonics Chant


B b ball B b boy
P p pencil P p peach
P p pencil B b ball
Pencil ball peach YES!




At the Park



What's this?



It's a ball.



Is this a ball?



No, it isn't.
It's a peach.



I can do this lesson.

Unit 2

Colors and Shapes

Let's Talk



A Listen and say.  1.22

Hi, Andy. How are you?

I'm fine. How are you?

I'm fine. Thank you.

How are you?

I'm fine. Thank you.

B Watch the video 

dehkhodaedu.com

C Listen and sing.  1.24 



Hi, How Are You?

Hi, how are you?

I'm fine.


Hi, how are you?

I'm fine.

Hi, how are you?

I'm fine. How are you?

I'm fine, I'm fine, I'm fine.



fine




great

D Say and act. Greet your friend.

Hi, _____. How are you?

I'm _____. How are you?

I'm _____. Thank you.



I can do this lesson.

dekhodaedu.com

Let's Learn



A Learn the words. 1.25



1. yellow



2. blue



3. red



4. green



5. purple



6. orange



7. brown



8. pink



9. black



10. white

B Ask and answer. 1.26



What color is this?

dehkhqaeu.com

C Make sentences.  1.28



This is a pencil.
It's yellow and pink.

D Watch, point, and sing.    1.30 

The Black Cat Song

Green grass, blue sky, White clouds, blue sky,
Black cat, yellow eyes. Black cat, yellow eyes.
Red birds, blue sky, Black cat, blue sky,
Black cat, yellow eyes. Yellow, yellow eyes.



I can do this lesson.

dekhodaedu.com

Let's Learn More



A Learn the words. 1.31



1. a triangle



2. a square



3. a circle



4. a star



5. a diamond



6. a heart



7. an oval



8. a rectangle

B Make sentences. 1.32



This is a star. It's blue.

It's a blue star.



1.33

This is a star. It's blue.

It's a blue star.

dekhodaedu.com



موسسه زبان دهخدا
dekhodaedu.com

C Play a game. Ask your partner.  1.34

Is this a red square?
Yes, it is. No, it isn't.



D Listen and do.  1.35



1. Pick up your pencil.



2. Draw a triangle.



3. Pick up a red marker.



4. Draw a picture.



I can do this lesson.

dekhodaedu.com



A B C D E F G H I J K L M N O P Q R S T U V W X Y
a b c d e f g h i j k l m n o p q r s t u v w x y

A Listen, point, and say.  1.36

Cc



cat



coat



cow

Gg



girl



gate



goat

B Listen, point, and chant.  1.37 


The C G Phonics Chant

C c cat G g gate

C c cow G g girl

C c coat G g goat

Coat goat girl WOW!




Good Friends!



Come on, black cat.



Open the gate, brown cow.
Thank you.



Close the gate. Good goat!



This is a coat. It's pink.



I can do this lesson.

Let's Review



A Listen and check. 1.39

1.



A



B



C

2.



A



B



C

3.



A



B



C

4.



A



B



C

5.



A



B



C

6.



A



B



C

7.



A



B

8.



A



B

B Play a game.

Is this an orange bag?

Yes, it is.



دهخدا

موسسه زبان دهخدا
dehkhodaedu.com



I can talk about Unit 1.

1. What's your name?
2. What's this?



I can talk about Unit 2.

1. How are you?
2. Is this a green heart?

Unit 3

At the Store

Let's Talk



A Listen and say. 1.40

Hi, Scott. This is my friend, Sarah.

Hello, Sarah.

Hi, Scott.



Let's play!



This is my friend, Sarah.
Hello, Sarah.



B Watch the video.

 
dekhodaedu.com

C Listen, point, and sing.  1.42 

This Is My Friend

This is my friend, Sarah.

Hello, Sarah!

This is my friend, Sarah.

Hello, Sarah!

This is my friend, Scott.

Hi, Scott!

This is my friend, Scott.

Hi, Scott!

This is my friend, Sarah.

This is my friend, Scott.

Let's play!



D Say and act. Introduce your friend.

Hi, _____. This is
my friend, _____.

Hello, _____.



I can do this lesson.

dekhodaedu.com


Let's Learn



A Learn the words. 1.43



1. a crayon



2. a marker



3. a notebook



4. a pencil case



5. crayons



6. markers



7. notebooks




8. pencil cases

B Ask and answer. 1.44

How many crayons?

One crayon.

Three crayons.





1.45

How many crayons?

One crayon. Three crayons.

dekhodaedu.com

C Ask your partner.  1.46



How many **books**?
One book.

How many **stars**?
Three stars.

D Watch, write, and sing.    1.48 



How Many?



Crayons, markers, pencil case, pencil case.

Crayons, markers, pencil case, pencil case.

2 crayons, ___ markers, ___ purple pencil case.

How many crayons? ___ crayons.

How many markers? ___ markers.

How many purple pencil cases? ___ purple pencil case.



dekhodaedu.com
I can do this lesson.

Let's Learn More



A Learn the words. 1.49



1. a CD



2. a video game



3. a cell phone



4. a computer



5. CDs



6. video games




7. cell phones



8. computers

B Ask and answer. 1.50



What's this?

It's a cell phone.

What are these?

They're CDs.

They are = They're

C Play a game. Ask your partner.  1.52

What's this?
It's a CD.

What are these?
They're pencil cases.



D Listen and do.  1.53



1. Point to the computer.



2. Find the video games.



3. Count the video games.



4. Count the books.



dekhodaedu.com
I can do this lesson.



A B C **D** E F G H I J K L M N O P Q R S **T** U V W X Y
a b c **d** e f g h i j k l m n o p q r s **t** u v w x y

A Listen, point, and say.  1.54

Dd



desk



duck



door

Tt



tiger

2

two



toys

B Listen, point, and chant.  1.55 

The D T Phonics Chant

D d duck D d door


T t tiger T t two

D d duck D d door

Ducks and tigers at the door!



Ducks and Tigers




Hello, duck.
Hello, tiger. Open the door!



Wow! How many toys?
Ten toys.



Two ducks!
Two tigers!



Wow! Look at the desks!



I can do this lesson.

Unit 4

People at Home

Let's Talk




A Listen and say. 1.57

Hi, Mom! This is my friend, Scott.

It's nice to meet you, Scott.

It's nice to meet you, too.



 1.58

It's nice to meet you.

It's nice to meet you, too.

B Watch the video

denkhodaedu.com

C Listen, point, and sing.  1.59 

The Family Song

This is my mother.

Nice to meet you.

Nice to meet you, too.

This is my father.

Nice to meet you.

Nice to meet you, too.



This is my sister.

Nice to meet you.

Nice to meet you, too.

This is my brother.

Nice to meet you.

Nice to meet you, too.



D Say and act. Introduce your family.

This is my _____.

It's nice to meet you.

It's nice to meet you, too.

mother



I can do this lesson.

Let's Learn



A Learn the words. 1.60



1. grandmother



2. grandfather



3. mother



4. father



5. sister



6. brother




7. baby sister



8. baby brother

B Ask and answer 1.61



Who's she? She's my **grandmother**.

Who's he? He's my **grandfather**.

dekhodaedu.com

Who is = Who's
She is = She's
He is = He's

C Ask your partner.  1.63



D Watch, point, and chant.   1.64 

Who's She?

Who's she?

She's Marie.

Who's he?

He's my brother, Lee.

Who's he?

He's my brother, Lou.

Who's she?


She's my sister, Sue.

Who's she?

She's my good friend, Mary.

Who's he?

He's my good friend, Harry.



Let's Learn More



A Learn the words. 1.65



1. tall

2. short



3. young

4. old





5. pretty

6. handsome




B Make sentences. 1.66






She's my mother. She's pretty.
dekhodaedu.com

C Listen, circle, and sing.  1.68 

Is He Short? Is He Tall?

Is he short? Yes No
 Is he tall? Yes No
 Is he young? Yes No
 Is he old? Yes No
 Is he your    ?



Is she tall? Yes No
 Is she short? Yes No
 Is she old? Yes No
 Is she young? Yes No
 Is she your    ?

D Listen and do.  1.69

A, B, C . . .



1. Say the alphabet.

1, 2, 3, 4, 5, 6, 7, 8, 9, 10!



2. Count to ten.



3. Read a book.



4. Write the word.



I can do this lesson.

dekhodaedu.com



A B C D E F G H I J K L M N O P Q R S T U V W X Y
a b c d e f g h i j k l m n o p q r s t u v w x y

A Listen, point, and say.  1.70

Aa



apple



cat



cap



bag

B Put the sounds together.  1.71

c a t

c a p

b a g

C Listen, point, and chant.  1.72 

The A Phonics Chant

A a apple A a cat

A a tap A a pat

Cat apple apple cat

Tap an apple.


Pat a cat.



Let's Go to the Park



**Is this your cat?
Yes, it is.**



**This is my bag.
This is my cap.**



Look at the apples!



**Who's he?
He's my brother!**



I can do this lesson.

Let's Review



A Listen and check. 1.74

1.



A



B



C

2.



A



B



C

3.

A, B, C...



A



B



C

4.

1, 2, 3...



A



B



C

B Listen and number. 1.75



C Play a game. Ask your partner.



I can talk about Unit 3.

1. Say and act.

This is my friend, **Jenny**.

Hello, **Jenny**.

2. What are these?



I can talk about Unit 4.

1. Say and act.

It's nice to meet you, **Andy**.

It's nice to meet you.

2. Is he young?





A Listen and say. 2.02

Happy birthday, Jenny!



How old are you?



I'm seven years old.

This is for you.



Thank you!



2.03


How old are you?

I'm **seven** years old.

B Watch the video.

C Listen and sing.  2.04 


The Happy Birthday Song



It's my birthday today.
It's your birthday today.
It's my birthday today.
Happy birthday, Jenny!
One, two, three, four, five,
six, seven years old!

Now I'm seven years old.
Now you're seven years old.
Now I'm seven years old.
Happy birthday, Jenny!

D Say and act. Ask your friends.



How old are you?

I'm _____ years old.



I can do this lesson.

dekhodaedu.com

Let's Learn



A Learn the words. 2.05



1. a yo-yo



2. a baseball



3. a kite



4. a doll



5. a car



6. a robot



7. a bicycle



8. a jump rope




9. a puzzle



10. a bat

B Ask and answer. 2.06



2.07

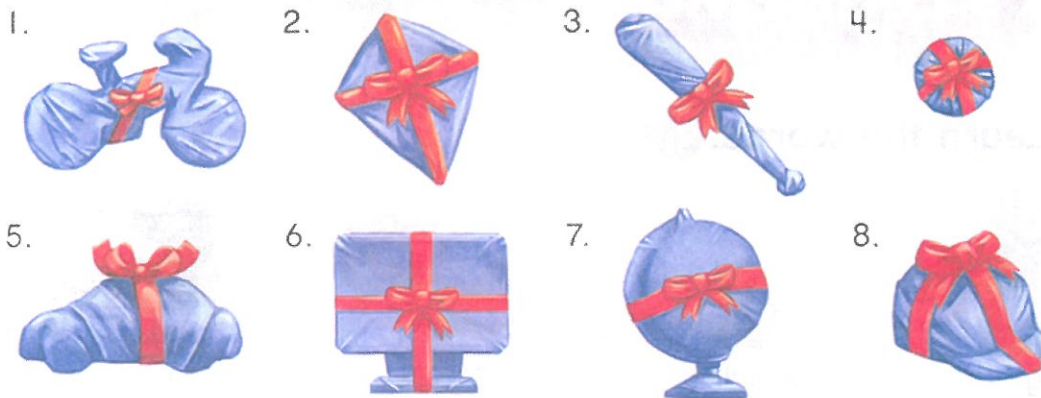
What is it?

I don't know.


It's a yo-yo.
dekhodaedu.com

do not = don't

C Guess. What is it?



D Watch, point, and chant.



The Yo-Yo Chant

What is it?

It's a yo-yo.

It's a little yellow yo-yo.

What is it?

It's a yo-yo.

It's a little yellow yo-yo.

Is this a yo-yo?

No, no.

Is this a yo-yo?

No, no.

Is this a yo-yo?

Yes, it is.

It's a little yellow yo-yo.



dekhodaedu.com

I can do this lesson.

Let's Learn More



A Learn the words. 2.09



1. big



2. little



3. new



4. old



5. long



6. short



7. round




8. square

B Make sentences. 2.10

It's little.

It's a little box.



It's little.

dekhodiedu.com box.

C Listen, point, and chant.  2.12 

Is It a Big Box?

Is it a big box?

Yes, it is.

It's big.

It's big.

Is it a square box?

Yes, it is.

It's square.

It's square.

Is it a little box?

No, it isn't.

Is it a round box?

No, it isn't.

Is it a big box?

Yes, it is.

It's a big

square box.


D Listen and do.  2.13



1. ride a bicycle



2. jump rope



3. throw a ball



4. catch a ball



dekhodaedu.com
I can do this lesson.



A B C D **E** F G H I J K L M N O P Q R S T U V W X Y
a b c d **e** f g h i j k l m n o p q r s t u v w x y

A Listen, point, and say.  2.14

Ee



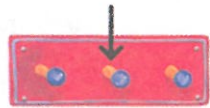
egg



bed



pet



peg

B Put the sounds together.  2.15

b e d

p e t

p e g

C Listen, point, and chant.  2.16 

The E Phonics Chant

E e bed E e egg

E e pet E e peg

Bed egg pet bed

A pet and an egg on the bed!



Look at the Birds!




These birds are my pets.
They're pretty.



What are these?
They're pegs.



What's this?
It's a bird bed.



Look! Three little eggs.
Wow!





Unit 6

Outdoors Let's Talk



A Listen and say. 2.18



1. sunny



2. rainy



3. windy



4. cloudy





5. snowy



How's the weather?
It's **sunny**.

How is = How's

B Watch the video. dehkhodaedu.com

C Listen, point, and sing.  2.20 

How's the Weather?

How's the weather?

It's sunny.

How's the weather?

It's sunny.

How's the weather?

It's sunny. It's sunny today.



موسسه زبان دهخدا
dekhodaedu.com

D Say and act. Talk about the weather.

How's the weather?

It's _____!



dekhodaedu.com
I can do this lesson.

Let's Learn



A Learn the words. 2.21



1. a flower



2. a tree



3. a cloud



4. a puddle



5. flowers



6. trees



7. clouds



8. puddles

B Ask and answer. 2.22

2

3

How many flowers are there?

1

There's one flower.

4

5

How many trees are there?

6

There are four trees.



How many **flowers** are there?
There's **one** flower.

How many **trees** are there?
There are **four** trees.


C Count. Then make sentences.  2.24

There is **one** puddle.

There are **two** clouds.



1



I can do this lesson. dekhodaedu.com

Let's Learn More



A Learn the words. 2.25



1. in



2. on





3. under



4. by

B Ask and answer. 2.26



2.27

Where's the **bat**?

It's **on** the **table**.

Where are the **balls**?

They're **under** the **table**.

C Watch, point, and sing.    2.28 



Where Are the Bugs?

Where are the bugs?

They're on the flowers.

Where are the flowers?

They're by the tree.

Where's the tree?

It's in the puddle.

Where's the puddle?

It's under the tree.

D Listen and do.  2.29



1. Put the baseball on the table.



2. Put the bat by the baseball.



3. Put the baseball in the bag.



4. Put the bag under the tree.



I can do this lesson. dekhodaedu.com



A B C D E F G H **I** J K L M N O P Q R S T U V W X Y
a b c d e f g h **i** j k l m n o p q r s t u v w x y

A Listen, point, and say.  2.30

Ii



igloo



bib



big



pit

B Put the sounds together.  2.31

b i b

b i g

p i t

C Listen, point, and chant.  2.32 

The I Phonics Chant

I i igloo I i dig

I i igloo I i big

Dig big big dig

Dig a big pit by the igloo!



In the Snow



It's snowy.
Let's make an igloo.



These are big squares.
This is a big pit.



This is the baby.
This is a bib.



Let's play!



I can do this lesson.

Let's Review



A Listen and check. 2.34

1.



A



B



C

2.



A



B



C

3.



A



B



C

4.



A



B



C

5.



A



B



C

6.



A



B



C

7.



A



B



C

8.



A



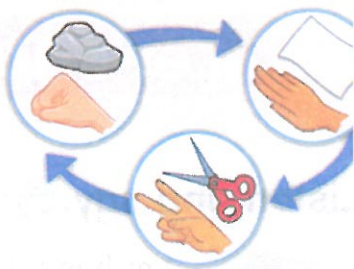
B





C

B Play a game. Make sentences.


Is it a **big robot**?
Where's the **jump rope**?
How many **flowers** are there?
How's the weather? It's **sunny**.



I can talk about Unit 5.

1. What is it? 
2. Is it a big robot? 

I can talk about Unit 6.

1. How's the weather today?
2. Where's the bat? 

Unit 7

Food Let's Talk



A Listen and say. 2.35



 2.36

Here you are.
Thank you.
You're welcome.

You are = You're


B Watch the video. dehkhodaedu.com

C Listen, point, and sing.  2.37 

I Want an Apple

Apples, apples!
Where are the apples?
I'm hungry.
I want an apple.
Apples, apples!
Where are the apples?
Here you are.

Thank you.
Thank you very much.
You're welcome.
Thank you very much.
You're welcome.
Thank you, thank you.
Thank you very much.
Thank you very much!
You're welcome!



D Say and act. Hungry or thirsty?



dekhodaedu.com
I can do this lesson.

Let's Learn



A Learn the words. 2.38



1. a banana



2. a soda



3. a milkshake



4. a cookie



5. a sandwich



6. a salad



7. an egg



8. an orange

B Ask and answer. 2.39

What do you want?

I want a banana.

I want an orange.




What do you want?

I want a banana.

denkhodan.com orange.



C Ask your partner.  2.41

1		sandwich		soda
2		egg		salad
3		banana		orange
4		cookie		milkshake



What do you want?

I want a sandwich and a soda.

D Watch, circle, and sing.    2.43

What Do You Want?

What do you want?

I want    .

What do you want?

I want    .

What do you want?

I want    .

What do you want?

I want    .



dekhodaedu.com

I can do this lesson.

Let's Learn More



A Learn the words. 2.44



1. chicken



2. fish



3. pizza



4. bread



5. rice



6. milk



7. cake



8. ice cream

B Make sentences. 2.45

I want chicken. I don't want fish.

I want fish. I don't want chicken.






2.46

I want **chicken**.

I don't want **fish**.
dekhodaedu.com

do not = don't

C Ask and answer. Check (✓).  2.47

Do you want _____ ?						
						
Yes, I do.						
No, I don't.						



Do you want **pizza**?
 Yes, I do.
 No, I don't. I want **rice**.

D Listen and do.  2.49



1. wash my hands



2. eat pizza




3. drink milk



4. brush my teeth



I can do this lesson. 



A B C D E F G H I J K L M N O P Q R S T U V W X Y
a b c d e f g h i j k l m n o p q r s t u v w x y

A Listen, point, and say. 2.50

O o



octopus



dot



pot



top

B Put the sounds together. 2.51

d o t

p o t

t o p

C Listen, point, and chant. 2.52

The O Phonics Chant

O o octopus O o pot


O o octopus O o top

Pot top dot pot


Octopus on top of the pot!



On the Beach




Where is the pot?
I want the pot.



Where is the top?
I want the top.



What is it?
It's a dot.
Look at the dots.



This is my octopus!



I can do this lesson.

Unit 8

Animals Let's Talk



دهخدا

موسسه زبان دهخدا
dehkhodaedu.com

A Listen and say.  2.54

What's your favorite color?


Red. What about you?

I like blue.


What's your favorite color?

Red. What about you?

I like blue.

 2.55

B Watch the video  dehkhodaedu.com



I like fish.

I want a cat.



I like bananas.

I can talk about Unit 7.

1. Say and act.

I want a **cookie**.

I want **juice**.

2. Do you want **chicken**?

I can talk about Unit 8.

1. What's your favorite color?

2. Do you like **monkeys**?

Let's Talk	Let's Learn	Let's Learn More	Let's Read
Unit 1 Things for School			
<p>Conversation: What's your name? My name is Kate.</p> <p>Song: The Hello Song</p>	<p>School Supplies: a pencil, a pen, a bag, a book, a desk, a chair, a ruler, an eraser</p> <p>Language: What's this? It's a pencil/an eraser.</p> <p>Chant: What's This? It's a Book.</p>	<p>Classroom Objects: a map, a marker, a globe, a table, a board, a wastebasket, a poster, a crayon</p> <p>Language: This is a map. Is this a poster? Yes, it is. No, it isn't. It's a pen.</p> <p>Listen and do: take out, open, close, put away</p>	<p>Phonics</p> <p>Bb bird, ball, boy</p> <p>Pp peach, pencil, pink</p> <p>The BP Phonics</p> <p>Story: At the Park</p>
Unit 2 Colors and Shapes			
<p>Conversation: How are you? I'm fine. Thank you.</p> <p>Song: Hi, How Are You?</p>	<p>Colors: yellow, blue, red, green, purple, orange, brown, pink, black, white</p> <p>Language: What color is this? It's orange. This is a pencil. It's yellow and pink.</p> <p>Song: The Black Cat Song</p>	<p>Shapes: a triangle, a square, a circle, a star, a diamond, a heart, an oval, a rectangle</p> <p>Language: This is a star. It's blue. It's a blue star. Is this a red square? Yes, it is. No, it isn't.</p> <p>Listen and do: pick up, draw</p>	<p>Phonics</p> <p>Cc cat, coat, cow</p> <p>Gg girl, gate, goat</p> <p>The CG Phonics</p> <p>Story: Good Friend</p>
Let's Review Units 1 and 2			
Unit 3 At the Store			
<p>Conversation: This is my friend, Sarah. Hello, Sarah.</p> <p>Song: This Is My Friend</p>	<p>Writing Supplies: a crayon, a marker, a notebook, a pencil case, crayons, markers, notebooks, pencil cases</p> <p>Language: How many crayons? One crayon. Three crayons.</p> <p>Song: How Many?</p>	<p>Electronics: a CD, a video game, a cell phone, a computer, CDs, video games, cell phones, computers</p> <p>Language: What's this? It's a cell phone. What are these? They're CDs.</p> <p>Listen and do: point to, find, count</p>	<p>Phonics</p> <p>Dd desk, duck, door</p> <p>Tt tiger, two, toys</p> <p>The DT Phonics</p> <p>Story: Ducks and</p>
Unit 4 People at Home			
<p>Conversation: It's nice to meet you. It's nice to meet you, too.</p> <p>Song: The Family Song</p>	<p>Family Words: grandmother, grandfather, mother, father, sister, brother, baby sister, baby brother</p> <p>Language: Who's she/he? She's my grandmother. He's my grandfather.</p> <p>Chant: Who's She?</p>	<p>Describing People: tall, short, young, old, pretty, handsome</p> <p>Language: She's my mother. She's pretty.</p> <p>Song: Is He Short? Is He Tall?</p> <p>Listen and do: say, count, read, write</p>	<p>Phonics</p> <p>Aa apple, cat, cap, ba</p> <p>The A Phonics C</p> <p>Story: Let's Go to the Park</p>
Let's Review Units 3 and 4			

STUDENT BOOK

1
**LET'S
GO** 5th Edition



Ritsuko Nakata Karen Frazier Barbara Hoskins

SONGS AND CHANTS BY
Carolyn Graham

OXFORD
UNIVERSITY PRESS

dekhodaedu.com

OXFORD
UNIVERSITY PRESS

198 Madison Avenue
New York, NY 10016 USA

Great Clarendon Street, Oxford, OX2 6DP, United Kingdom

Oxford University Press is a department of the University of Oxford.
It furthers the University's objective of excellence in research, scholarship,
and education by publishing worldwide. Oxford is a registered trade
mark of Oxford University Press in the UK and in certain other countries

© Oxford University Press 2018

The moral rights of the author have been asserted

First published in 2018

2022 2021 2020 2019 2018

10 9 8 7 6 5 4 3 2 1

No unauthorized photocopying

All rights reserved. No part of this publication may be reproduced, stored
in a retrieval system, or transmitted, in any form or by any means, without
the prior permission in writing of Oxford University Press, or as expressly
permitted by law, by licence or under terms agreed with the appropriate
reprographics rights organization. Enquiries concerning reproduction outside
the scope of the above should be sent to the ELT Rights Department, Oxford
University Press, at the address above

You must not circulate this work in any other form and you must impose
this same condition on any acquirer

Links to third party websites are provided by Oxford in good faith and for
information only. Oxford disclaims any responsibility for the materials
contained in any third party website referenced in this work

ISBN: 9780194049245 (STUDENT BOOK)

Printed in China

This book is printed on paper from certified and well-managed sources

ACKNOWLEDGMENTS

Cover illustration: Daniel Griffo

Back cover photograph: Oxford University Press building/David Fisher

Illustrations by: Bernard Adnet: 28, 29, 53(t), 64, 65; Laura Arias: 67(t); Fian
Arroyo: 3, 8(t), 9, 13(b), 17(b), 20(7 & 8), 21, 26(t), 27(b), 38(1B, 2C), 39, 41(b),
52(t), 53(b), 67(b); Ron Berg: 62(t), 63(t); Hector Borlasca: 36, 37; Mircea
Catusanu: 2, 42(t), 56(1); Elizabeth Dulemba: 18, 19; Laura Freeman: 33, 38(3,
4 & b), 43(b), 63(b), 71(b); Ken Gamage: 24(t), 25, 38(1A, 1C, 2A, 2B), 48(b), 49(t);
Michael Gardner: 16(b), 31(b), 49(b), 59(b); Michael Garland: 10, 11, 54, 55;
Daniel Griffo: 8(b), 22, 40, 41(t), 42(b), 50(b), 58, 62(b), 70(b), and cats on pages
2, 4, 6, 8, 10, 12, 14, 16, 18, 22, 24, 26, 28, 30, 32, 34, 36, 40, 42, 44, 46, 48, 50,
52, 54, 58, 60, 62, 64, 66, 68, 70 and 72; Richard Hoit: 69; Colleen Madden: 46,
47; Stevie Mahardhika: 43(t), 50(t), 51, 56, 71(t); Katie McDee: 17(t), 27(t), 57,
74, 75; Kathryn Mitter: 5(b), 23(b), 31, 35, 45(b), 49(b), 59; Maryn Roos: 4, 5(t),
6(b), 12, 13(t), 14(b), 16, 23(t), 24(b), 26(b), 30, 32, 34, 44(b), 48(t), 52(b), 60(b),
66, 68(b); Janet Skiles: 68(t), 70(t); Sam Ward: 6(t), 7, 14(t), 15, 20(1, 2, 4 & 6),
44(t), 45(t), 60(t), 61; Necdet Yilmaz: 72, 73.



Let's Talk	Let's Learn	Let's Learn More	Let's Read
Unit 5 Happy Birthday!			
<p>Conversation: How old are you? I'm seven years old.</p> <p>Song: The Happy Birthday Song</p>	<p>Toys: a yo-yo, a baseball, a kite, a doll, a car, a robot, a bicycle, a jump rope, a puzzle, a bat</p> <p>Language: What is it? I don't know. It's a yo-yo.</p> <p>Chant: The Yo-Yo Chant</p>	<p>Describing Things: big, little, new, old, long, short, round, square</p> <p>Language: It's little. It's a little box.</p> <p>Chant: Is It a Big Box?</p> <p>Listen and do: ride, jump, throw, catch</p>	<p>Phonics</p> <p>Ee egg, bed, pet, peg</p> <p>The E Phonics Chant</p> <p>Story: Look at the Birds!</p>
Unit 6 Outdoors			
<p>Conversation: How's the weather? It's sunny.</p> <p>Weather: sunny, rainy, windy, cloudy, snowy</p> <p>Song: How's the Weather?</p>	<p>Nature: a flower, a tree, a cloud, a puddle, flowers, trees, clouds, puddles</p> <p>Language: How many flowers/trees are there? There's one flower. There are four trees.</p>	<p>Location Words: in, on, under, by</p> <p>Language: Where's the ball? It's on the table. Where are the balls? They're under the table.</p> <p>Song: Where Are the Bugs?</p> <p>Listen and do: put on, put by, put in, put under</p>	<p>Phonics</p> <p>Ii igloo, bib, big, pit</p> <p>The I Phonics Chant</p> <p>Story: In the Snow</p>
Let's Review Units 5 and 6			
Unit 7 Food			
<p>Conversation: Here you are. Thank you. You're welcome.</p> <p>Song: I Want an Apple</p>	<p>Foods: a banana, a soda, a milkshake, a cookie, a sandwich, a salad, an egg, an orange</p> <p>Language: What do you want? I want a banana. I want an orange.</p> <p>Song: What Do You Want?</p>	<p>More Foods: chicken, fish, pizza, bread, rice, milk, cake, ice cream</p> <p>Language: I want chicken. I don't want fish. Do you want pizza? Yes, I do. No, I don't.</p> <p>Listen and do: wash, eat, drink, brush</p>	<p>Phonics</p> <p>Oo octopus, dot, pot, top</p> <p>The O Phonics Chant</p> <p>Story: On the Beach</p>
Unit 8 Animals			
<p>Conversation: What's your favorite color? Red. What about you? I like blue.</p> <p>Song: What's Your Favorite Color?</p>	<p>Pets: a cat, a dog, a bird, a rabbit, a frog, cats, dogs, birds, rabbits, frogs</p> <p>Language: There's a rabbit! I like rabbits. What do you like? I like cats.</p> <p>Song: I Like Turtles</p>	<p>Zoo Animals: a monkey, a lion, a bear, a giraffe, an elephant, monkeys, lions, bears, giraffes, elephants</p> <p>Language: I like monkeys. I don't like lions.</p> <p>Listen and do: hear, see, feed, pet</p>	<p>Phonics</p> <p>Uu umbrella, tub, bug, cup</p> <p>The U Phonics Chant</p> <p>Story: On the Playground</p>
Let's Review Units 7 and 8			


Word List

A	cow 18	here 58	orange (color) 14	T	table 8
about 66	crayon 8	hi 12	orange (fruit) 60	take out 9	tall 34
alphabet 35	cup 72	how 12	oval 16	tap 36	teeth 63
am 4	D	hungry 58	P	ten (10) 3	thank you 12
and 15	dance 3	I	pat 36	there 50	these 26
apple 36	desk 6	I 4	peach 10	they 26	thirsty 58
are 12	diamond 16	ice cream 62	peg 46	this 6	three (3) 3
at 28	dig 54	igloo 54	pen 6	throw 45	tiger 28
B	do 3	in 52	pencil 6	to 27	today 41
baby 32	dog 68	is 4	pencil case 24	too 30	top 64
bag 6	doll 42	it 6	pet (noun) 46	toys 28	tree 50
ball 10	door 28	J	pet (verb) 71	triangle 16	tub 72
banana 60	dot 64	juice 58	pick up 17	turtle 69	two (2) 3
baseball 42	draw 17	jump 3	pink 10	U	umbrella 72
bat 42	drink 63	jump rope 42	pit 54	under 52	V
bear 70	duck 28	K	pizza 62	video game 26	W
bed 46	E	kite 42	play 22	walk 3	want 58
bib 54	eat 63	know 42	point 27	wash 63	wastebasket 8
bicycle 42	egg 46	L	paster 8	weather 48	welcome 58
big 44	eight (8) 3	let's 55	pot 64	what 3	where 52
bird 10	elephant 70	like 66	pretty 34	white 14	who 32
birthday 40	eraser 6	lion 70	puddle 50	windy 48	word 35
black 14	F	little 44	purple 14	wow 29	write 35
blue 14	family 31	long 44	put 53	Y	years 40
board 8	father 32	look 29	put away 9	yellow 14	yes 9
book 6	favorite 66	M	puzzle 42	yo-yo 42	you 3
box 44	feed 71	make 55	R	young 34	your 4
boy 10	find 27	many 24	rabbit 68		
bread 62	fine 12	map 8	rainy 48		
brother 32	fish 62	marker 8	read 35		
brown 14	five (5) 3	meet 30	rectangle 16		
brush 63	flower 50	milk 62	red 14		
bug 72	food 67	milkshake 60	rice 62		
by 52	four (4) 3	monkey 70	ride 45		
C	friend 22	mother 32	robot 42		
cake 62	frog 68	much 59	round 44		
can 3	G	my 4	ruler 6		
cap 36	gate 18	N	run 3		
car 42	giraffe 70	name 4	S		
cat 18	girl 18	new 44	salad 60		
catch 45	globe 8	nice 30	sandwich 60		
CD 26	goat 18	nine (9) 3	say 35		
cell phone 26	good 19	no 9	see 71		
chair 6	grandfather 32	not 42	seven (7) 3		
chicken 62	grandmother 32	notebook 24	she 32		
circle 16	green 14	now 41	short 34		
close 9	H	O	sister 32		
cloud 50	hands 63	octopus 64	six (6) 3		
cloudy 48	handsome 34	oh 73	snow 55		
coat 18	happy 40	old 34	snowy 48		
color 14	he 32	on 52	soda 60		
come on 19	hear 71	one (1) 3	song 5		
computer 26	heart 16	open 9	square 16		
cookie 60	hello 4		star 16		
count 27			sunny 48		

Oxford University Press
is the world's authority
on the English language.

As part of the University
of Oxford, we are
committed to furthering
English language learning
worldwide.

We continuously bring
together our experience,
expertise and research to
create resources such as
this one, helping millions
of learners of English to
achieve their potential.



دهخدا

موسسه زبان دهخدا
dekhodaedu.com

OXFORD
UNIVERSITY PRESS

www.oup.com/elt

**LET'S
GO** 5th Edition



Let's talk. Let's learn. Let's Go!

Energize your English classes with the trusted
methodology of **LET'S GO**.

LET'S GO is full of fun, collaborative activities that get
students talking in English from the very beginning.

- NEW Animated videos:** conversations, songs, and chants
create excitement in class and motivate students to speak
in English
- NEW Teacher's Resource Center:** Online Practice and an
extensive online library of easy-to-access teaching resources
help get the most out of each class
- NEW Can-do statements:** can-do statements with supporting
activities allow students to measure their progress
- NEW Reading texts:** engaging texts build students' confidence in
phonics and reading comprehension
- NEW Let's Begin series:** a two-level introductory course provides
the perfect building blocks for learning English

Students

- **Student Book**
- **Workbook**
Online Practice
- **Online Play**
Student's Website

Teachers

- **Teacher's Pack**
Classroom Presentation Tool,
Teacher's Guide, and Teacher's
Resource Center
- **Class Audio CDs**
- **Teacher Cards**

CEFR

B1

A2

A1

ISBN 978-0-19-404924-5



9 780194 049245

dekhodaedu.com