

OXFORD

1

LET'S GO

5th Edition

WORKBOOK

دهخدا

موسسه زبان دهخدا
dekhodaedu.com



WORKBOOK

1

LET'S GO

5th Edition



Ritsuko Nakata Karen Frazier Barbara Hoskins

dekhodaedu.com

OXFORD

OXFORD
UNIVERSITY PRESS

198 Madison Avenue
New York, NY 10016 USA

Great Clarendon Street, Oxford, OX2 6DP, United Kingdom

Oxford University Press is a department of the University of Oxford.
It furthers the University's objective of excellence in research, scholarship,
and education by publishing worldwide. Oxford is a registered trade
mark of Oxford University Press in the UK and in certain other countries

© Oxford University Press 2018

The moral rights of the author have been asserted

First published in 2018

2022 2021 2020 2019 2018

10 9 8 7 6 5 4 3 2 1

No unauthorized photocopying

All rights reserved. No part of this publication may be reproduced, stored
in a retrieval system, or transmitted, in any form or by any means, without
the prior permission in writing of Oxford University Press, or as expressly
permitted by law, by licence or under terms agreed with the appropriate
reprographics rights organization. Enquiries concerning reproduction
outside the scope of the above should be sent to the ELT Rights Department,
Oxford University Press, at the address above

You must not circulate this work in any other form and you must impose
this same condition on any acquirer

Links to third party websites are provided by Oxford in good faith and for
information only. Oxford disclaims any responsibility for the materials
contained in any third party website referenced in this work

ISBN: 9780194049276 (WORKBOOK WITH ONLINE PRACTICE PACK)

ISBN: 9780194049283 (WORKBOOK PACK COMPONENT)

ISBN: 9780194049290 (ONLINE PRACTICE PACK COMPONENT)

Printed in China

This book is printed on paper from certified and well-managed sources

ACKNOWLEDGMENTS

Cover illustration: Daniel Griffo

Back cover photograph: Oxford University Press building/David Fisher

Illustrations by: Bernard Adnet: 26(t), 62(t), tr, 3b, 3b, 4a); Fian Arroyo: 6, 22, 23,
37; Hector Borlasca: 34(t); Robin Boyer: 27, 28, 63, 64; Karen Brooks: 17, 18, 53,
54; Nancy Gayle Carlson: 39(b), 50, 75, 76, 77, 78, 79, 80; Mike Dammer: 12(b);
Bob Depew: 48, 49, 58, 59, 62(1a, 1b, 3a), 68, 74(t); Mena Dolobowsky: 7, 35, 36,
71, 72; Liz Dubois: 32, 65(b); Elizabeth Dulemba: 16(t), 62(tc); Michael Gardner:
43(c), 49(b); Michael Garland: 8(t), 52(b); Daniel Griffo: cats on pages 3, 4, 6,
8, 11, 12, 14, 16, 21, 22, 24, 26, 29, 30, 32, 34, 39, 40, 42, 44, 47, 48, 50, 52, 57,
58, 60, 62, 65, 66, 68, 70; John Hom/AA Repts Inc.: 3, 11, 21, 29(t), 39(t), 47(t),
57(t), 65(t); John Kurtz: 24, 41(b), 78(cr); Karen Lee: 69; KE Lewis: 47(b), 66, 67,
73; Colleen Madden: 44(t); Dana Regan: 9, 10, 20, 31, 38, 45, 46; Mary Rojas:
29(b), 33, 57(b); Janet Skiles: 34(b), 42, 43(t), 44(b), 55, 56, 70(b); Kristin Varner:
4, 8(b), 12(b), 13, 15, 19, 24(t), 25(t), 26(b), 40, 41(t), 51; Curt Walstead: 75(t);
Jason Wolff: 5, 25(b), 30, 43(b), 52(t), 60, 61, 74(b); Neadet Yilmaz: 70(t).



موسسه زبان دهخدا
dehkhodaedu.com

Unit 1

Things for School

Let's Talk



A Read and trace.

Hello. I'm Scott.

What's your name?

My name is Kate.

B Trace and write.

1. What's your name?

I'm Jenny.

2. What is =

3. I am =



Let's Learn



A Check.

1.



- a book
 a pencil

2.



- a cha
 a des

3.



- a ruler
 an eraser

4.



- a bag
 a pen

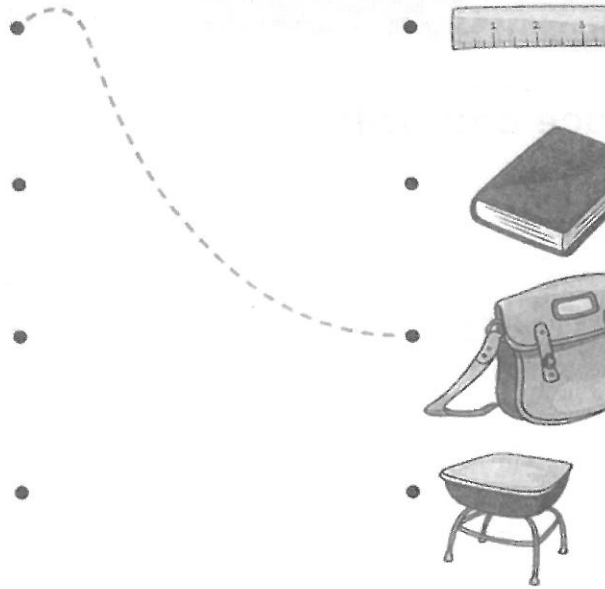
B Trace and match.

1. It is a bag.

2. It is a ruler.

3. It is a desk.

4. It is a book.




C Read and write.

1.



It's a ruler.

2.



It's

3.



4.



D Match.

1.



2.



3.



- _____ What's this?
It's an era
- _____ What's this?
It's a penc
- _____ What's this?
It's a pen.

Let's Learn More



A Trace.



1. a marker



2. a poster



3. a globe



4. a table

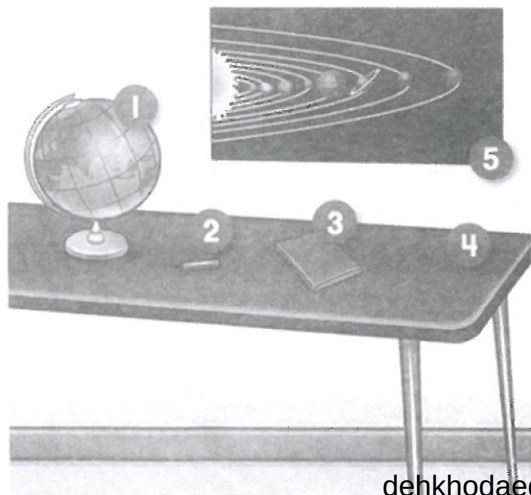


5. a wastebasket



6. a board

B Trace and write.



1. This is a globe.

2. _____

3. _____

4. _____

5. _____



موسسه زبان دهخدا
dehkhodaedu.com

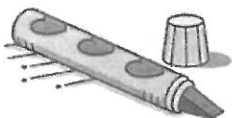
C Unscramble, write, and circle.

1. this a Is marker

Is this _____ ?

Yes, it is.

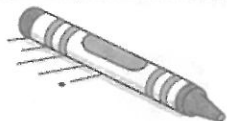
No, it isn't.



2. this Is crayon a

Yes, it is.

No, it isn't.



3. poster a Is this

_____ ?

Yes, it is.


No, it isn't.



4. Is wastebasket this a

Yes, it is.

No, it isn't.



D Match.

1. Take out your book.

2. Open your book.





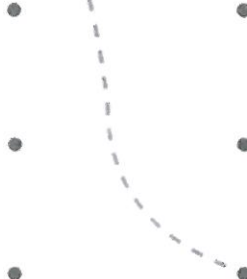



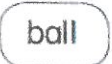








3. Close your book.

4. Put away your book.





A Match.

-  •  • 
-  •  • 
-  •  • 
-  •  • 
-  •  • 
-  • • 



B Write.


1. **Bb**



2. **Pp**

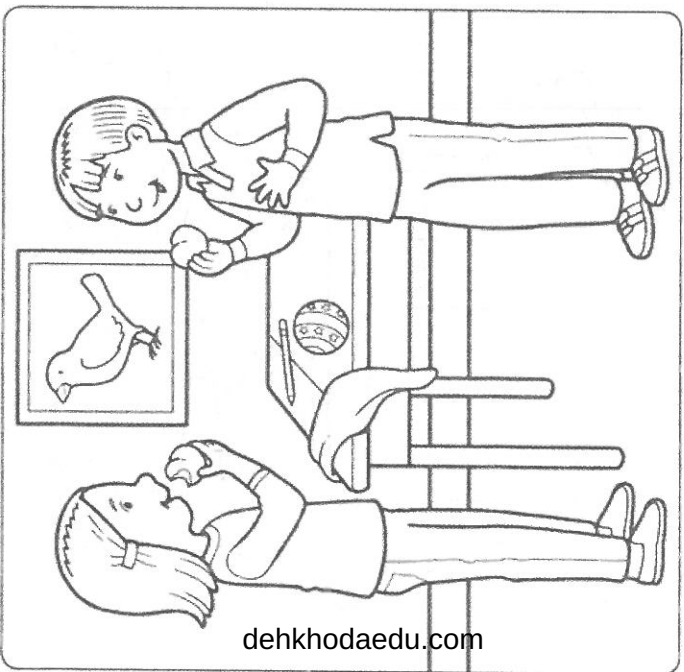


Guessing Game




What's this?
It's a pencil.

Copyright © Oxford University Press. All rights reserved.

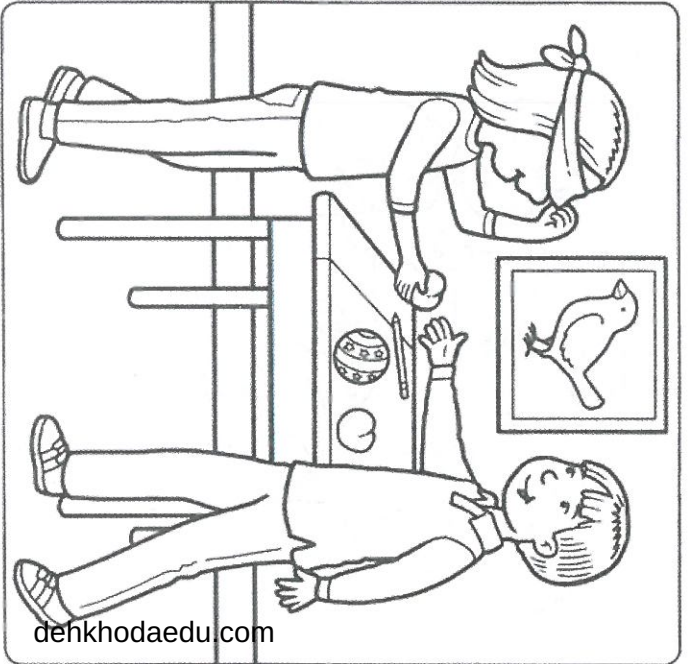


It's a peach!





**Is this a ball?
Yes, it is.**



**Is this a ball?
No, it isn't.**

Unit
2

Colors and Shapes

Let's Talk



A Read and trace.

Hi! How are you?

I'm fine. Thank you.




B Read and write.

I'm How are you Hi

_____, how are you?

I'm _____



OK.




Let's Learn




A Unscramble, match, and color.


1. clabk black




2. reganc



3. energ



4. weloly




5. worbn




B Look and write.




1. It's pink.



2. _____



3. _____



4. _____

C Read, circle, and color.

b = brown


o = orange


r = red


p = purple


g = green


y = yellow


1.  What color is this?
It's red.
It's yellow.

2.  What color is this?
It's yellow.
It's brown.


3.  What color is this?
It's green.
It's purple.

4.  What color is this?
It's green.
It's orange.

5.  What color is this?
It's red.
It's brown.

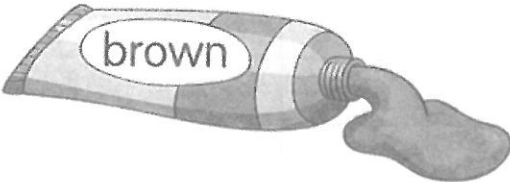
6.  What color is this?
It's purple.
It's orange.

D Trace, write, and color.

1. 


What color is this?

It's pink.

2. 

What color

It's

3. 

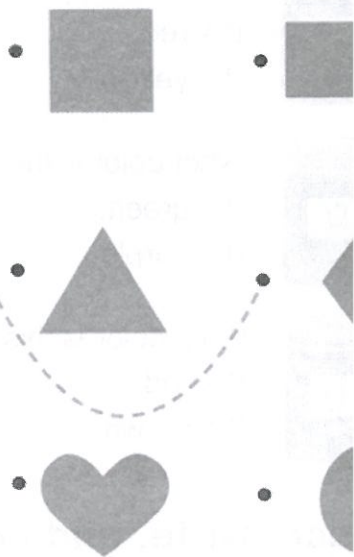
What

Let's Learn More








A Trace and match.


1. a diamond
2. a circle
3. a triangle
4. a heart
5. a square
6. a rectangle





B Read and check.


					
1. This is a rectangle.				✓	
2. This is an oval.					
3. This is a diamond.					
4. This is a star.					
5. This is a square.					


C Look and circle.


1.  Is this a triangle?
Yes, it is.
No, it isn't.

2.  Is this a heart?
Yes, it is.
No, it isn't.

3.  Is this a star?
Yes, it is.
No, it isn't.

4.  Is this a rectangle?
Yes, it is.
No, it isn't.

5.  Is this a diamond?
Yes, it is.
No, it isn't.

6.  Is this a circle?
Yes, it is.
No, it isn't.

D Trace and write.

1. 

Is this yellow?

Yes, it is.

2. 

this a star?

No, . It's a

3. 

purple?

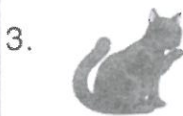
. It's

4. 

rectangle?



A Match and trace.



• cow

• gate

• cat


• coat

• goat

• girl

B Write.

1. **Cc**



2. **Gg**



Fun on the Farm




Is this a heart?
Yes, it is.

Copyright © Oxford University Press. All rights reserved.




Wow! This is a cow, too!
It's a brown cow!

It's a goat!
It's black and white.



It's a cow.



Let's Review



A Read and match.

1. What's this?



• It's black.

2. Is this a diamond?



• It's a globe.

3. What color is this?



• No, it isn't. It's a circle

4. Is this a star?



• Yes, it is.

B Circle and color.

1. This is a black marker.



2. This is a green triangle.



3. This is a blue diamond.



4. This is a red table.



C Look and check.

What's in the bag?



a pencil case

a pencil

a book

a pen

a notebook

a globe

a clock

a ruler

a pencil

a notebook

a pen

a globe

D Match.

1. Put away your book. ●

2. Draw a picture. ●

3. Open your book. ●

4. Put away your pencil. ●

5. Take out your book. ●



Unit
3

At the Store


Let's Talk



A Trace and write.

Hello This play frier

Hi, Scott. _____ is my _____, Sarah.



Hi, Scott. Let's _____!

_____, Sarah.

B Read and number.



Hi, Andy.
Let's play!



Hello,
Sarah.



Hi, Andy. Th
is my friend
Sarah.



Let's Learn



A Write.


crayon
markers

pencil case
notebooks

crayons
marker



1. pencil case



2. markers



3. _____



4. _____




5. _____



6. _____

B Read, draw, and color.

1. Draw 5 green notebooks.



2. Draw 1 red table.

Draw 4 blue pencil cases.




C Look and circle.



1. One crayon.
Ten crayons.
2. One pencil case.
Twelve pencil cases.
3. One marker.
Eight markers.
4. One notebook.
Ten notebooks.

D Write and check.



1. How many markers?

- Three markers.
 Four markers.



2. How many

- Two pencils.
 Three pencils.



3. _____ ?

- Five notebooks.
 Seven notebooks.



4. _____

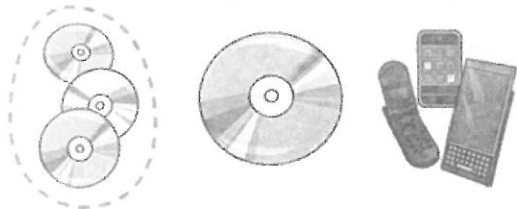
- Eight crayons.
 Ten crayons.

Let's Learn More



A Read and circle.

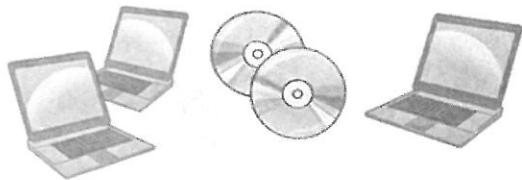
1. CDs



2. a cell phone



3. computers



4. a video game



B Look and check.

1.




- It's a pencil case.
- They're pencil cases.

2.




- It's a computer.
- They're computers.

3.



- It's a video game.
- They're video games.

4.



- It's a cell phone.
- They're cell phones.

C Trace, write, and match.

1. What are these?

2. What's this?

3. _____ ?

4. _____ ?



- It's a video game
- It's a cell phone
- They're CDs.
- They're computers

D Trace and write.

1.



1, 2, 3, 4 ...

Point	Find	Count
-------	------	-------

Count the books.

2.



1, 2, 3 .

the video games

3.



to the computer

4.



the video games



A Trace and match.

1. desk

2. tiger

3. two

4. duck

5. door

6. toys

Dd

Tt



2

B Write.

Dd



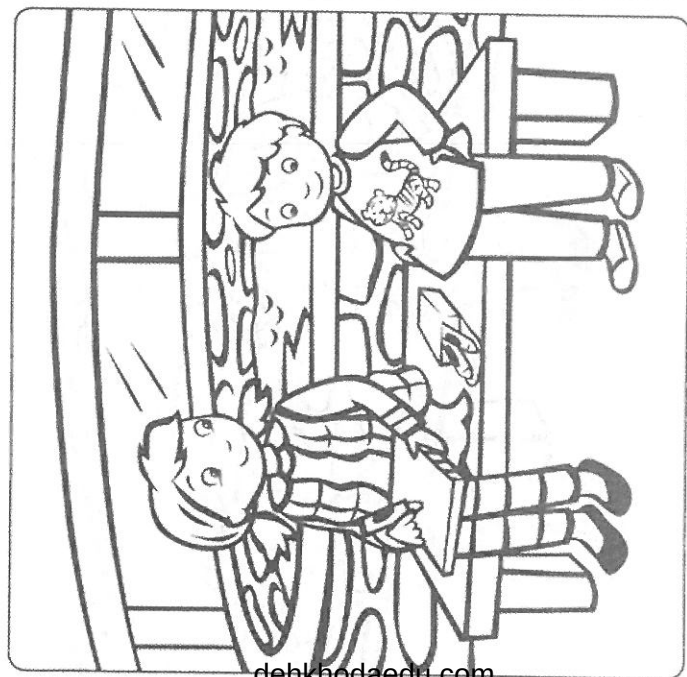
Tt



Let's Count!




What are these?
They're yellow ducks.




How many tigers?
One tiger!

Copyright © Oxford University Press. All rights reserved.

How many ducks?
Ten ducks!



Count the crayons.
Two crayons! Red and green.



Unit 4

People at Home

Let's Talk



A Read and number.



It's nice to meet you, Andy.



Hi, Mom! This is my friend, Andy.



It's nice to meet you, too.



B Trace and write.

1.



This is my mother.

2.



This is _____.

3.



4.



fati
mo
sis
bro



موسسه زبان دهخدا
dehkhodaedu.com

dehkhodaedu.com

✓ Parent's
signature _____

Let's Learn



A Trace and write.



baby sis
mothe
grandfat
fathe
brothe
grandmc

1. mother

2. _____

3. _____

4. _____

5. _____

6. _____

B Circle.



he
she



he
she



C Read and match



1. grandmother

2. brother

3. baby sister

4. grandfather



D Read, write, and circle.

1. Who's she?

She's my sister.

2. _____ he?

He's my father.

_____ ?

She's my mother.

4. _____ ?

She's my grandmother.



Let's Learn More



A Trace and match.

1. young



• tall

2. short



• old


3. pretty



• handsome

B Unscramble and write.

1. horts



He's short.

2. yetrtp



She's

3. dol



4. ongyu



C Trace and write.




Is she short?

Yes, she is.



Is he tall?

No, he isn't.



Is he young?

Yes,



Is she tall?

D Look and circle.



a. Read a book.

b. Count to ten.



a. Say the alphabet.

b. Write the word.



a. Say the alphabet.

b. Count to ten.



a. Write the word.

b. Say the alphabet.



A Unscramble and write.

1. pac



cap

2. gab



Aa

3. tac



4. peapl



B Look and check.

1.



- cap
 coat

2.



- goat
 apple

3.




- gate
 bag

4.



- cat
 cap

Short and Tall



This is my bag.
It's nice.

Copyright © Oxford University Press. All rights reserved.



She's my sister.
She's tall!



This is my cap.
It's nice, too.



Who's he?
He's my brother. He's short.



Let's Review



A Look and write.

1. What are these?



They're cell phones

2. What is this?



It's

3. What are these?



B Read and write.

1. Who's he?

He's my brother.



Who's sh
Who's he
What are th
What's th

2. _____?



3. _____?

It's a computer.



4. _____?

She's my mother.



C Trace and write.

1. Who's he?

grandfather
old



He's my

He's

2. Who's she?

mother
pretty



She's

D Look and circle.

1.



tall

short

2.



handsome

pretty

3.



sister

mother

4.



baby sister

brother

5.



young

old

6.



brother

father

Unit 5

Happy Birthday!

Let's Talk



A Read and write.

you How old birthday seven Thank is

1.

Happy birthday, Jenny!
_____ are you?



I'm _____ years old.


2.

This _____ for _____




_____ you!

B Write and draw.



1. I'm six years old.

2. I'm _____



Let's Learn



A Read and match.

1. a baseball ●

2. a robot ●

3. a bat ●

4. a car ●

5. a doll ●

6. a puzzle ●



B Look and circle.

1. It's a

kite.
bat.



2. It's a

baseball.
doll.



3. It's a

puzzle.
bicycle.



4. It's a

yo-yo.
jump rope.



C Write and check.

1. What is it?



- It's a robot.
- It's a puzzle.
- I don't know.

2. What is it?



- It's a bicycle.
- It's a yo-yo.
- I don't know.

3. _____ ?



- It's a doll.
- It's a car.
- I don't know.

4. _____ ?



- It's a jump rope.
- It's a ball.
- I don't know.

D Write.

1. What is it?



It's a kite.

2. What is it?



It's _____

3. _____ ?



4. _____ ?



Let's Learn More



A Trace and circle.

1. big



2. little



3. long



4. short



5. round



6. square



B Circle and write.

1. long
short



It's a long jump rope.

2. big
little



It's a _____ bicycle.

3. round
square



It's a _____ CD.

4. new
old



It's an _____ kite.

C Read and check.

1. Is it a long pencil case?



Yes, it is.



No, it isn't. It's a short pencil case.

2. Is it an old video game?



Yes, it is.



No, it isn't. It's a new video game.

3. Is it an old bicycle?



Yes, it is.



No, it isn't. It's a new bicycle.

D Trace and match.

1. jump rope




2. catch a ball



3. ride a bicycle



4. throw a ball






A Write.



egg



p



p t



b

B Match.

1. pet •



2. peg •



3. bed •



4. egg •





This Is for You!




**This is for you.
Thank you!**

Copyright © Oxford University Press. All rights reserved.




Oh! I love eggs!

dekhodaedu.com



What is it?
It's a little bed.



Is it an egg?
No, it isn't. It's a box.

Unit 6

Outdoors Let's Talk



A Trace and match.

1. windy

2. sunny

3. snowy

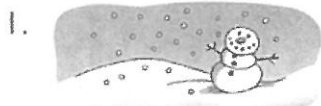
4. cloudy

5. rainy




B Write.

How is the weather?



It's snowy today.



It's _____ today.



_____ today.



sun
rain
cloud
snow

Let's Learn



A Write and match.

1. a puddle



2. _____



3. _____



4. _____









puddles



a pu
pud
a flo
flow
a cl
clo
a tr
tre

B Read and circle.

1. There is _____
There are _____ five flowers.



2. There is _____
There are _____ one tree.



3. There is _____
There are _____ three clouds.



4. There is _____
There are _____ one puddle.




C Count and write.

1. There are five flowers.


2. There's one

3.

4.



D Count and write.



How many books are there

There are three books.



_____ pens are there



_____ computers

There's _____



_____ erasers


dekhodaedu.com

Let's Learn More




A Circle.

1.




in
on

2.




under
by

3.



in
by

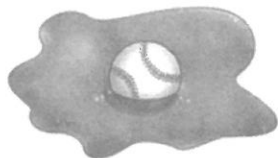
4.



on
under

B Trace and write.

1.



Where's the baseball?

It's in the puddle.

2.



are the flower

They're the table


3.



the bat?

the tree

4.



the jump rop

the table

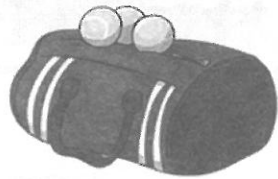
C Read and write.

by in on under



1. Where's the book?

It's the bag.



2. Where are the balls?

They're the



3. Where's the bicycle?

It's the table.



4. Where are the dolls?

They're the

D Look and write.



Put the baseball the



Put the bat the base



 the




 the



A Circle.

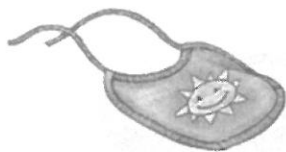
1.



p a t
b i g
b e d

2.

t a b
p i t
b e g



3.



p e g
b e d
d i d



B Match.

1. pit




2. bib



3. igloo




4. big






A Sunny Day Igloo




Let's make an igloo!
It isn't snowy. It's sunny.


Copyright © Oxford University Press. All rights reserved.



This is a great igloo!



Put these big boxes on the circle.
OK!



Put glue on these boxes.

Let's Review



A Read and write.

Where are the flowers How many flowers are there
What is it Where's the book Is it a big box



1. What is it?

It's a short pencil.



2. _____

There are five flowers.



3. _____

It's in the bag.



4. _____

They're next to the tree.



5. _____

No, it isn't. It's a little box.



موسسه زبان دهخدا
dehkhodaedu.com

B Write.

in on under by

1.



The cat is in the bag.

2.



The cat is

3.




4.



C Look and write.

three two four one

1.



How many puzzles are there?

There are two puzzles.

2.



How many clouds are there?

There are

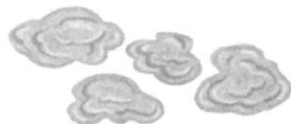
3.



How many dolls are there?

There's

4.



How many puddles are there?

Unit 7

Food Let's Talk



A Write.

hungry thirsty

1.



2.



3.



4.



B Trace and write.

Here you are.


You're welcome.
Thank you.
Here you are.




Let's Learn




A Write.

1.  →


S	A	N	D	W	I	C
				G		

2.  →

				G		
--	--	--	--	---	--	--

3.  →

		L		D		
--	--	---	--	---	--	--

4.  →

				N	A	N	A
--	--	--	--	---	---	---	---

↓

5. I'm thirsty. I want a _____.

B Look and circle.

1. What do you want?



- a robot
- a yo-yo
- a doll

2. What do you want?



- an egg
- a banana
- a cookie

3. What do you want?



- a salad
- a soda
- a sandwich

4. What do you want?

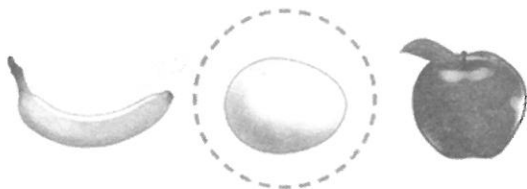


- a pen
- a pencil
- an eraser

C Trace, write, and circle.


1. What do you want?

I want an egg.




2. What do

I want a soda.




3. _____ ?

I want a sandwich.



4. _____


I want a banana.



D Read and circle.

What do you want?

1. I want a banana and an orange.



3. I want an orange and a banana.



2. I want a sandwich and a salad.



4. I want a milkshake and a cookie.



Let's Learn More



A Unscramble, write, and match.

1. cie amerc

ice cream

2. zizap

3. cire

4. cichekn



موسسه زبان دهخدا
dehkhodaedu.com



B Write.

1.



I want cake.

I don't want bread.

2.



I _____ fish.

3.



C Read and circle.

1. Do you want bread?

Yes, I do.

No, I don't.



2.

Do you want pizza?

Yes, I do.

No, I don't.



3. Do you want cake?

Yes, I do.

No, I don't.



4.

Do you want chicken?

Yes, I do.

No, I don't.



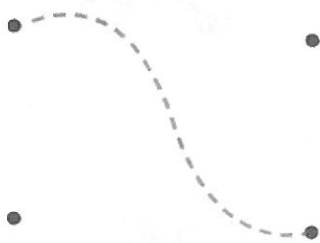
D Trace and match.

1. brush my teeth

2. eat pizza

3. drink milk

4. wash my hands





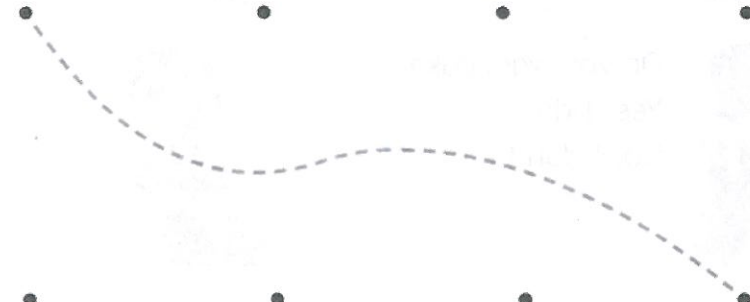

A Read and match.

1. pot



2. top

3. dot

4. octopu



B Write and circle.



a.



b.



a.



b.



a.



b.




a.



b.



I'm Hungry!



I'm hungry.
Look! There are eggs in the pot!

Copyright © Oxford University Press. All rights reserved.




It's an ice cream sandwich!
Yum!

dekhodaedu.com



I don't want eggs.



I want cookies and ice cream.



Unit 8

Animals Let's Talk



A Trace.

What's your favorite color?




Blue. What about you?

I like green.

B Unscramble, write, and number.

green I like

③ I like green.



color favorite is What your

_____ ?


about What you Purple

_____ ?

Let's Learn



A Trace, match, and write.



B Write.

1. I like rabbits.

2.

3.

4.

5.

6.



موسسه زبان دهخدا
dehkhodaedu.com



C Write and circle.

1. What do you like?

I like frogs.
birds.




2. _____ ?

I like birds.
rabbits.



3. _____ ?

I like turtles.
rabbits.




D Trace and write.

What do you like?



I like _____.

What do you like?



I like _____.

Let's Learn More



A Unscramble, write, and match.

1. noil

a lion

2. yonmek

a

3. frigeaf

a

4. thelepan

an

e

lions

m

g




B Write.




I like lions.

I don't like bears.



giraffe

monkey



C Write.

1. Do you like lions?

No, I don't.

2. _____ ?

Yes, I do.

3. _____ ?

No, I don't.



D Look and write.

rabbit fish lion goat



feed a



pet a



see a



hear a



A Circle.

1.



p u t

b o p

t a b

2.

b u t

p o d

d i g



3.



p a t

c o p

t u g

Uu

B Write and match.

bug umbrella tub cup

1.



•

•

b

2.



•

•

u

3.



•

•

t

4.




•

•

c

I Like Bugs!



**I like birds. What about you?
I like bugs.**

Copyright © Oxford University Press. All rights reserved



**There's a spider.
I like spiders! They're bugs.**





Do you like rabbits?
No, I don't.



I like frogs!
I don't like frogs.

Let's Review



A Read and match.

1. Do you like lions?



• Yes, I do. I want an orange.

2. What do you want?



• I want pizza.

3. Do you want ice cream?



• Yes, I do. I like lions.

4. What do you like?




• I like monkeys.

5. Do you want an orange?



• No, I don't. I want pizza.

B Look and write.



1. I like giraffes.

2. _____ bear

3. _____ elephants.

4. _____ lion

C Look and check.

1.



- pizza
- chicken
- a salad
- a sandwich
- an egg

2.



- a milkst
- milk
- a soda
- water
- juice

3.



- cake
- fish
- pizza
- ice cream
- an orange

4.



- bread
- an appl
- rice
- a banar
- a cooki

D Unscramble, write, and match.

1. rkidn kmli

drink milk

2. shaw ym dansh

3. shurb ym ehtet

4. defe a shif



My Picture Dictionary




A Draw, color, and write.





Andy




an apple





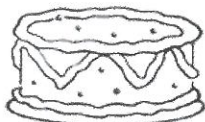






black














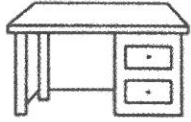
a circle





crayons

D







a duck

E



an egg


8



an elephant



F



5




4

G



a girl





green

H



I




J



K

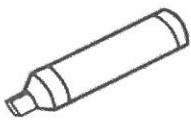




L




M



markers

me







N

name

a nest

9



O

an octopus

I

orange

P



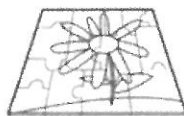






pink


purple




Q











red



rice
















a square



a star



sunny





a table









U




V



W



a watch



white

X



Y



yellow



Z




zero

Oxford University Press is the world's authority on the English language.

As part of the University of Oxford, we are committed to furthering English language learning worldwide.

We continuously bring together our experience, expertise and research to create resources such as this one, helping millions of learners of English to achieve their potential.

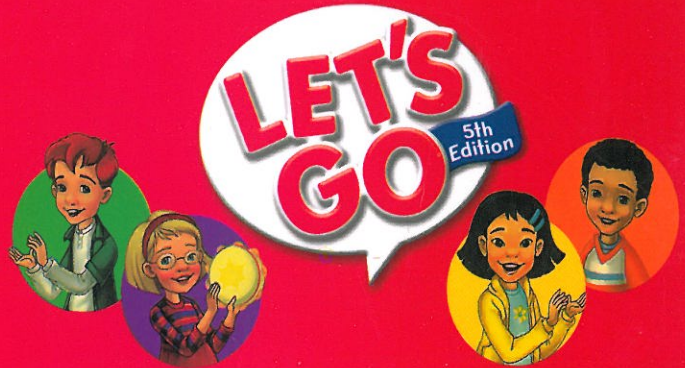


موسسه زبان دهخدا
dekhodaedu.com

OXFORD
UNIVERSITY PRESS

www.oup.com/elt

dekhodaedu.com



Let's talk. Let's learn. Let's Go!

Energize your English classes with the trusted methodology of **LET'S GO**.

LET'S GO is full of fun, collaborative activities that get students talking in English from the very beginning.

- NEW Animated videos:** conversations, songs, and chants create excitement in class and motivate students to speak in English
- NEW Teacher's Resource Center:** Online Practice and an extensive online library of easy-to-access teaching resources help get the most out of each class
- NEW Can-do statements:** can-do statements with supporting activities allow students to measure their progress
- NEW Reading texts:** engaging texts build students' confidence in phonics and reading comprehension
- NEW Let's Begin series:** a two-level introductory course provides the perfect building blocks for learning English

Students

- **Student Book**
- **Workbook**
Online Practice
- **Online Play**
Student's Website

Teachers

- **Teacher's Pack**
Classroom Presentation Tool,
Teacher's Guide, and Teacher's
Resource Center
- **Class Audio CDs**
- **Teacher Cards**

CEFR

B1

A2

A1

ISBN 978-0-19-404927-6



9 780194 049276