

OXFORD

2

LET'S GO

5th Edition

WORKBOOK



موسسه زبان دهخدا
dehkhodaedu.com



Ritsuko Nakata
Karen Frazier
Barbara Hoskins

dehkhodaedu.com

WORKBOOK

2
**LET'S
GO**
5th
Edition



Ritsuko Nakata Karen Frazier Barbara Hoskins

dekhodaedu.com
OXFORD
UNIVERSITY PRESS

OXFORD
UNIVERSITY PRESS

198 Madison Avenue
New York, NY 10016 USA

Great Clarendon Street, Oxford, oxford 6DP, United Kingdom

Oxford University Press is a department of the University of Oxford.
It furthers the University's objective of excellence in research, scholarship,
and education by publishing worldwide. Oxford is a registered trade
mark of Oxford University Press in the UK and in certain other countries

© Oxford University Press 2018

The moral rights of the author have been asserted

First published in 2018

2022 2021 2020 2019 2018

10 9 8 7 6 5 4 3 2 1

No unauthorized photocopying

All rights reserved. No part of this publication may be reproduced, stored
in a retrieval system, or transmitted, in any form or by any means, without
the prior permission in writing of Oxford University Press, or as expressly
permitted by law, by licence or under terms agreed with the appropriate
reprographics rights organization. Enquiries concerning reproduction outside
the scope of the above should be sent to the ELT Rights Department, Oxford
University Press, at the address above

You must not circulate this work in any other form and you must impose
this same condition on any acquirer

Links to third party websites are provided by Oxford in good faith and for
information only. Oxford disclaims any responsibility for the materials
contained in any third party website referenced in this work

ISBN: 9780194049399 (WORKBOOK WITH ONLINE PRACTICE)

ISBN: 9780194049405 (WORKBOOK PACK COMPONENT)

ISBN: 9780194049412 (ONLINE PRACTICE PACK COMPONENT)

Printed in China

This book is printed on paper from certified and well-managed sources


ACKNOWLEDGMENTS

Cover illustration: Daniel Griffio

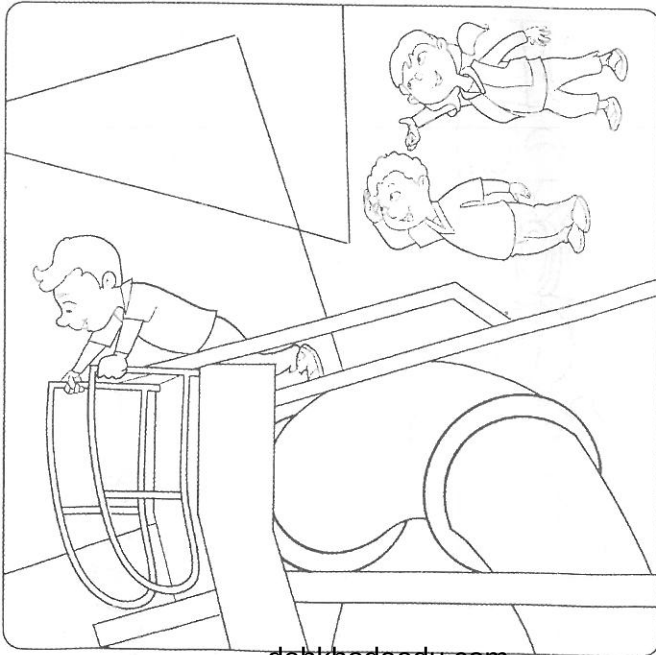
Back cover photograph: Oxford University Press building/David Fisher

Illustrations by: Karen Brooks: 14, 15, 17, 18, 30, 31, 53, 54, 66, 67; Priscilla
Burris: 4, 5, 20, 37, 65(b); Mircea Catusanu: 50, 51, 68(t); Bob Depew: 16(b),
42(t), 48, 49, 57(b); Mena Dolobowsky: 9, 10, 45, 46; Liz Dubois: 12, 13, 24,
25, 38, 47(b), 60, 61, 74; Marion Eldridge: 62(t); Kathi Ember: 16(t); Michael
Gardner: revisions on pages 4, 6, 7, 19, 50, 51, 60, 73; Jesse Graber: 70; Daniel
Griffio: cats on pages 3, 4, 6, 8, 11, 12, 14, 16, 21, 22, 24, 26, 29, 30, 32, 34, 39,
40, 42, 44, 47, 48, 50, 52, 57, 58, 60, 62, 65, 66, 68, 70, and 75; Diane Hays:
8(t), 10; Karol Kaminski: 8(b), 34(b), 40, 41, 56, 62(b); John Kurtz: 35, 36, 71,
72; Colleen Madden: 52; Katie McDee: 34(t); Dana Regan: 6, 7, 22, 23, 27, 28,
32, 33, 42(b), 43, 44(t), 55, 63, 64, 68(b), 69; Mary Rojas: 19, 26(b), 39(b), 58, 5
73; Dan Sharp: 3, 11, 21, 29, 39(t), 47(t), 57(t), 65(t); Ken Spengler: 26(t), 44(b),
Kristin Varner: 70 (crayon).



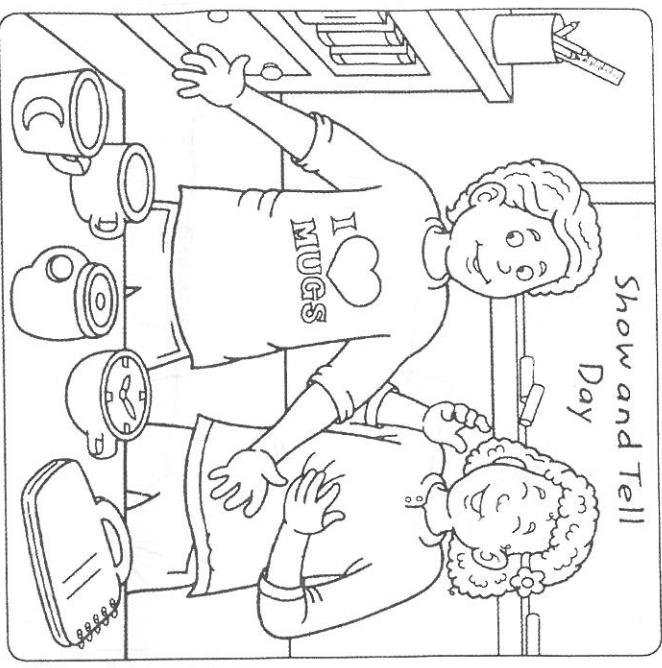


Are you in the tube?
No, we're not. We're next to
the blue cubes.



Where is your brother?
He's on the ladder.


Show and Tell
Day



I like your mugs!
Thanks!

Copyright © Oxford University Press. All rights reserved

Show and Tell
Day



What are those?
They're mugs.

denkhodaedu.com

Unit 1

At School Let's Talk



A Read, trace, and write.

Hi, Kate. How are you?



Goodbye, Kate.



_____, Andy. How are _____ ?



Goodbye, Andy.



you Hi See I'm later

✓ Parent's
signature: _____

dekhodaedu.com



A Write and match.

1. clock

clock

2. calendar

3. picture

4. workbook


5. door

6. window




B Read and circle.


1. What's this? It's a door.




2. What's that? It's a clock.



3. What's this? It's a workbook.




4. What's that? It's a pencil sharpener.



C Trace and write.



What's this?
It's a paper clip.



What's that?



?

It's a door.



?

It's a

D Read, trace, and write.

1. Is this a picture?



Yes, it is.

2. Is that a workbook?




No, it isn't.

3. Is this a clock?



4. Is that a window?



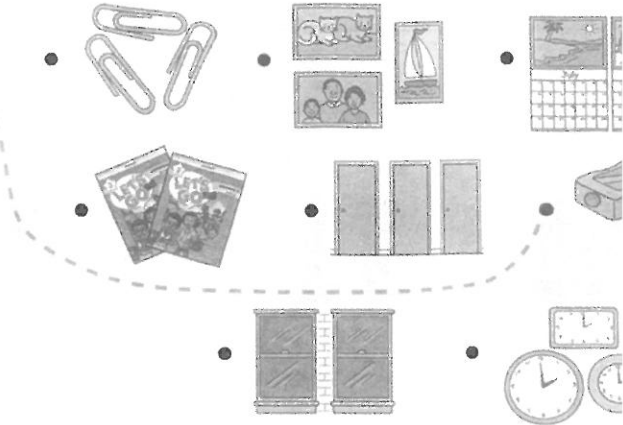
✓ Parent's signature: _____

Let's Learn More



A Read and match.

1. pencil sharpeners •
2. calendars •
3. paper clips •
4. windows •
5. pictures •
6. clocks •
7. workbooks •
8. doors •

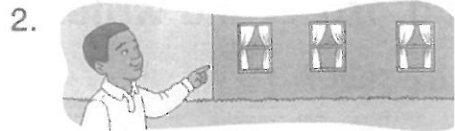


B Trace and write.



What are these?

They're calendars.




What are those?

They're windows.



What are _____?

They're _____.



What are _____

_____.

C Connect, trace, and write.


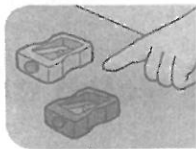
1. Are these windows?

No, they aren't.


2. Are these _____ ?

Yes, they are.

3. _____ pencil sharpeners?



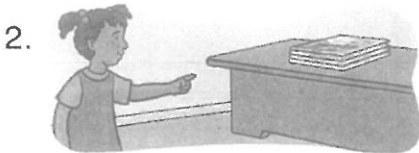
D Trace, check, and write.



Are these pictures?

Yes, they are.

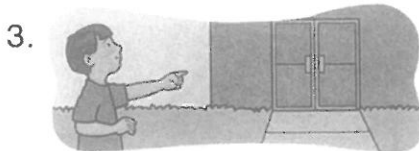
No, they aren't.



Are those workbooks?

Yes, they are.

No, they aren't.



Are _____ doors?

_____ they _____



Are _____ pictures?



A Match and trace.



Mm

Nn

• nut

• map

• notebook

• nine

• mop

• mug

B Find and write.

1. Mm




2. Nn





A Read and trace.

1. Whose bag is that?



2. Is it Scott's bag?



3. Is it Jenny's bag?



Let's Learn



A Find and circle.

H	W	K	M	L	Z	X	N	N	S	F	B
O	V	K	X	C	K	V	S	C	S	H	R
S	N	W	K	E	Y	X	I	O	I	P	U
E	Y	N	G	N	C	J	X	M	T	U	S
V	C	O	M	B	A	S	T	I	I	M	H
P	V	E	S	Y	N	T	W	C	S	K	E
T	L	H	W	Z	D	T	E	B	S	R	B
X	N	M	C	G	Y	X	M	O	U	C	E
R	L	W	D	W	B	E	P	O	E	Z	A
C	Q	C	L	A	A	T	Z	K	H	P	F
W	A	T	C	H	R	V	M	F	O	B	U
O	K	E	J	Z	W	C	O	I	N	A	N



a key



a comic



a brush



a coin



a watch



a tissue



a comb



a candle

B Draw and write.

What do you have?




موسسه زبان دهخدا
dekhodaedu.com

I have a _____


C Read and circle.

1. Do you have a key?




Yes, I do.
No, I don't.

2. Do you have a comb?




Yes, I do.
No, I don't.

3. Do you have a comic book?



Yes, I do.
No, I don't.

4. Do you have a watch?



Yes, I do.
No, I don't.

D Trace and write.



1. I have a candy bar.

2. _____

3. _____



1. _____ a co

2. _____

3. _____

Let's Learn More



A Match.


1. a calculator •
2. a key chain •
3. a train pass •
4. a wallet •
5. a camera •
6. a lunch box •



B Trace and write.



What does she have
She has a lunch box.



_____ he has



C Trace, write, and check.



1. Does he have a lunch box?

2. _____ a comb?

3. _____ a music player?

4. _____ a calculator?

- Yes, he does.
- No, he doesn't.
- Yes, she does.
- No, she doesn't.
- Yes, he does.
- No, he doesn't.
- Yes, she does.
- No, she doesn't.

D Look and check.



What does she have?

- a camera
- a music player
- a lunch box
- a calculator
- an umbrella
- a train pass
- a key chain
- a wallet


✓ Parent's signature: _____

dekhodaedu.com



A Trace and match.

- 1. five
- 2. violin
- 3. fork
- 4. van
- 5. vest
- 6. fan




B Trace and circle.



fan

fork

A Great Bag!




Whose bag is that?
It's my bag.

Copyright © Oxford University Press. All rights reserved.




That's a great bag!





What do you have in your bag?
I have five fans.



I have a violin and a fox
in my bag, too.

Let's Review



A Trace and write.




What are these?

They're workbooks.



What are those?

pictures



What's that?

a comic book

B Trace and write.



He has a watch.



She has a camera.



a comic book.



She

C Read and write.

1.



What's this?

It's a

2.



What does she have in her bag?

She has

3.



What are these?

4.



Does she have a key chain?

D Read and match.

1. What are those?

•

•



•

• Yes, she does.

2. What does he have?

•

•




•

• They're windows.

3. Does she have a watch?

•

•



•

• He has a train.

Unit 3

Things I Can Do Let's Talk



A Trace and write.


I can't find my notebook.

1.



I can't find my _____


2.



What's wrong? _____

I can't find my _____

3.



4.



book

key

notebook

brush


✓ Parent's
signature: _____

dekhodaedu.com

Let's Learn




A Trace and write.



Look at him!

her
me
him



Look at _____!



Look at _____!

B Trace and write.

1. He can _____

2. She can _____

3. He can _____



موسسه زبان دهخدا
dekhodaedu.com



play the piano

jump rope

ride a pony

dekhodaedu.com

C Trace and write.


1.



What can he do?

He can do a magic trick.

2.



What can she do?

She can do a cartwheel.

3.



What can he do?

play with a yo-yo


4.



What can she do?

play hopscotch

5.



What can he do?

do a somersault

6.



What can she do?

jump rope

✓ Parent's signature: _____

dekhodaedu.com

Let's Learn More




A Look and write.



color



B Look and write.



1. They can color.

2. They can



3. They can

4.

Trace and write.

1.



Can they sing?

Yes, they can.

2.



Can they read?

No, they can't.

3.



Can they swim?

Yes.

4.



Can they dance?

5.



paint?

6.



skip?

✓ Parent's signature: _____

dekhodaedu.com



A Unscramble and write.

1. unr

2. deri

3. caer

Rr




run

4. kiel

5. ttiell

6. glon

Li



B Look and check.

1.



long

little

2.



ride


race

3.




run

like




There's a kite in front of the bike.
That's my kite! Thanks!


Copyright © Oxford University Press. All rights reserved



Where's my kite?
I can't find my kite.



**Is it behind the sofa?
No, that isn't my kite.**




**Is it next to the bed?
No, that isn't my kite.**



A Read and trace.

1.



2.





A Find and circle.



coo
nurs
taxi dr
police o
teach
stude
farm
doct

B Trace and write.



He's a cook.



She's



She's



He's

a tea
a co
a taxi
a nu

C Look and write.

Who's she?

1.



She's a nurse.

2.



Who's he?

3.



4.



a cook

a police officer

a taxi driver

a nurse

D Read and match.

1. Is she a teacher?

Yes, she is.



2. Is she a doctor?

No, she isn't. She's a student.



3. Is he a farmer?

Yes, he is.



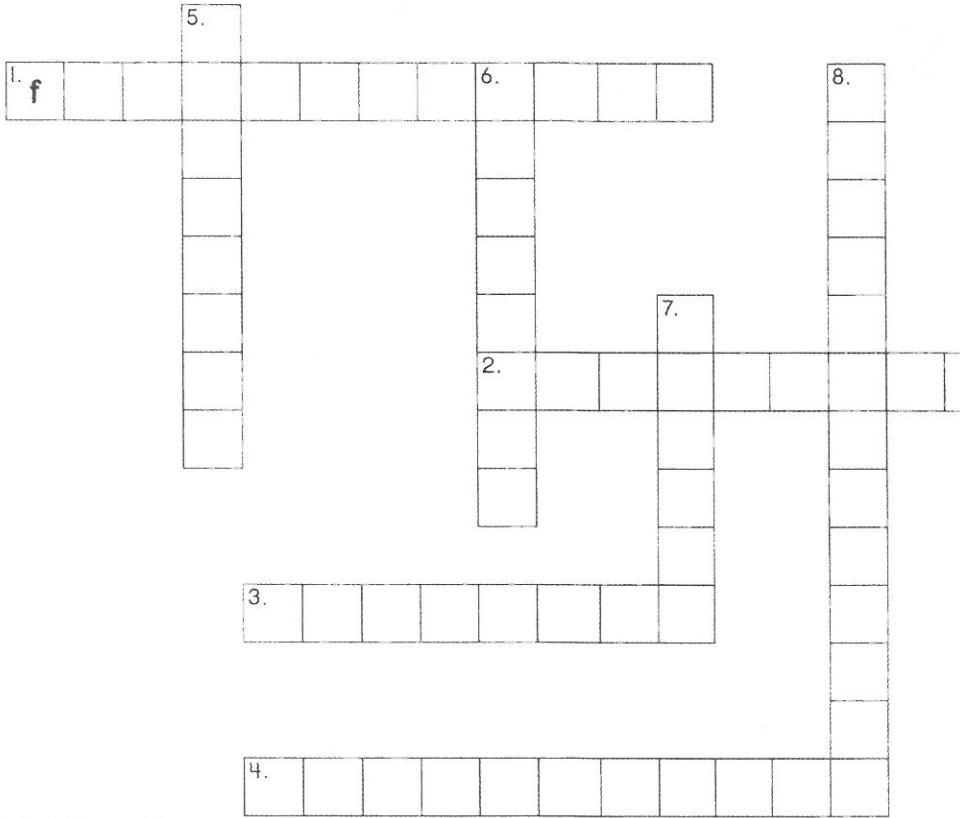
✓ Parent's
signature: _____

dekhodaedu.com

Let's Learn More



A Look and write.



pilots
 salesclerks
 office workers
 engineers
 dentists
 firefighters
 teachers
 students

Across



Down



B Read, write, and say.

1.



Who are they?


They're office workers.

2.



Who are they?


3.



Who are they?

C Read and circle.

1. Are they teachers?



Yes, they are.

No, they aren't.

2. Are they pilots?



Yes, they are.

No, they aren't.

3. Are they engineers?



Yes, they are.

No, they aren't.

4. Are they dentists?



Yes, they are.

No, they aren't.



A Trace and match.



a_e

today



rain



ai

game



paint



ay

make



play

B Find and write.

1. a_e




2. ai



3. ay




Who Are They?




Let's play a game today.
OK!

Copyright © Oxford University Press. All rights reserved.




Is he a police officer?
Yes, he is!





Is he a firefighter?
Yes, he is.

2



Is she a taxi driver?
No, she isn't. She's a pilot.

3

Let's Review



A Trace and write.



He can play the piano.



jump rope



paint



do a magic trick

B Read and match.

1. Who's she?



2. Who's he?



3. Who are they?



4. Are they dentists?



• They're office workers.

• No, they aren't.
• They're firefighters.

• He's a farmer.

• She's a nurse.

C Trace and write.

him

her

1.



Look at _____ !

She _____ play with a yo

2.



Look at _____ !

He _____



3.



Look at _____ !

She _____ play the piano

D Circle and write.

1.



- He's
- She's
- They're

_____ a cook.

2.



- He
- She
- Th

_____ dentists

Unit 5

Things to Eat Let's Talk



A Read and trace.

What's for lunch, Mom?



B Look, read, and check.

1. Do you want spaghetti?

- Yes, please.
 No, thank you.



2. Do you want a candy bar?

- Yes, please.
 No, thank you.



3. Do you want an orange?

- Yes, please.
 No, thank you.



4. Do you want ice cream?

- Yes, please.
 No, thank you.



✓ Parent's
signature _____

dekhodaedu.com

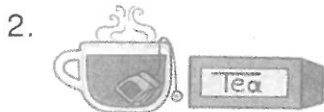
Let's Learn



A Look and write.



hot chocolate



an omelet
yogurt

a peach
cereal

a pear
tea

a pancake
hot chocolate

B Unscramble and write.

1. a He pear wants

He wants a pear.

2. omelet wants She an

3. wants cereal He

4. She pancake wants a

C Look and check.



1. Does she want cereal?

- Yes, she does.
 No, she doesn't.



2. Does he want hot chocolate?

- Yes, he does.
 No, he doesn't.



3. Does she want a peach?

- Yes, she does.
 No, she doesn't.



4. Does he want yogurt?

- Yes, he does.
 No, he doesn't.

D Read, connect, and write.

1. What does she want?




2. What does he want?



3. What does she want?



4. What does he want?



She wants tea.

✓ Parent's signature: _____

Let's Learn More

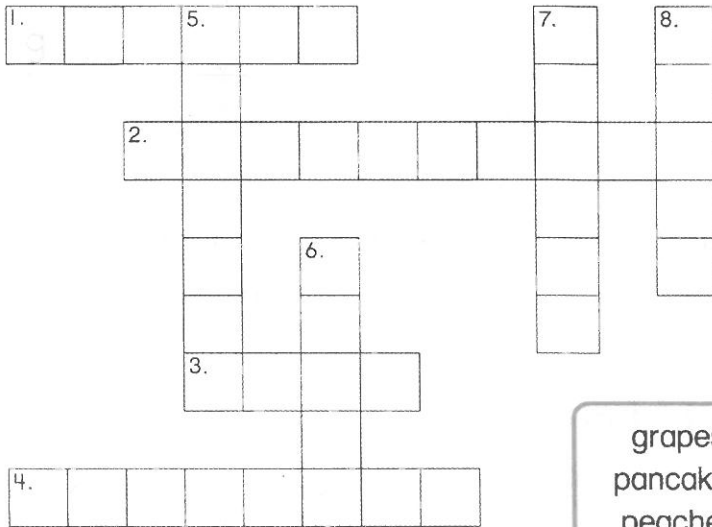



A Look and write.

Across



Down



- | | |
|------------|--------|
| grapes | stew |
| pancakes | cheese |
| peaches | pasta |
| hamburgers | steak |

B Read and write.

1.



What does she like?

She likes _____.

2.



What _____ he _____


He likes _____.

C Look, read, and write.



Does she like pancakes?

Yes, she does.



Does he like _____ ?

No, he doesn't.



_____ ?



_____ ?

D Read and match.

1. What does he like?
He likes hamburgers.

2. What does she like?
She likes grapes.

3. What does she like?
She likes stew.

4. What does he like?
He likes peaches.

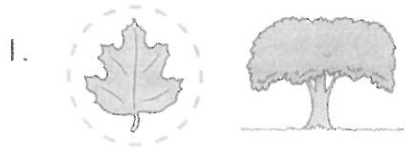


✓ Parent's signature: _____

dekhodaedu.com



A Trace and circle.




leaf

e

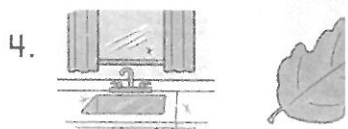


we



me

ee



clean

ea

B Write and match.

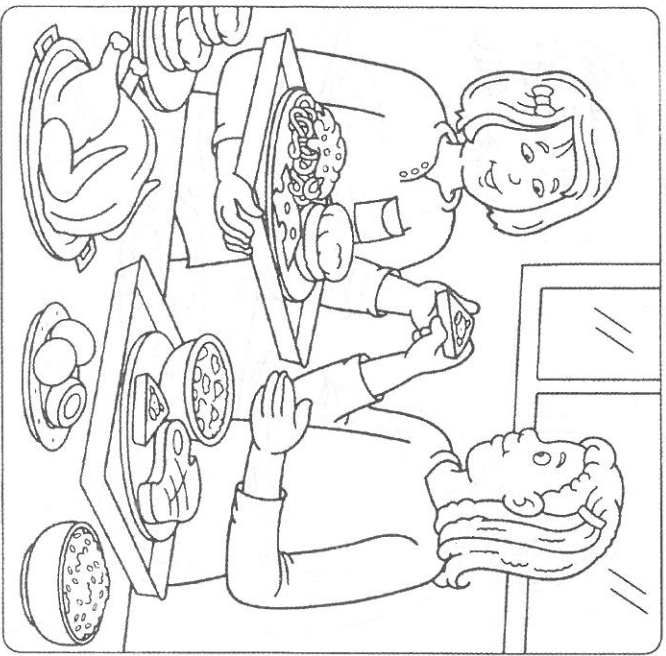


le
n
tr
v

w

l

m



**Do you want cheese?
Yes, please! I really like cheese!**


2



**Oh! I want peach cake and ice cream.
Me, too.**

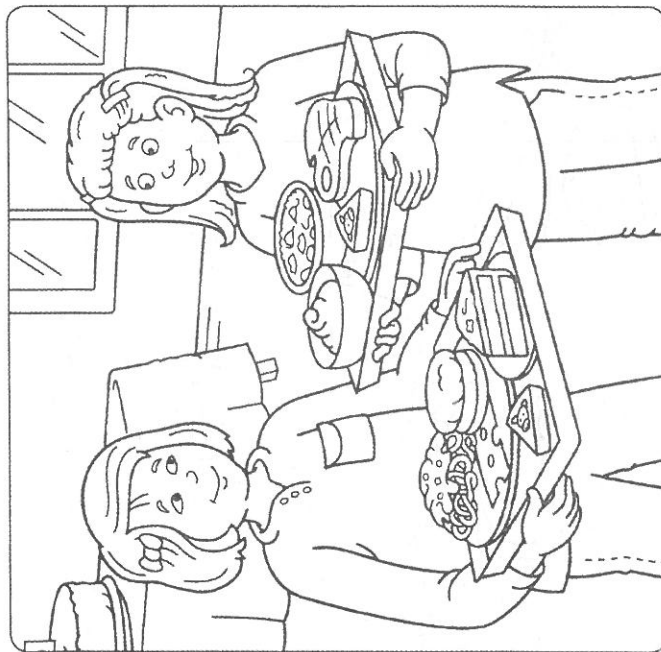
3

Two Hungry Girls



I'm hungry!
Me, too!

Copyright © Oxford University Press. All rights reserved.



We are very, very, very hungry!



Unit 6

My House Let's Talk



A Trace and write.



Where do you live?

I live in Hillsdale.



What's your address?

6 North Street.



What's your phone number?

It's (798) 555-2143.

It's live What's your


B Write.




Let's Learn



A Write the letter.



B



- A. refrigerator B. bed C. stove D. lamp
E. bathtub F. sink G. TV H. sofa

B Read and write.

1. Where's the lamp?



It's on the table.

2. Where's the duck?



It's _____ the s

3. Where's the cat?



It's _____ the sofa.

4. Where's the bag?



It's _____ the b

on in under by

C Read and circle.

1.




There are sinks _____ the refrigerator.
by in under

2.



There's a bed _____ the window.
in on under

3.



There's a clock _____ the sofa.
by on in

4.



There are balls _____ the sink.
on under in

D Unscramble and write.

1. the Where's book

_____ ?
under table It's the

2. the Where's cat

_____ ?
sofa It's the on



✓ Parent's
signature: _____

dekhodaedu.com

Let's Learn More



A Write.

1.



2.



3.



in front of

next to

behind

B Read and check.

1. There's a stove next to the refrigerator.



2. There's a table in front of the sofa.



3. There are lamps behind the bed.



4. There are telephones in front of the window.



C Look, read, and write.

1.



Is there a bathtub next to the sink?

Yes, there is.

2.




Is there a lamp behind the TV?

3.




Is there a telephone next to the sink?

4.



Is there a TV behind the bed?

D Look, read, and check.



1. Are there lamps next to the bed?

Yes, there are. No, there are not.

2. Are there windows behind the bed?

Yes, there are. No, there are not.

3. Are there telephones next to the bed?

Yes, there are. No, there are not.

✓ Parent's
signature: _____

dekhodaedu.com



A Circle and write.




1. p l r g
 f m o d
 v y i n
 u w a c





2. k a f r
 l i m o
 s u t n
 v p j e






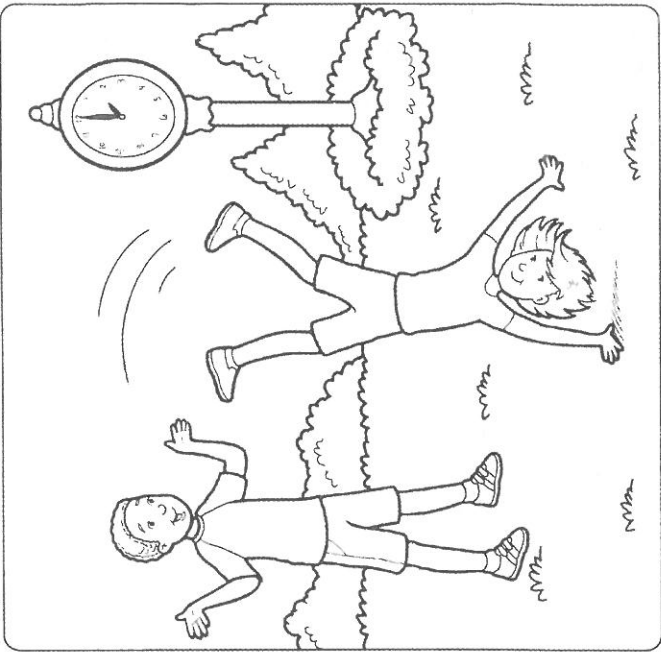
3. b f r l
 u i m t
 g n c v
 w d e a



B Trace and match.

1. ride
2. fly
3. climb
4. kite






**I can do cartwheels.
I can't do cartwheels.
OK! Let's run to the clock.**




**I can do somersaults.
Me, too!
Let's race to the little tree.**

Let's Race!



Let's have a long race.


Copyright © Oxford University Press. All rights reserved.



Let's skip to my house now.
OK!



Let's Review



It's next to the refrigerator.
No, he doesn't.
He likes grapes.
It's in front of the sofa.

A Read and write.

1. Where's the TV?

2. What does he like?

3. Where's the sink?

4. Does he want yogurt?



B Look and write the question.

1.



Where's the _____ ?

It's under the window.

2.



She wants an omelet.

3.



_____ ?

He likes hamburgers.

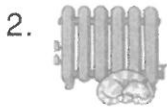
4.



It's behind the sofa.

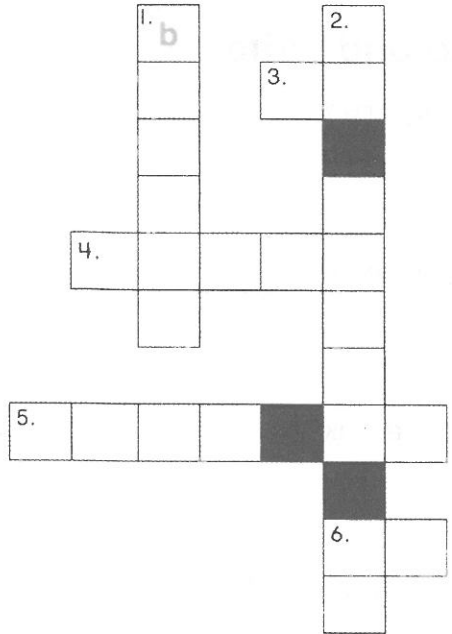
C Write.

Down





next to
on
under
in front of
behind
in

Across



D Connect, trace, and write.



1. He likes cheese

2. She likes

3.

Unit 7

Routines Let's Talk



A Trace and write.



What time is it?

It's six o'clock.



It's seven o'clock.

It's time for your



Is it

Yes,

time for bed

bath

it is

B Draw and write.

What time is it?



✓ Parent's
signature: _____

dekhodaedu.com

Let's Learn



A Write.


What do you do in the morning?

1.



I get up.

2.



I

3.



4.



5.



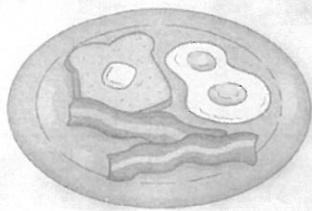
6.



brush my
wash my
get u
get dres
eat brea
comb my

B Check and write.

1.



Do you eat breakfast in the morning?


Yes, I do. No, I don't.

2.




Do you watch TV in the morning?

3.



Do you play the piano in the afternoon?

4.



Do you ride a bicycle in the afternoon?

5.



Do you get dressed in the afternoon?


✓ Parent's signature: _____

dekhodaedu.com

Let's Learn More



A Trace and write.



watches TV
eats breakfast

talks on the phone
takes a bath

studies English
does homework

gets up
eats dinner

1. What does he do in the morning?

2. What does she do in the morning?



He eats breakfast.

She _____

3. What does she do in the afternoon?

4. What does he do in the evening?



B Look at A. Check and write.

1.



Does she take a bath in the afternoon?

Yes, she does. No, she doesn't.

2.



Does he study English in the afternoon?

3.



Does she talk on the phone at night?

4.



Does he take a bath at night?

5.



Does she watch TV in the evening?

6.



Does he do homework in the evening?

✓ Parent's
signature _____

dekhodaedu.com



A Unscramble and write.

1. wolb



bowl

2. toas



o _

3. opre



4. hmeo



5. otag



6. wrog



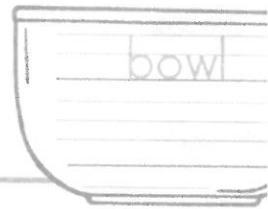
ow

B Find and write.


1. o _ e

2. oa

3. ow




Breakfast in the Afternoon



This is my home.
Wow! Those roses are pretty!

Copyright © Oxford University Press. All rights reserved.




What do you eat in the morning?
I eat breakfast!





**It's time for my mom's breakfast.
But it's four o'clock.**



**My mom works at night.
She eats breakfast in the afternoon.**

Unit 8

Doing Things

Let's Talk



A Write.

1. Let's _____

2. What are you _____

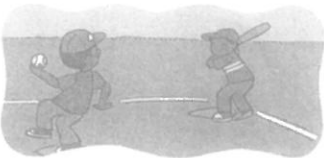
I'm _____

3. What are you doing?

We're _____

swimming
play a game
riding a bicycle
doing

B Look and write.



1. What are you doing?

We're playing baseball.



2. What are you doing?

I'm _____

✓ Parent's
signature: _____

dekhodaedu.com



A Read and number.

1. dancing





2. swimming





3. sleeping

4. drawing





5. singing

6. reading





7. running

8. walking

B Read and write.

What's he doing?



1. He's _____

2. _____

What's she doing?



3. She's _____

4. _____

C Connect and write.

1. Is he swimming?



2. Is he dancing?



3. Is she singing?



4. Is she reading?



Yes, he is.

No, he isn't.

D Look, read, and check.

1. Is she dancing?



- Yes, she is.
- No, she isn't.

2. Is he reading?



- Yes, he is.
- No, he isn't.

3. Is she running?



- Yes, she is.
- No, she isn't.

4. Is he singing?



- Yes, he is.
- No, he isn't.

✓ Parent's
signature _____

dekhodaedu.com

Let's Learn More




A Look and write.

1. at school

2. _____

3. _____



4. _____

5. _____

6. _____

at school at the store at home at the library at the park at the

B Read and write.

Where is he?



He's _____

Where is she?



© Read and write.

1. Where is she?



She's at the store.

What's she doing?

She's buying a candy b

2. Where is he?



He's at the park.

What's he doing?


He's playing baseball.

3. Where is she?



She's

4. _____ ?



She's




A Circle and write.



1. t b o r
y l a k
s u t n
d e j p



blue



2. t i r n
f u o c
w p b y
s t o e





3. f a k i
e g n u
w o m d



B Look and check.

1.



- few
 glue

2.




- huge
 new

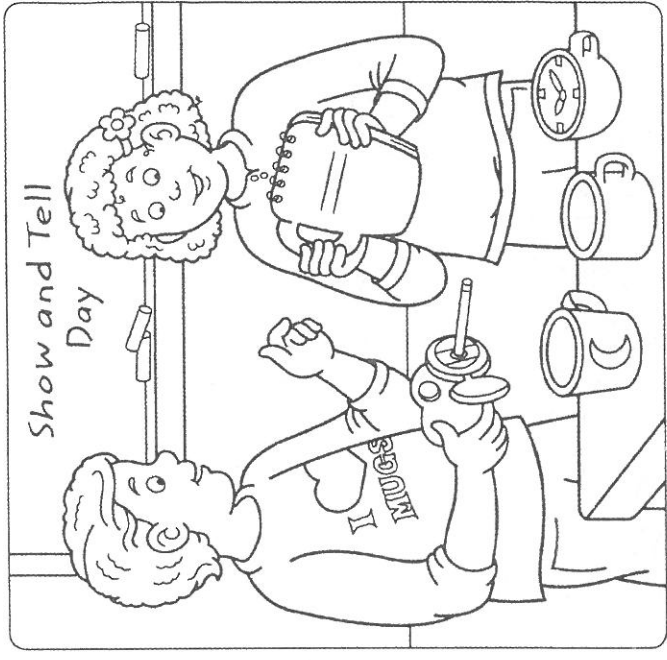
3.



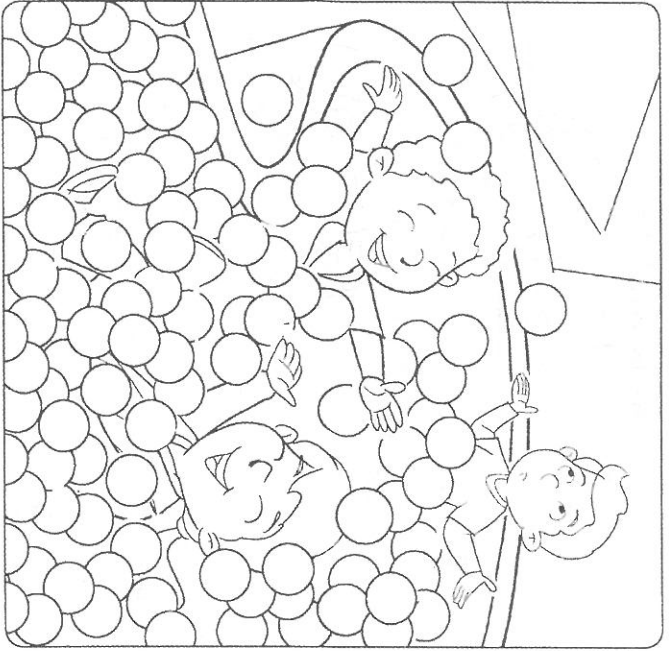
- blue
 tube



How about this?
Is this a mug, too?
Yes, it is. It's a clock mug.

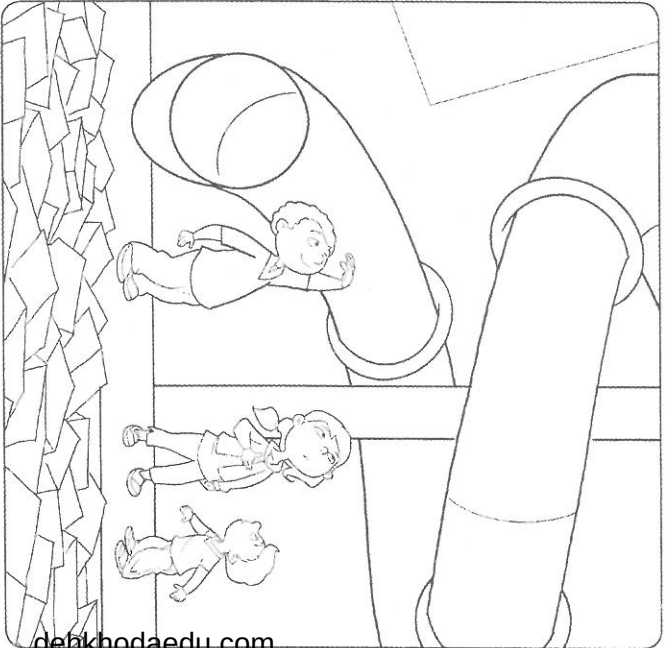


This is a pencil sharpener.
That's a notebook.
Wow!



**What are you doing?
We're swimming in the balls!**


Copyright © Oxford University Press. All rights reserved.



**Look at the new tubes!
They're huge!**

denkhodaedu.com

Let's Review



A Trace and write.

1.



What does she do in the afternoon?

She plays baseball.

2.



What does he do at night?

He

3.



What does she do in the morning?

She

B Read and match.

1. Where is he?

He's at home.

2. Where is she?

She's at school.

3. Where are they?

They're at the zoo.

4. Where are they?

They're at the library.



C Circle, trace, and write.

1.



eating reading

What's she doing?

She's

2.



swimming drawing

What's he doing?

He's

3.



running studying

What's he doing?

4.



sleeping reading

What's she doing?

5.



walking singing

What's _____ doing?

6.



playing baseball dancing

What's _____ doing?

Number Practice

one

1 one	11 eleven	21 twenty-one
2 two	12 twelve	22 twenty-two
3 three	13 thirteen	23 twenty-three
4 four	14 fourteen	24 twenty-four
5 five	15 fifteen	25 twenty-five
6 six	16 sixteen	26 twenty-six
7 seven	17 seventeen	27 twenty-seven
8 eight	18 eighteen	28 twenty-eight
9 nine	19 nineteen	29 twenty-nine
10 ten	20 twenty	30 thirty

40 forty	70 seventy	90 ninety
50 fifty	80 eighty	100 one hundred
60 sixty		


A Draw, trace, and write.

1



one one

2



two

3

three

4

four

5

five

6

six

7

seven

8

eight

9

nine

10

ten

11

eleven

12

twelve

13

thirteen

14

fourteen

15

fifteen

16

sixteen

17

seventeen

18

eighteen

19

nineteen

20

twenty


B Count, trace, and write.

30



thirty

40



forty

50




fifty

60




sixty

70



seventy

80




eighty

90



ninety

100



one hundred

Oxford University Press
is the world's authority
on the English language.

As part of the University
of Oxford, we are
committed to furthering
English language learning
worldwide.

We continuously bring
together our experience,
expertise and research to
create resources such as
this one, helping millions
of learners of English to
achieve their potential.



موسسه زبان دهخدا
dehkhodaedu.com

OXFORD
UNIVERSITY PRESS

www.oup.com/elt



Let's talk. Let's learn. Let's Go!

Energize your English classes with the trusted
methodology of LET'S GO.

LET'S GO is full of fun, collaborative activities that get
students talking in English from the very beginning.

- NEW Animated videos:** conversations, songs, and chants create excitement in class and motivate students to speak in English
- NEW Teacher's Resource Center:** Online Practice and an extensive online library of easy-to-access teaching resources help get the most out of each class
- NEW Can-do statements:** can-do statements with supporting activities allow students to measure their progress
- NEW Reading texts:** engaging texts build students' confidence in phonics and reading comprehension
- NEW Let's Begin series:** a two-level introductory course provides the perfect building blocks for learning English

Students

- **Student Book**
- **Workbook**
Online Practice
- **Online Play**
Student's Website

Teachers

- **Teacher's Pack**
Classroom Presentation Tool,
Teacher's Guide, and Teacher's
Resource Center
- **Class Audio CDs**
- **Teacher Cards**

CEFR*

B1

A2

A1

ISBN 978-0-19-404939-9



9 780194 049399

dehkhodaedu.com