

OXFORD

3


LET'S GO

5th Edition

STUDENT BOOK

دهخدا

موسسه زبان دهخدا
dekhodaedu.com



Ritsuko Nakata
Karen Frazier
Barbara Hoskins
Carolyn Graham

dekhodaedu.com

STUDENT BOOK

3
**LET'S
GO**
5th
Edition



Ritsuko Nakata

Karen Frazier

Barbara Hoskins

SONGS AND CHANTS BY
Carolyn Graham

OXFORD
UNIVERSITY PRESS

OXFORD

UNIVERSITY PRESS

198 Madison Avenue

New York, NY 10016 USA

Great Clarendon Street, Oxford, OX2 6DP, United Kingdom

Oxford University Press is a department of the University of Oxford.

It furthers the University's objective of excellence in research, scholarship,

and education by publishing worldwide. Oxford is a registered trade

mark of Oxford University Press in the UK and in certain other countries

© Oxford University Press 2018

The moral rights of the author have been asserted

First published in 2018

2022 2021 2020 2019 2018

10 9 8 7 6 5 4 3 2 1

No unauthorized photocopying

All rights reserved. No part of this publication may be reproduced, stored in a retrieval system, or transmitted, in any form or by any means, without the prior permission in writing of Oxford University Press, or as expressly permitted by law, by licence or under terms agreed with the appropriate reprographics rights organization. Enquiries concerning reproduction outside the scope of the above should be sent to the ELT Rights Department, Oxford University Press, at the address above

You must not circulate this work in any other form and you must impose this same condition on any acquirer

Links to third party websites are provided by Oxford in good faith and for information only. Oxford disclaims any responsibility for the materials contained in any third party website referenced in this work

ISBN: 9780194049481 (Student Book)

Printed in China

This book is printed on paper from certified and well-managed sources

ACKNOWLEDGMENTS

Cover illustration: Daniel Griffo

Back cover photograph: Oxford University Press building/David Fisher

Illustrations by: Scott, Angle: 19, 37(tl); Jared Beckstrand: 16(t), 17, 43(t), 54, 55; Bob Berry: 15, 51, 56, 74; Beccy Blake: 35, 45(t); Scott Burroughs: 26(t), 27, 38, 49(t); Reginald Butler: 23(t)(b), 42(t), 43(b), 62(t), 63(b), 67, 68(t), 69; Mircea Catusanu: 23(c), 60(t), 61; The Chickos: 8(t); Bill Dickson: 44(t), 45(b); Marion Eldridge: 72, 73; James Elston: 6(t), 24(t), 53; Kathi Ember: 36; Ken Gamage: 41(t); Michael Gardner: revisions on pages 28, 29, 34, 42, 43, 53, 54, 55, 56, 62; Michael Garland: 64(b); Daniel Griffo: cats on pages 4, 6, 8, 10, 12, 14, 16, 18, 22, 24, 26, 28, 30, 32, 34, 36, 40, 42, 44, 46, 48, 50, 52, 54, 58, 60, 62, 64, 66, 68, 70 and 72; Diane Hays: 13; Richard Hoyt: 32(t), 33; John Hom: 2, 3, 4, 6(b), 8(b), 12, 14(b), 16(b), 22, 24(b), 26(b), 30, 32(b), 34(b); Darryl Ligan: 18; Colleen Madden: 70(t), 71; Katie McDee: 9, 63(t); Janet McDonnell: 52(t); Keith Plechaty: globes on pages 19, 21, 37, 39, 57, 75 and map on page 29; Luciana Navarro Powell: 46; Jessie Reisch: 10, 11, 28, 29; Janet Skiles: 5; Apryl Stott: 31; Jim Talbot: 14(t), 40, 42(b), 44(b), 48, 50, 52(b), 58, 60(b), 62(b), 66, 68(b), 70(b); Jomike Tejido: 47; Chris Vallo: 25, 49(b), 59; Christina Wald: 64(t), 65; Jennifer Zivoin: 7, 20, 34(t), 41(b)

The publishers would like to thank the following for their kind permission to reproduce

photographs: P-fotography/Shutterstock pg. 19 (tie-dye); Morgan Lane Photography/Shutterstock pg. 21 (boy); Bob Balestri/istockphoto.com pg. 21 (school house); Monkey Business Images/Shutterstock pg. 21 (kids in classroom); Dennis Kitchen Studio, Inc./OUP pg. 21 (pencil); Sashkin/Shutterstock pg. 29 (alarm clock); Ross/Tom Stack Assoc/Alamy Stock Photo pg. 37 (mangrove tree frog); Photononstop/Alamy Stock Photo pg. 37 (flying frog); Tom Brakefield/Getty Images pg. 37 (African dwarf crocodile); Gelpi/Shutterstock pg. 39 (girl); Steve Bower/Shutterstock pg. 39 (beach); tropicdream/Shutterstock pg. 39 (whale); Koshevnyk/Shutterstock pg. 39 (stamp); EpicStockMedia/Shutterstock pg. 39 (water); Linda Johnsonbaugh/Shutterstock pg. 55 (dot background); Daniel Laflor/istockphoto.com pg. 57 (boy); Gelpi/Shutterstock pg. 57 (guitar); upthebanner/Shutterstock pg. 57 (Ireland coast); TRINACRIA PHOTO/Shutterstock pg. 57 (flute); MBI/Alamy pg. 75 (girl); guichaoua/Alamy pg. 75 (tourists); Dreamie/Shutterstock pg. 75 (CN Tower); VectorZilla/Shutterstock pg. 75 (Maple leaf); Dennis Kitchen Studio, Inc./OUP pg. 75 (pencil)

dekhodaedu.com



Table of Contents

Let's Remember	2
Unit 1 At School	4
Unit 2 Clothing	12
Let's Review Units 1 and 2	20
Unit 3 Places	22
Unit 4 Occupations	30
Let's Review Units 3 and 4	38
Unit 5 Activities	40
Unit 6 What Time Is It?	48
Let's Review Units 5 and 6	56
Unit 7 Yesterday and Today	58
Unit 8 My Home	66
Let's Review Units 7 and 8	74
Syllabus	76
Word List	78



Kate



Andy



Jenny



Scott



Ginger



Sam



Let's Talk



Let's Learn



Let's Learn More



Let's Read

Phonics

Phonics



Let's Review

dekhodaedu.com

Let's Remember

دهخدا

موسسه زبان دهخدا
dekhodaedu.com

A Listen, point, and say.  1.02

Cafe Blue

KIDS SHOP

What time is it?

I have a new game!

He's my teacher.

She's my doctor.

It's 12:30.

dekhodaedu.com

It's a sunny day!

He's going to the park.

This is Kate's umbrella.

Goodbye!

These are my favorite cookies!

See you later.

Unit 1

At School Let's Talk



A Listen and say. 1.03

Oh, no! I don't have any potato chips.

I think I have some.



Really? Can I have some?

Thanks! Do you want some grapes?

Sure. Help yourself!

Yes, please. Thanks!



 1.04

Can I have some?
Sure. Help yourself!

B Watch the video. denkhodaedu.com

C Practice the words. Make sentences.  1.05



1. popcorn



2. candy



3. peanuts



4. crackers



5. potato chips



I have some **popcorn**.
I don't have any **candy**.


D Listen and sing.  1.07 

No Popcorn

I have some candy,
I have some grapes,
but I don't have any popcorn.
No popcorn, no popcorn,
I don't have any popcorn!

Do you want some grapes?
I have some, but I don't
have any popcorn.
Do you want some peanuts?
I have some peanuts, but I don't
have any popcorn.

No popcorn, no popcorn,
I don't have any popcorn.
I want some popcorn, yes, I do.
I love popcorn!
I do, too!



Let's Learn



A Learn the words. 1.08



1. chalk



2. paint



3. tape



4. scissors



5. glue



6. paper



7. ribbon



8. string

B Ask and answer. 1.09



1.10

What does he have?

dekhodaedu.com

He She has some chalk.

C Make sentences.  I.11



She has some **tape**.

He doesn't have any **glue**.

D Watch, point, and sing.    I.13

Sue Doesn't Have Any Glue

Sue doesn't have any glue.
 Sue doesn't have any glue.
 Sue has some paper.
 Sue has some string.
 Sue has a bird,
 and it's learning to sing.
 Sue has some ribbon.
 Sue has some chalk.
 Sue has a dog,
 and it's learning to talk.

But Sue isn't happy.
 No, she's feeling blue.
 Sue doesn't have any glue. (Boo hoo!)
 Sue doesn't have any glue.



Let's Learn More



A Learn the words. 1.14



1. magnets



2. scissors



3. calculators



4. colored pencils




5. rubber bands



6. push pins



7. paint brushes



8. staplers

B Ask and answer. 1.15

Does she have any magnets?

Yes, she does.




1.16

Does she have any magnets?
denkhodaedu.com



Yes, she does.

No, she doesn't.

C Play a game. Ask your partner.  1.17

Do they have any **chalk**?

Yes, they do.
No, they don't.



D Make sentences.

He has some _____.

They have some _____.

She has some _____.

They don't have any _____.

dekhodaedu.com



I can do this lesson.



A Listen, point, and say.  1.18

bl

black



glass

gl



plate

pl



blue



glue



plant



B Listen, point, and chant.  1.19 


Big Black Butterfly

Quick! Look at the big **black** butterfly

Dancing on the little green **plant**!

Pick up your **glass**. Now he's on your **plate**!

He's on your **blue** **gloves**! He's beautiful!



C Listen and read along.  1.20

Sam's Plant



1 Sam has a little green plant.
He has a glass pot and a blue plate.



2 He puts the plant in the glass pot.
He puts the pot on the blue plate.



3 The plant is big. Oh, no!
Sam doesn't have any glue!



4 Sam puts the plant in a black pot.
The black pot is big!

D Listen and circle.  1.21

- | | | |
|------------------------------------|------------------|--------------------|
| 1. What color is the plate? | a. blue | b. black |
| 2. Does Sam have any glue? | a. Yes, he does. | b. No, he doesn't. |
| 3. Is the black pot big or little? | a. big | b. little |

dekhodaedu.com



I can do this lesson.

Unit 2

Clothing Let's Talk



A Listen and say. 1.22

Which hat do you like?



Which hat do you like?



What about this one?

Wow! I like that one!



We want these hats, please!



 1.23

Which hat do you like?

I like the red one.

I don't know.

B Watch the video. denkhodaedu.com

C Practice the words. Ask and answer.  1.24



1. striped



2. polka-dot



3. plaid



4. checked



1.25

Which hat do you like?

I like the **striped** one.

D Listen and chant.  1.26 



Red Plaid Hat

Which hat do you like?

I like the striped one.

Which one do you like?

I don't know.

What about this one?

It's OK, but oh! Look at that!

Look at that red plaid hat! Wow!

Look at that red plaid hat!

Look at that red plaid hat!



Which hat do you like?

I like the checked one.

Which one do you like?

I don't know.


What about this one?

It's OK, but oh! Look at that!

Look at that polka-dot hat! Wow!

Look at that pink polka-dot hat!

Look at that polka-dot hat!



Let's Learn



A Learn the words. 1.27



1. a blouse



2. a skirt



3. a dress



4. a shirt



5. pants



6. shorts




7. shoes



8. socks

B Ask and answer. 1.28



1.29

Wenxue.com

She's wearing a dress.

C Make sentences.  1.30

1.



2.



3.




4.



5.



6.



1.31

He's wearing a shirt
He's not wearing a skirt

They're wearing pants
They're not wearing shorts

D Watch, point, and sing.    1.32

Cowboy Boots

Cowboy boots from Dallas, Texas.
Cowboy boots from Dallas, Texas.
Cowboy boots from Dallas, Texas.
Everybody's wearing cowboy boots.

What's she wearing?

Cowboy boots.


What's he wearing?

Cowboy boots.

What are they wearing?

Cowboy boots.

Cowboy boots from Dallas, Texas.



dekhodaedu.com



I can do this lesson.

Unit 2 Clothing |

Let's Learn More



A Learn the words. 1.33



1. a T-shirt



2. a jacket



3. a sweater



4. a sweatshirt



5. jeans



6. pajamas



7. slippers



8. boots

B Ask and answer. 1.34


Whose jacket is this?

It's Scott's jacket.



Whose jeans are these?

They're Jenny's jeans.




1.35

Whose **jacket** is this?
It's **Scott's jacket**.

Whose **jeans** are these?
They're **Jenny's jeans**.

C Make sentences.  1.36



It's **her** jacket.

They're **her** boots.

D Ask and answer.  1.38



Is **his** sweater green?

Yes, it is.

No, it isn't.

Are **her** boots blue and white?

Yes, they are.

No, they aren't.



A Listen, point, and say.  1.40

br

brown



bread



gr

green



grapes



pr

pretty



prune



B Listen, point, and chant.  1.41 


Brown Bread for Breakfast

Brown **b**read for **b**reakfast!

Two **g**reen **g**rapes for lunch!

Brown **b**read for **b**reakfast!

Pretty little **p**runes for **b**runch!



Let's Review



A Listen and check. 1.44



A B C



A B C



A B C



A B C

B Listen and number. 1.45



dekhodaedu.com

C Let's Read About

Tony



My name is Tony. I live in the United States. I go to a small school. There are twelve students in my class. We use computers in class.



My school



My class

What about you?

Where do you live?

How many students are in your class?

New Word

live
students
class
computers

D Your turn. Write a letter to Tony.

Dear Tony,

My name is _____. I live in
_____. I go to a _____ school.
There are _____ students in my class.

Your friend,

dekhodaedu.com

Unit 3

Places Let's Talk



A Listen and say. 1.47

Excuse me. Where's the nurse's office?

It's next to the gym.
Follow me.

OK.

NURSE'S
OFFICE

Here's the nurse's office.

Thanks for your help.

You're welcome.

 1.48

Thanks for your help.
You're welcome.

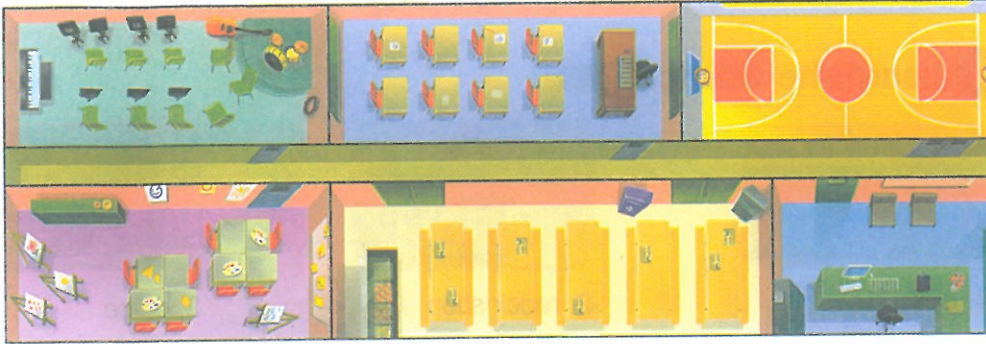
B Watch the video. denkhodaedu.com

C Practice the words. Ask and answer.  1.49

1. music room

2. classroom

3. gym



4. art room

5. lunchroom

6. office

Where's the **lunchroom**?

It's **next to** the **art room**.

It's **across from** the **classroom**.

It's **between** the **art room** and the **office**.





across from



between



next to

D Listen, point, and sing.  1.51 

Where's the Classroom?

Where's the classroom?

It's next to the gym.

Where's the classroom?

It's next to the gym.

Where's the gym?

It's next to the classroom.

Where's the classroom?

It's next to the gym.

Where's the music room?

It's across from the art room.

Where's the art room?

It's across from the music room.

Where's the lunchroom?

It's between the art room and the office.

Where's the office?

It's across from the gym.

dekhodaedu.com



I can do this lesson.

Let's Learn



A Learn the words. 1.52



1. clinic




2. repair shop



3. office



4. factory




5. store



6. bakery

B Ask and answer. 1.53



Where's he going?

He's going to the store.




denkhodaedu.com

Where's he going?

He's going to the store.

C Ask and answer.  1.55



Are they going to the office?
Yes, they are.
No, they aren't.

D Watch, point, and sing.    1.57

Where Are You Going?



Where are you going?

I'm going to the park.

Are you going with Tom?

No, I'm going with Mark.



Where is Sue going?

She's going to the store.

Is she going at three?

No, she's going at four.

Where is Jack going?

He's going to Brazil.

Is he going with Bob?

No, he's going with Bill.



Let's Learn More



A Learn the words. 1.58



1. by car



2. by bike



3. on foot



4. by bus



5. by taxi



6. by train

B Ask and answer. 1.59



How's he going to school?

He's going by bus.

دهخودا
موسسه زبان دهخدا
dekhodaedu.com



1.60

dekhodaedu.com
How's he going to school?

He's going by bus.


C Play a game. Ask your partner.  1.61

Where's **he** going?

He's going to the **factory**.

How's **he** going there?

He's going **by bus**.



D What about you?

How do you go to school?

How do you go to the park?

How do you go to the store?

dekhodaedu.com



I can do this lesson.



A Listen, point, and say.  1.62

cl

class



clock



fl

flower



fly



sl

sleep




slow



B Listen, point, and chant.  1.63 

Watch the Clock

Slow, not fast!
Sit, don't slide!
Watch the clock,
Not the fly!




C Listen and read along.  1.64

**At the
SAME
TIME**




1



Hi, how are you?


Marta lives in Peru.
At 9:00 a.m., she is in English class at school.

2



Josef and Marie live in Slovakia. It is 4:00 in the afternoon. They are flying kites at the park.

3



Li-Peng lives in Singapore. The clock by his bed reads 11:00 p.m. He is sleeping.

D Listen and circle.  1.65

- | | | |
|--------------------------------------|-------------------|---------------------|
| 1. What time is it in Peru? | a. 9:00 a.m. | b. 12:30 p.m. |
| 2. Are Josef and Marie flying kites? | a. Yes, they are. | b. No, they aren't. |
| 3. What is Li-Peng doing? | a. eating lunch | b. sleeping |



Unit 4

Occupations

Let's Talk



A Listen and say.




What does your father do?

He's a pilot.



My mother's an office worker.

I'm not sure!



Oh. What does an office worker do?



What does an office worker do?

I'm not sure!

B Watch the video. denkhodaedu.com

C Practice the words. Ask and answer.  1.68



1. a pilot



2. a zookeeper



3. an astronomer



4. a baseball player



What does your mother do?
She's a pilot.

D Listen, point, and sing.  1.70 

What Does Your Father Do?



What does your father do?

He's a pilot.

What does your mother do?


She's an astronomer.

What does your brother do?

He's an office worker.

What does an office worker do?

I'm not sure!



Let's Learn



A Learn the words. 1.71



1. a veterinarian



2. a mechanic



3. a salesclerk



4. a factory worker



5. a photographer



6. a baker

B Ask and answer. 1.72











1.73

What's his job?
dekhodaedu.com

He's a mechanic.

C Ask and answer.  1.74

1.  2.  3.  4. 

 1.75 

Is she a zookeeper?
Yes, she is.
No, she isn't.

D Watch and sing.   1.76

Jack's a Mechanic

Jack's a mechanic,
A very good mechanic.
He fixes cars all day
In the repair shop.



Jack fixes new ones.
Jack fixes blue ones.
He fixes old ones, too,
In the repair shop.

Jack's a mechanic,
A very good mechanic.
He fixes cars all day
In the repair shop.

Jack's a mechanic.
A very good mechanic.
He fixes cars all day.
He fixes cars all day.

dekhodaedu.com

Let's Learn More



A Learn the words. 1.77



1. help animals



2. fix cars



3. sell things



4. make things



5. take pictures



6. use a computer

B Ask and answer. 1.78

1 What does a veterinarian do?

2 A veterinarian helps animals.

3

4

 1.79



What does a **veterinarian** do?

A veterinarian helps animals.

dekhodaedu.com

help → helps
fix → fixes
sell → sells

make → make
take → take
use → use

C Play a game. Guess the job.  1.80

He works on a farm. He grows food.
Is he a farmer?



D Answer the questions.  1.81



1. Does a doctor fix cars?



2. Does a student teach teachers?

dekhodaedu.com



I can do this lesson.



A Listen, point, and say.  1.82

cr

fr



crab



crocodile



friends

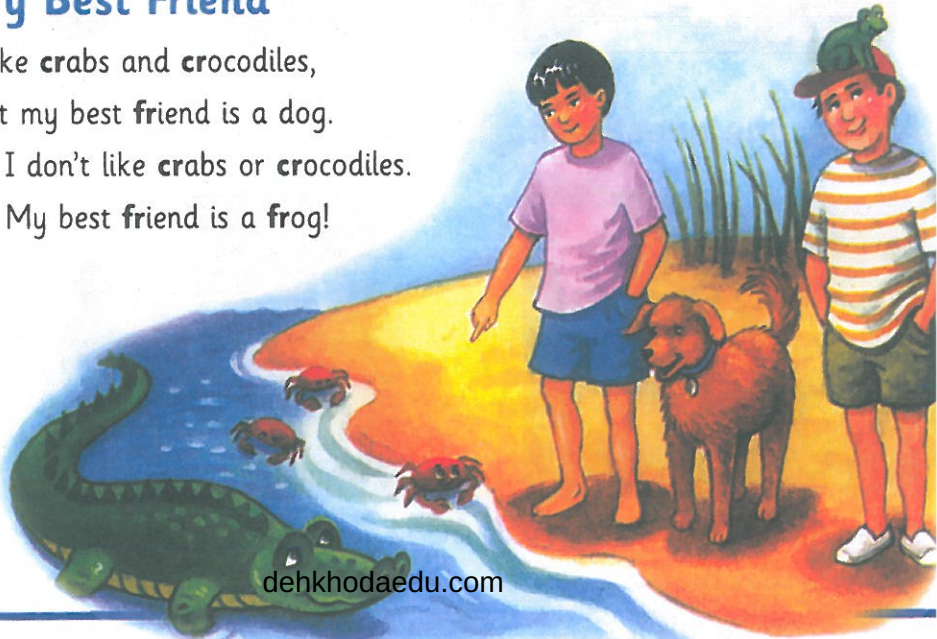


frog

B Listen, point, and chant.  1.83 

My Best Friend

I like crabs and crocodiles,
But my best friend is a dog.
I don't like crabs or crocodiles.
My best friend is a frog!




C Listen and read along.  1.84

Amazing Animals



ZOOKEEPER

2



Wallace's Flying Frog

This frog lives in trees, too. It can't fly, but it can jump between trees. It eats insects.

1


Mangrove Tree Crab



This crab doesn't live in water. It lives in trees! Its favorite food is leaves.

3

African Dwarf Crocodile



This crocodile is very small. It eats fish, birds, insects, and crabs.

D Listen and circle.  1.85

- Where does the crab live?
a. in water b. in trees
- Can the frog fly?
a. Yes, it can. b. No, it can't.
- What does the crocodile eat?
a. crabs and fish b. leaves and insects

dekhodaedu.com



I can do this lesson.

Let's Review



A Listen and check. 1.86



A B C



A B C



A B C



A B C

B Listen and number. 1.87



C Listen and check. 1.88



A B C



A B C

D Let's Read About

Shelly



My name is Shelly. I live in New Zealand. My summer vacation is in December and January. I go to the beach every day. Sometimes I can see whales. New Zealand is great!



What about you?

Where do you live?

Is your summer vacation in December or January?

Do you go to the beach every day?

New Words

summer vacation

December

January

beach

whales

E Your turn. Write a postcard to Shelly.

Hi Shelly,

My name is _____

I live in _____. My summer vacation is in _____.

I _____ every day. _____
_____ is great! dekhodaedu.com _____

Your friend,



مؤسسة زبان دهخدا
dekhodaedu.com



A Listen and say. 2.02

Can you play tomorrow?

Sorry, I can't. I'm busy on Saturday.



Oh. What about Sunday?
Can you play?

Great! See you on Sunday!



Yes, I can. I'm free.



2.03

Can you play tomorrow?

Sorry, I can't. I'm busy.

Yes, I can. I'm free.

B Watch the video. dekhodaedu.com

C Practice the words. Ask and answer. 2.04

Sunday	Monday	Tuesday	Wednesday	Thursday	Friday	Saturday
1	2	3	4	5	6	7

2.05

Can you play on **Sunday**?

Yes, I can.

No, I can't.

D Listen and sing. 2.06

Busy, Busy, Busy

Busy, busy, busy every day.

Busy, busy, busy, I can't play.

Are you busy Monday?

Yes, I am.

English classes, music classes

Monday, Tuesday, Wednesday, Thursday.

Are you busy Friday?

Yes, I am.

Friday is a busy day.

Are you busy Saturday?

Can you play?

No! Saturday's a very, very busy day.



Busy, busy, busy, I can't play!

I'm busy, busy every day,

but not on Sunday!

Sunday is my free day,

and I can play!



Let's Learn



A Learn the words. 2.07



1. art class



2. English class



3. music class



4. math class



5. swimming class



6. computer class

B Ask and answer. 2.08

What do you do on Monday?













I go to art class.



2.09

What do you do on Monday?
I go to art class.

C Ask and answer.  2.10

	1 Monday	2 Tuesday	3 Wednesday	4 Thursday	5 Friday
					
					



What does she do on Monday?
She goes to computer class.

D Watch, point, and chant.    2.12

What Do You Do on Monday?

What do you do on Monday?

I go to art class.

I go to art class every Monday.

Every Monday I go to art class.

Every day I paint and draw.

What do you do on Friday?

I go to swimming class.

I go to swimming class every Friday.

Every Friday I go to swimming class.

Every day I swim in the pool.

What do you do on Wednesday?

I go to music class.

I go to music class every Wednesday.

Every Wednesday I go to music class.

I play the piano every day.



Let's Learn More



A Learn the words. 2.13



1. play outside



2. take a nap



3. watch TV



4. go shopping



5. play video games



6. practice the piano

B Ask and answer. 2.14

What does he do on the weekend?

He plays outside.

Scott's Weekend	
Saturday	Sunday
1 play outside	4 go shopping
2 watch TV	5 take a nap
3 practice the piano	6 play video games




 2.15

What does he do on the weekend?

He **plays outside**.
dekhodaedu.com

play	→	plays
watch	→	watches
practice	→	practices
go	→	goes
take	→	takes

C Play a game. Yes or no?  2.16

Does **he** ride a bike on the weekend?





Yes, **he** does.

No, **he** doesn't.



D Ask your partner. Check (✓).  2.17

What do you do on the weekend?

	Do you _____ ?			
				
You				
Your partner				

dekhodaedu.com



I can do this lesson



A Listen, point, and say.  2.18

dr



draw



drum

tr



train



tree

B Listen, point, and chant.  2.19 


Play the Drum

Play the drum.

Draw the tree.


Hop on the train.

Drive carefully.



C Listen and read along.  2.20

DRUMS EVERY DAY




Trina plays drums. She goes to drum class on Tuesday. She goes by train.



She practices every day. Trina's mother says, "Please practice outside. The drum is very loud!"



On the weekend, Trina and her classmates play their drums in the park. They play under the trees.

D Listen and circle.  2.21

1. What does Trina do on Tuesday?
 - a. She goes to English class.
 - b. She goes to drum class.
2. Does Trina practice every day?
 - a. Yes, she does.
 - b. No, she doesn't.
3. What does Trina do on the weekend?
 - a. She plays drums in the park.
 - b. She draws in the park.



Unit 6

What Time Is It?

Let's Talk



Listen and say.

A




I'm hungry.

Me, too. When do you eat dinner?



At 5:30. What time is it now?



It's 5:45.

Oh, no! I'm late. Bye!

See you tomorrow!



I'm sorry I'm late.

That's OK.



I'm sorry I'm late.
That's OK.

B

Watch the video. denkhodaedu.com

C Practice the words. Ask and answer.  2.24



three fifteen
a quarter after three



three thirty
half past three



three forty-five
a quarter to four



four o'clock



What time is it?

It's **three fifteen**.

It's **a quarter after three**.

D Listen and sing.  2.26 

Three Fifteen

3:15.

A quarter after three.

3:15.

A quarter after three.

What time is it?

Please tell me.

It's fifteen minutes after three.

8:15.

A quarter after eight.

8:15.

A quarter after eight.

What time is it?

Are we late?

It's fifteen minutes after eight.

10:15.

A quarter after ten.

10:15.

A quarter after ten.

Let's all sing this song again.

It's fifteen minutes after ten.



dekhodaedu.com



I can do this lesson

Let's Learn



A Learn the words. 2.27

100%				
M	Tu	W	Th	F
<input checked="" type="checkbox"/>	<input checked="" type="checkbox"/>	<input checked="" type="checkbox"/>	<input checked="" type="checkbox"/>	<input checked="" type="checkbox"/>

1. always

80%				
M	Tu	W	Th	F
<input checked="" type="checkbox"/>	<input checked="" type="checkbox"/>	<input checked="" type="checkbox"/>	<input checked="" type="checkbox"/>	<input type="checkbox"/>

2. usually

40%				
M	Tu	W	Th	F
<input checked="" type="checkbox"/>	<input checked="" type="checkbox"/>	<input type="checkbox"/>	<input type="checkbox"/>	<input type="checkbox"/>


3. sometimes

0%				
M	Tu	W	Th	F
<input type="checkbox"/>	<input type="checkbox"/>	<input type="checkbox"/>	<input type="checkbox"/>	<input type="checkbox"/>

4. never

B Ask and answer. 2.28

What do you do on the weekend?



I always watch TV.



2.29



What do you do on the weekend?

I always watch TV.

C Ask and answer.  2.30

1.



2.



3.



4.



5.



6.



2.31

What does **he** do on the weekend?

He sometimes watches TV.

D Watch and chant.    2.32

Ben Rides His Bike to School



Ben rides his bike to school.

Ben always rides.

He never walks. He always rides.

Ben always rides.

Amy usually walks to school.

Amy usually walks.

Sometimes she rides or takes the bus
but Amy usually walks.

Wendy rides her bike to school.

Wendy usually rides.


Sometimes she walks or takes the bus,
but Wendy usually rides.

David always walks to school.

David never rides.

He always walks. He never rides.

David never rides.



I can do this lesson.

Let's Learn More



A Learn the words. 2.33



1. play tennis



2. read e-mail



3. do gymnastics



4. study English



5. do homework




6. practice karate

B Ask and answer. 2.34

When does she play tennis?

She usually plays tennis after school.



2.35

When does she **play tennis**?

She usually **plays tennis** after school.

read	→	reads
do	→	does
study	→	studies

C Ask your partner. Check (✓).  2.36

1. Do you ride your bike after school?



	Always	Usually	Sometimes	Never
You				
Your Partner				

2. Do you read e-mail after school?



	Always	Usually	Sometimes	Never
You				
Your Partner				

3. Do you take a nap after school?



	Always	Usually	Sometimes	Never
You				
Your Partner				

4. Do you do homework after school?



	Always	Usually	Sometimes	Never
You				
Your Partner				



2.37

Do you **ride your bike** after school?

Yes, I	always	ride my bike.
	usually	
	sometimes	

No, I never **ride my bike**.

D What about you?

Do you cook on the weekend?

When do you study English?

What do you usually do after school?



I can do this lesson.

dekhodaedu.com



A Listen, point, and say.  2.38

sw



swim



swings

st



student



study

B Listen, point, and chant.  2.39 


She Loves to Study

She's a **strong student**.

She loves to **study**.

He's a **strong swimmer**.

He loves to **swim**.



C Listen and read along.  2.40

Stacy's Day



1 Stacy is a busy student. She always reads e-mail before school. She goes to school at 8:00.




2

Stacy studies English at school. Sometimes she studies in her classroom. Sometimes she studies on the swings.



3

After school, Stacy usually goes to swim practice. She always does her homework at night. Then she watches TV.


D Listen and circle.  2.41

1. What time does Stacy go to school?
a. at 7:45 b. at 8:00
2. Does Stacy study English on the swings?
a. Yes, she does. b. No, she doesn't.
3. When does Stacy usually go to swim practice?
a. before school b. after school

Let's Review




A Listen and check. 2.42

1.   

A B C

2.   


A B C

3.   

A B C

4.   



A B C

5.   



A B C

6.   

A B C

7.  

A B

8.  

A B

B Let's Read About

Kevin


My name is Kevin. I live in Ireland.
My family likes music. My father plays
the guitar. My mother plays the flute.
I play the violin. My sister dances.
We usually practice every day.



guitar



flute



What about you?

Do you like music?

Do you usually practice after school?

New Words

guitar
flute

C Your turn. Write an e-mail to Kevin.

Hi, Kevin!

My name is _____. I live in
_____. I like _____. I play the
_____. I usually practice _____.

Bye!

Unit 7


Yesterday and Today

Let's Talk



A Listen and say. 2.44

Where were you yesterday?




I was at the beach.

How was it?





It was fun!

How was the weather?



It was sunny and warm.

How about you?



We were at the zoo!

 2.45

How was it?
It was fun!

B Watch the video.

 dekhodaedu.com

C Practice the words. Ask and answer.  2.46



1. at the zoo



2. at the store



3. at the beach



Where were you yesterday?

I was **at the zoo**.

D Listen and sing.  2.48 

Where Were You at Two?

Where were you at two?

I was at the zoo.

Where were you at three?

I was in a tree.

Where were you at four?

We were at the store.

Where were you at five o'clock?

I was on a great big rock.



Where was he at two?

He was at the zoo.

Where was she at three?

She was in a tree.

Where were they at four?

They were at the store.

Where was Jack? Where was Ray?

They were here all day.



I can do this lesson. dekhodaedu.com

Let's Learn



A Learn the words. 2.49



1. sunny



2. rainy



3. cloudy



4. snowy



5. breezy



6. stormy




7. chilly



8. foggy

B Make sentences. 2.50

It was sunny on Sunday.



It's cloudy today.




2.51

It was **sunny** on **Sunday**.
dekhodaedu.com
It's **cloudy** today.

is → was

C Ask your partner.  2.52



2.53

How was the weather on **Sunday**?
It was **cloudy**.

How's the weather today?
It's **snowy**.

D Watch, point, and sing.    2.54

How Was the Weather Yesterday?

How was the weather yesterday?
Rainy, it was rainy.

How is the weather today?
It's sunny today. Hooray!

How was the weather yesterday?
Stormy, it was stormy.

How is the weather today?
It's sunny today. Hooray!

How was the weather yesterday?
Snowy, it was snowy.

How is the weather today?
It's sunny today. Hooray!

How was the weather yesterday?
Foggy, it was foggy.

How is the weather today?
It's sunny today. Hooray!



Let's Learn More



A Learn the words. 2.55



1. restaurant



2. movie theater



3. mall



4. amusement pa



5. circus



6. hospital




7. library




8. airport

B Ask and answer. 2.56




Where were you yesterday?



I was at the circus.



Where were you yesterday?



I was at the airport



denkhodaedu.com

Where were you yesterday?

I was at the **circus**.

C Play a game. Ask your partner.  2.58











Where was **she** at 1:00?
She was **at the restaurant**.

Where is **she** now?
She's **at home**.

library, hospital, restaurant, mall, amusement park, circus, home, home

NOW: HOME

D Ask and answer.  2.59

	1		2		3		4	
	gym	9:45 ✓	music room	11:15 ✗	lunchroom	12:30 ✓	art room	1:45 ✓
	5		6		7		8	
	art room	9:30 ✓	computer room	11:00 ✓	lunchroom	12:00 ✗	library	2:30 ✓

 2.60 

Was **he** in the **lunchroom** at 12:00?
Yes, **he** was.
No, **he** wasn't.





A Listen, point, and say.  2.61

sk



sky



skylark

sn



snowflake



snake

B Listen, point, and chant.  2.62 


Snowflakes and Skylarks

Snowflakes falling, **sn**ow in the **sk**y!

Skylarks flying, look at them fly!

Fall, **sn**owflakes! Fly, **sk**ylarks!

Snowflakes, **sk**ylarks, look at the **sk**y!



C Listen and read along.  2.63

WHAT WERE THEY BEFORE?



The sky is cloudy, and it is snowing.
These are snowflakes.
What were they before?
They were water!




2



This is a skylark. It sometimes sings pretty songs.
What was it before?
It was an egg!



3



This is a snake. It is long and lives in trees.
What was it before?
It was an egg, too!



D Listen and circle.  2.64

- | | | |
|-----------------------------|------------------|-----------------|
| 1. Were snowflakes water? | a. Yes. | b. No. |
| 2. Can a skylark sing? | a. No, it can't. | b. Yes, it can. |
| 3. Where does a snake live? | a. in a tree | b. on a rock |



Unit 8

My Home Let's Talk



A Listen and say. 2.65



I hope we find it!
Me, too!

B Watch the video. dekhodaedu.com

C Practice the words. Ask and answer.  2.67



1. bedroom



2. living room



3. bathroom



4. dining room



5. kitchen



6. garage



2.68

Where's the skateboard?
It's in the **bedroom**.

D Listen, point, and chant.  2.69 

Where's the Bed?

Where's the bed?

It's in the bedroom.

Is this the bedroom?

Yes, it is.



Where's the stove?

It's in the kitchen.

Is this the kitchen?

Yes, it is.



Where's the bathtub?

It's in the bathroom.

Is this the bathroom?

Yes, it is.



Where's the sofa?

It's in the living room.

Is this the living room?

Yes, it is.



Let's Learn



A Learn the words. 2.70



1. a skateboard



2. a scooter



3. a unicycle



4. a sled



5. a snowboard



6. skis



7. in-line skates




8. ice skates

B Make sentences. 2.71

I can't find my skateboard.

It was in the garage yesterday.



2.72

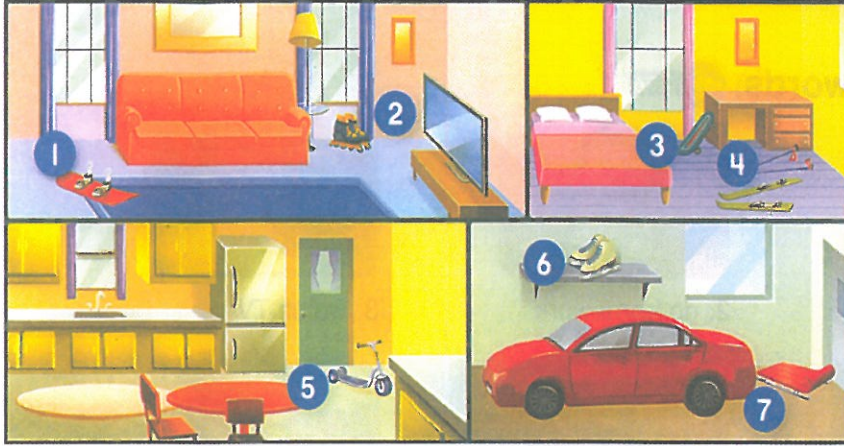
I can't find my **skateboard**.

denkhodaedu.com

It was in the garage yesterday.

C Ask and answer. 2.73

Yesterday



Today



2.74

Where was the **snowboard**?
It was in the **living room**.

Where were the **skis**?
They were in the **bedroom**.

D Watch and sing. 2.75


Where's My Skateboard?

Skateboard, scooter,
In-line skates.
Skateboard, scooter,
In-line skates.



Where's my skateboard?
I can't find it.
It was in the living room yesterday.

Is it in the kitchen?
No, it isn't.
Is it in the bedroom?
No, it isn't.
Was it in the living room?
Yes, it was,
but it's not in the living room now.



Let's Learn More



A Learn the words. 2.76



1. eat breakfast



2. do homework



3. watch TV



4. talk on the phone



5. play a video game



6. ride a bike

B Make sentences. 2.77

What did you do yesterday?



I ate breakfast.

 2.78



What did you do yesterday?

I ate breakfast.

eat	→	ate	talk	→	talked
do	→	did	play	→	played
watch	→	watched	ride	→	rode

C Play a game. Ask your partner.  2.79

Did he **practice the piano**?

Yes, he did.

No, he didn't.



D What about you?

What did you eat yesterday?

What did you do on Sunday?

Did you do homework this weekend?

dekhodaedu.com

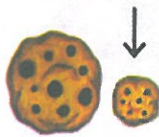


I can do this lesson.



A Listen, point, and say.  2.80

sm



small



smile

sc



scary



scooter

B Listen, point, and chant.  2.81 


I'm a Small Scooter

I'm a **small** scooter, not a big bike.

I love **small** scooters, not **scary** bikes.

I like **small** bunnies. Hop on, let's go!

Come on, little bunny, **smile**!



C Listen and read along.  2.82

LAST SATURDAY




Last Saturday Rob went to Ali's house. They played outside. They rode their scooters.



Last Saturday Monica and Lee ate lunch at the park. They ate big sandwiches and small scones.



Last Saturday Lynn and Hal played video games. They like scary games!

D Listen and circle.  2.83

- | | | |
|--|-------------------|---------------------|
| 1. Where did Rob go last Saturday? | a. to the zoo | b. to Ali's house |
| 2. Were the scones big or small? | a. big | b. small |
| 3. Did Lynn and Hal play a scary game? | a. Yes, they did. | b. No, they didn't. |

dekhodaedu.com



I can do this lesson.

Let's Review



A Listen and check. 2.84

1.
 A B C

2.
 A B C


3.
 A B C

4.
 A B C

5.
 A B C

6.
 A B C

B Listen and number. 2.85



C Let's Read About

Melissa

My name is Melissa. I live in Canada.
My mother is a tour guide. She helps
tourists see our country. Sometimes I
help my mother. I like to help tourists, too.



tourists



CN Tower

What about you?

Do you help your mother and father?
Do you help tourists?

New Words

tour guide
tourists
country

D Your turn. Write a letter to Melissa.


Dear Melissa,

My name is _____. I live in _____.

My _____ is a _____.
_____ Sometimes I help, too.

Your friend,

dekhodaedu.com



Let's Go 3 Syllabus

Let's Remember

What time is it? I have a new game!
 It's 12:30. This is Kate's umbrella.
 She's my doctor. He's going to the park.

These are my favorite!
 It's a sunny day!
 See you later.

Let's Talk	Let's Learn	Let's Learn More	Let's Read
Unit 1 At School			
<p>Conversation: Oh, no! I don't have any potato chips! I think I have some. Can I have some? Sure. Help yourself! Thanks! Do you want some grapes? Yes, please.</p> <p>Snacks: popcorn, candy, peanuts, crackers, potato chips</p> <p>Song: No Popcorn</p>	<p>School Items: chalk, paint, tape, scissors, glue, paper, ribbon, string</p> <p>Language: What does he/she have? He/She has some chalk. He/She doesn't have any glue.</p> <p>Song: Sue Doesn't Have Any Glue</p>	<p>School Items: magnets, scissors, calculators, colored pencils, rubber bands, push pins, paint brushes, staplers</p> <p>Language: Does he/she have any magnets? Do they have any chalk?</p>	<p>Phonics</p> <p>Bb bl black, blue gl glass, glue pl plate, plant</p> <p>Phonics Chant: Big Black Butterfly</p> <p>Story: Sam's Plan</p>
Unit 2 Clothing			
<p>Conversation: Which hat do you like? I like the red one. I don't know. What about this one? Wow! I like that one! We want these hats, please!</p> <p>Patterns: striped, polka-dot, plaid, checked</p> <p>Chant: Red Plaid Hat</p>	<p>Clothing: a blouse, a skirt, a dress, a shirt, pants, shorts, shoes, socks</p> <p>Language: What's she wearing? She's wearing a dress. He's wearing a shirt. He's not wearing a skirt. They're wearing pants. They're not wearing shorts.</p> <p>Song: Cowboy Boots</p>	<p>Clothing: a T-shirt, a jacket, a sweater, a sweatshirt, jeans, pajamas, slippers, boots</p> <p>Language: Whose jacket is this? It's Scott's jacket. Whose jeans are these? They're Jenny's jeans. It's her jacket. They're her boots. Is his sweater green? Are her boots blue and white?</p>	<p>Phonics</p> <p>br brown, bread gr green, grapes pr pretty, prune</p> <p>Phonics Chant: Brown Bread for Breakfast</p> <p>Story: A New Shirt</p>
Let's Review Units 1 and 2			
Unit 3 Places			
<p>Conversation: Excuse me. Where's the nurse's office? It's next to the gym. Follow me. Here's the nurse's office. Thanks for your help. You're welcome.</p> <p>Rooms: music room, classroom, gym, art room, lunchroom, office, across from, between, next to</p> <p>Song: Where's the Classroom?</p>	<p>Places: clinic, repair shop, office, factory, store, bakery</p> <p>Language: Where's he going? He's going to the store. Are they going to the office?</p> <p>Chant: Where Are You Going?</p>	<p>Transportation: by car, by bike, on foot, by bus, by taxi, by train</p> <p>Language: How's he going to school? He's going by bus. Where's he going? He's going to the factory. How's he going there? He's going by bus.</p>	<p>Phonics</p> <p>cl class, clock fl flower, fly sl sleep, slow</p> <p>Phonics Chant: Watch the Clock</p> <p>Story: At the Same Time</p>
Unit 4 Occupations			
<p>Conversation: What does your father do? He's a pilot. My mother's an office worker. Oh. What does an office worker do? I'm not sure!</p> <p>Occupations: a pilot, a zookeeper, an astronomer, a baseball player</p> <p>Song: What Does Your Father Do?</p>	<p>Occupations: a veterinarian, a mechanic, a salesclerk, a factory worker, a photographer, a baker</p> <p>Language: What's his job? He's a mechanic. Is she a zookeeper?</p> <p>Song: Jack's a Mechanic dekhodaedu.com</p>	<p>What People Do: help animals, fix cars, sell things, make things, take pictures, use a computer</p> <p>Language: What does a veterinarian do? A veterinarian helps animals. He works on a farm. He grows food. Is he a farmer?</p>	<p>Phonics</p> <p>cr crab, crocodile fr friends, frog</p> <p>Phonics Chant: My Best Friend</p> <p>Story: Amazing Animals</p>
Let's Review Units 3 and 4			



Let's Talk	Let's Learn	Let's Learn More	Let's Read
------------	-------------	------------------	------------

Unit 5 Activities

<p>Conversation: Can you play tomorrow? Sorry, I can't. I'm busy on Saturday. What about Sunday? Can you play? Yes. I'm free. See you on Sunday!</p> <p>Days of the Week: Sunday, Monday, Tuesday, Wednesday, Thursday, Friday, Saturday</p> <p>Song: Busy, Busy, Busy</p>	<p>Classes: art class, English class, music class, math class, swimming class, computer class</p> <p>Language: What do you do on Monday? I go to art class. What does she do on Monday? She goes to computer class.</p> <p>Chant: What Do You Do on Monday?</p>	<p>Activities: play outside, take a nap, watch TV, go shopping, play video games, practice the piano</p> <p>Language: What does he do on the weekend? He plays outside. Does he ride a bike on the weekend?</p>	<p style="text-align: center;">Phonics</p> <p>dr draw, drum tr train, tree</p> <p>Phonics Chant: Play the Drum</p> <p>Story: Drums Every Day</p>
---	--	---	---

Unit 6 What Time Is It?

<p>Conversation: I'm hungry. Me, too. When do you eat dinner? At 5:30. What time is it now? It's 5:45. Oh, no! I'm late. Bye! See you tomorrow! I'm sorry I'm late. That's OK.</p> <p>Time: three fifteen/a quarter after three, three thirty/half past three, three forty-five/a quarter to four, four o'clock</p> <p>Song: Three Fifteen</p>	<p>Routines: always, usually, sometimes, never</p> <p>Language: What do you do on the weekend? I always watch TV. What does he do on the weekend? He sometimes watches TV.</p> <p>Chant: Ben Rides His Bike to School</p>	<p>Activities: play tennis, read e-mail, do gymnastics, study English, do homework, practice karate</p> <p>Language: When does she play tennis? She usually plays tennis after school. Do you ride your bike after school?</p>	<p style="text-align: center;">Phonics</p> <p>sw swim, swings st student, study</p> <p>Phonics Chant: She Loves to Study</p> <p>Story: Stacy's Day</p>
---	--	--	---

Let's Review Units 5 and 6

Unit 7 Yesterday and Today

<p>Conversation: Where were you yesterday? I was at the beach. How was it? It was fun! How was the weather? It was sunny and warm. How about you? We were at the zoo!</p> <p>Places: at the zoo, at the store, at the beach</p> <p>Song: Where Were You at Two?</p>	<p>Weather: sunny, rainy, cloudy, snowy, breezy, stormy, chilly, foggy</p> <p>Language: It was sunny on Sunday. It's cloudy today. How was the weather on Sunday? It was cloudy. How's the weather today? It's snowy.</p> <p>Song: How Was the Weather Yesterday?</p>	<p>Places: restaurant, movie theater, mall, amusement park, circus, hospital, library, airport</p> <p>Language: Where were you yesterday? I was at the circus. Where was she at 1:00? She was at the restaurant. Where is she now? She's at home. Was he in the lunchroom at 12:00?</p>	<p style="text-align: center;">Phonics</p> <p>sk sky, skylark sn snowflake, snail</p> <p>Phonics Chant: Snowflakes and Skis</p> <p>Story: What Were They Before?</p>
--	--	---	---

Unit 8 My Home

<p>Conversation: What are you doing? I'm looking for my skateboard. Where was it yesterday? It was in my bedroom! It's not here. I hope we find it! Me, too!</p> <p>Places: bedroom, living room, bathroom, dining room, kitchen, garage</p> <p>Chant: Where's the Bed?</p>	<p>Sports: a skateboard, a scooter, a unicycle, a sled, a snowboard, skis, in-line skates, ice skates</p> <p>Language: I can't find my skateboard. It was in the garage yesterday. Where was the snowboard? It was in the living room. Where were the skis? They were in the bedroom.</p> <p>Song: Where's My Skateboard?</p>	<p>Activities: eat breakfast, do homework, watch TV, talk on the phone, play a video game, ride a bike</p> <p>Language: What did you do yesterday? I ate breakfast. Did he practice the piano?</p>	<p style="text-align: center;">Phonics</p> <p>sm small, smile sc scary, scooter</p> <p>Phonics Chant: I'm a Small Scooter</p> <p>Story: Last Saturday</p>
--	--	--	--

Let's Review Units 7 and 8

Word List

A

a.m.	29
across from	23
after	49
again	49
airport	62
always	50
amazing	37
amusement park	62
any	4
art room	23
astronomer	31
ate	70

B

baker	32
bakery	24
baseball player	31
bathroom	67
beach	39
beautiful	10
bedroom	66
between	23
blouse	14
blue	7
boots	16
breakfast	18
breezy	60
brunch	18
bunnies	72
bunny	72
bus	26
busy	40
but	5
butterfly	10
by	26
bye	48

C

calculators	8
candy	5
carefully	46
chalk	6
checked	13
chilly	60
circus	62
class	21
classroom	23
clinic	24
cloudy	60
colored pencils	8
colors	19
come on	72
computers	21
cook	53
country	75
cowboy boots	15
crab	36
crackers	5
crocodile	36

D

day	33
December	39
did	70

dining room	67
dinner	48
do gymnastics	52
do homework	52
doing	29
draw	43
dress	14
drum	46

E

egg	65
every day	39
excuse me	22

F

factory	24
factory worker	32
falling	64
farmer	35
fifteen	49
finished	19
fix cars	34
flute	57
foggy	60
follow	22
forty-five	49
free	40
Friday	41
fun	58

G

garage	66
glass	10
gloves	10
glue (noun)	6
go shopping	44
going	24
grapes	4
great	39
grows	35
guitar	57
gym	22

H

half	49
happy	7
has	6
hat	12
have	4
help	4
help animals	34
here's	22
hooray	61
hope	66
hospital	62

I

ice skates	68
in-line skates	68

J

jacket	16
January	39
jeans	16
job	32

K

kitchen	67
---------	----

L

last	73
late	48
learning	7
leaves	19
library	62
live	21
living room	67
loud	47
loves	54
lunch	18
lunchroom	23

M

magnets	8
make things	34
mall	62
math	42
me	48
mechanic	32
Monday	41
movie theater	62
music room	23

N

never	50
next to	22
nurse's office	22

O

o'clock	49
office	24
office worker	30
on foot	26
outside	47

P

p.m.	29
paint (noun)	6
paint brushes	8
pajamas	16
pants	14
paper	6
past	49
peanuts	5
photographer	32
piano	43
pick up	10
pilot	31
plaid	13
plant	10
plate	10
play	40
played	70
play outside	44
play tennis	52
play video games	44
please	4
polka-dot	13
pool	43
pot	11
potato chips	4

practice	44
practice karate	52
practice the piano	44
prune	18
push pins	8

Q

quarter	49
quick	10

R

rainy	60
read e-mail	52
repair shop	24
restaurant	62
ribbon	6
ride a bike	70
rock	59
rode	70
rubber bands	8

S

salesclerk	32
sandwiches	73
Saturday	40
scary	72
scissors	6
scones	73
scooter	68
sell things	34
shirt	14
shoes	14
shorts	14
skateboard	66
skirt	14
skis	68
sky	64
skylark	64
sled	68
slide	28
slippers	16
slow	28
small	21
smile	72
snake	64
snowboard	68
snowflake	64
snowing	65
snowy	60
socks	14
some	4
sometimes	50
song	49
sorry	40
staplers	8
store	24
stormy	60
string	6
striped	13
strong	54
students	21
study English	52
summer vacation	39
Sunday	40
sunny	58
sure	4

sweater
sweatshirt
swimmer
swings

T

T-shirt
take a nap
take pictures
talked
tape
tea
teach
tell
thanks
that
them
then
they're
think
thirty
this
three
Thursday
time
tomorrow
tour guide
tourists
trees
Tuesday
twelve

U

unicycle
use
usually

V

veterinarian
--------------	-------

W

warm
was
watch TV
watched
watches
water
wearing
weather
Wednesday
weekend
were
whales
when
where's
which
whose
works
wow

Y

yesterday
you're welcome
yourself

Z

zookeeper
-----------	-------

3

LET'S GO

5th Edition

 **Class Audio**


Find the audio tracks on Online Play:
www.oup.com/elt/letsgo



Oxford University Press is the world's authority on the English language.

As part of the University of Oxford, we are committed to furthering English language learning worldwide.

We continuously bring together our experience, expertise and research to create resources such as this one, helping millions of learners of English to achieve their potential.



دهخدا
موسسه زبان دهخدا
dekhodaedu.com

OXFORD
UNIVERSITY PRESS

dekhodaedu.com

LET'S
GO
5th Edition



Let's talk. Let's learn. Let's Go!

Energize your English classes with the trusted methodology of **LET'S GO**.

LET'S GO is full of fun, collaborative activities that get students talking in English from the very beginning.

- NEW** **Animated videos:** conversations, songs, and chants create excitement in class and motivate students to speak in English
- NEW** **Teacher's Resource Center:** Online Practice and an extensive online library of easy-to-access teaching resources help get the most out of each class
- NEW** **Can-do statements:** can-do statements with supporting activities allow students to measure their progress
- NEW** **Reading texts:** engaging texts build students' confidence in phonics and reading comprehension
- NEW** **Let's Begin series:** a two-level introductory course provides the perfect building blocks for learning English

Students

- **Student Book**
- **Workbook**
Online Practice
- **Online Play**
Student's Website

Teachers

- **Teacher's Pack**
Classroom Presentation Tool,
Teacher's Guide, and Teacher's
Resource Center
- **Class Audio CDs**
- **Teacher Cards**

CEFR

B1

A2

A1

ISBN 978-0-19-404948-1

