

OXFORD

4

LET'S GO

5th Edition

STUDENT BOOK



موسسه زبان دهخدا
dekhodaedu.com



Ritsuko Nakata
Karen Frazier
Barbara Hoskins
Carolyn Graham

dekhodaedu.com

STUDENT BOOK

4
**LET'S
GO** 5th Edition



Ritsuko Nakata

Karen Frazier

Barbara Hoskins

SONGS AND CHANTS BY
Carolyn Graham

OXFORD
UNIVERSITY PRESS

OXFORD
UNIVERSITY PRESS

198 Madison Avenue
New York, NY 10016 USA
Great Clarendon Street, Oxford, OX2 6DP, United Kingdom

Oxford University Press is a department of the University of Oxford.
It furthers the University's objective of excellence in research, scholarship,
and education by publishing worldwide. Oxford is a registered trade
mark of Oxford University Press in the UK and in certain other countries

© Oxford University Press 2018

The moral rights of the author have been asserted

First published in 2018

2022 2021 2020 2019 2018

10 9 8 7 6 5 4 3 2 1

No unauthorized photocopying

All rights reserved. No part of this publication may be reproduced, stored
in a retrieval system, or transmitted, in any form or by any means, without
the prior permission in writing of Oxford University Press, or as expressly
permitted by law, by licence or under terms agreed with the appropriate
reprographics rights organization. Enquiries concerning reproduction outside
the scope of the above should be sent to the ELT Rights Department, Oxford
University Press, at the address above

You must not circulate this work in any other form and you must impose this
same condition on any acquirer

Links to third party websites are provided by Oxford in good faith and for
information only. Oxford disclaims any responsibility for the materials
contained in any third party website referenced in this work

ISBN: 9780194049603 (Student Book)

Printed in China

This book is printed on paper from certified and well-managed sources

ACKNOWLEDGMENTS

Cover illustration: Daniel Griffo

Back cover photograph: Oxford University Press building/David Fisher

Illustrations by: Virginia Allyn: 2, 3, 4, 6(b), 8(b), 12, 14(b), 16(b), 22, 24(b), 26(b),
30, 32(b), 34(b), 40, 42(b), 44(b), 48, 49(t), 50(b), 52(b), 58, 60(b), 62(b), 66, 68(b),
70(b); Ron Berg: 11(t); Bob Berry: 14(t), 15, 44(t), 45, 59, 68(t), 69(t); Robin
Boyer: 8(t), 9, 61(t); Mircea Catusanu: 31, 50(t), 62(t), 63; Chi Chung: 29; Gary
Colby: 6(t), 7(b); Daniel DelValle: 73; Bill Dickson: 5, 16(t), 32(t), 33, 51, 56, 74;
Kathi Ember: 28, 36; Michael Gardner: revisions on pages 18, 22, 26, 27, 30, 31,
35, 41, 45, 68, 69, 71; Michael Garland: 54(b), 64; Daniel Griffo: cats on pages
4, 6, 8, 10, 12, 14, 16, 18, 22, 24, 26, 28, 30, 32, 34, 36, 40, 42, 44, 46, 48, 50,
52, 54, 58, 60, 62, 64, 66, 68, 70 and 72; Richard Hoit: 24(t), 25(t), 67; Darryl
Ligasan: 60(t), 61(b); Tammie Lyon: 54(t); Colleen Madden: 17, 43; Gustavo
Mazali: 21, 39, 57, 75; Katie McDee: 27, 35(t), 53, 71; Dan McGeehan: 25(b),
34(t), 35(b), 42(t); Kathryn Mitter: 10; John Nez: 7(t), 26(t), 70(t); Keith Plechaty:
globes on pages 11, 19, 29, 55, 65 and 73; Maria Rabinky: 55; Merrill Rainey:
13, 20, 38; Francesco Satalucia: 52(t); Robert Schuster: 23; Don Tate: 18, 46, 72;
Jason Wolff: 41; Jennifer Zivoin: 49(b), 69(b)

The publishers would like to thank the following for their kind permission to reproduce
photographs: PCL/Alamy, pg. 9 (girl); WaterFrame/Alamy, pg. 9 (whale);
Dellnesco/Alamy, pg. 9 (girl photographing); J&L Images/Getty Images,
pg. 9 (dolphin); Douglas Peebles Photography/Alamy, pg. 9 (flowers);
Traveler/Shutterstock, pg. 11 (sheep); muzsy/Shutterstock, pg. 11 (soccer);
jackhollingsworthcom, LLC/Shutterstock, pg. 11 (boy); sculpiess/Shutterstock,
pg. 21 (Egyptian pyramid); Jozef Sedmak/Shutterstock, pg. 21 (Louvre);
Dmitry Rukhlenko/Shutterstock, pg. 21 (Mayan pyramid); Valueline /
Punchstock, pg. 29 (girl); Biosphoto/Superstock, pg. 37 (duck); Edwin Butter/
Shutterstock, pg. 37 (ducklings); Design Pics Inc/Alamy, pg. 37 (skunk); Daniel
J. Cox/Getty Images, pg. 37 (skunk and dog); Andrej Glucks/Shutterstock,
pg. 39 (waterfall with kayak); Mikhail Nekrasov/Shutterstock, pg. 39
(small waterfall); arinahabich/123RF, pg. 47 (boy cooking); Winan Phanrit/
Alamy, pg. 47 (breakfast); William Collins/123RF, pg. 47 (French toast);
Mariusz S. Jurgielewicz/Shutterstock, p. 57 (Carlsbad Cavern); Josemaria
Toscano/Shutterstock, p. 57 (Grand Canyon); Mark Smith/Shutterstock, p.
57 (rock formation); gregs/Shutterstock, p. 57 (Blue cave); Tracy Whiteside/
Shutterstock, pg. 65 (Girl); Knud Nielsen/Shutterstock, pg. 65 (Danish Queen);
Pep Roig/Alamy, pg. 65 (street scene); imagebroker / Alamy, pg. 65 (band);
wavebreakmedia/Shutterstock, pg. 73 (boy); INTERFOTO/Alamy, pg. 73 (farm);
Paul Prescott/Shutterstock, p. 73 (tree climber); Kinzie Reihm/Getty Images,
pg. 73 (painted coconuts)



موسسه زبان دهخدا
dehkhodaedu.com

Table of Contents

Let's Remember	2
Unit 1 The Great Outdoors	4
Unit 2 Hopes and Dreams	12
Let's Review Units 1 and 2	20
Unit 3 Birthdays	22
Unit 4 School	30
Let's Review Units 3 and 4	38
Unit 5 Outdoors and Indoors	40
Unit 6 People	48
Let's Review Units 5 and 6	56
Unit 7 Future Plans	58
Unit 8 Work and Play	66
Let's Review Units 7 and 8	74
Syllabus	76
Word List	78



Kate



Andy



Jenny



Scott



Ginger



Sam



Let's Talk



Let's Learn



Let's Learn More



Let's Read

Phonics

Phonics



Let's Review



موسسه زبان دهخدا
dehkhodaedu.com

Let's Remember

A Listen, point, and say.  1.02

Where's he going?

He's going to the game store.

Which hat do you like?

I like the blue one.



Let's go to the music store.

Where is it?

It's next to the bookstore.

Do you want some popcorn?

Yes, please. Thanks!



What time is it?

It's 2:45.

It's time for my piano class. Bye!

Unit 1

The Great Outdoors

Let's Talk



A Listen and say. 1.03

We're going to go camping tomorrow. I'm really excited!



How's the weather going to be?



It's going to be cold.

Is it going to rain?



I'm not sure.

I hope not.



Me, too!



Is it going to rain?
I'm not sure. I hope not.

B Watch the video.



C Practice the words. Ask and answer.  1.05



1. cool



2. cold



3. warm



4. hot



5. humid





6. foggy



1.06

How's the weather going to be?
It's going to be **cool**.

D Listen and chant.  1.07 

The Weather Chant

How's the weather going to be tomorrow?
The newspaper says it's going to snow.
Do you think we need our umbrellas?
Ask the weatherman. I don't know.



I can do this lesson.

Let's Learn



A Learn the words. 1.08



1. a mitt



2. a bat



3. a skateboard



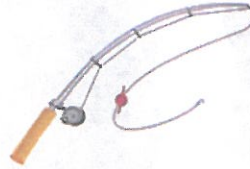
4. a helmet



5. a tennis ball



6. a tennis racket



7. a fishing rod




8. a bucket

B Ask and answer. 1.09

What are you going to do?

I'm going to go skateboarding.
I have a skateboard and a helmet.



What are you going to do?

I'm going to go **skateboarding**.
I have a **skateboard** and a **helmet**.

go skateboarding
play baseball

play tennis
go fishing

C Ask and answer.  I.11



What's **he** going to do?
He's going to **play** baseball.
He has **a** bat and **a** mitt.


 موسسه زبان دهخدا
 dekhodaedu.com

D Listen and chant.  I.13 

What Are You Going to Do After School?

What are you going to do after school today?
 Are you going to play tennis with Gus?
 Are you going to do your homework with Sue today?
 Or are you going to eat pizza with us?

I'm not going to play after school today.
 I'm not going to study with Sue.
 I'm not going to do my homework today.
 I'm going to eat pizza with you.



I can do this lesson.

Let's Learn More



A Learn the words. 1.14



1. a towel



2. a hat



3. a swimsuit



4. a tent



5. a flashlight



6. a sleeping bag




7. sunglasses



8. sunscreen

B Ask and answer. 1.15

I'm going to go to the mountains. What do I need?



You need a flashlight.

I'm going to go to the beach. What do I need?



You need a towel.



1.16

I'm going to go to the mountains. What do I need?
You need a flashlight.

C Play a game. Ask your partner. 1.17

What does **she** need?
She needs **a hat**.

What do **they** need?
They need **helmets**.

START



END



D Ask your partner. 1.18

Does **he** need **an umbrella**?
Yes, **he** does. No, **he** doesn't.

1.



2.



I can do this lesson.



A Listen, point, and say.  1.19

ch



chicken



cheese



chocolate

sh



sheep



shorts



shirt

B Listen, point, and chant.  1.20 

My Sheep Wears Shorts

My **sheep** wears **shorts** and a jacket.

My **chicken** wears a **shirt** and a tie.

I **shop** for my **sheep** and my **chicken**,

Buying **shorts**, **shirts**, and ties.

My **sheep** eats **cheese** with **chopsticks**.

My **chicken** eats **chocolate** in a tie.


I **shop** for **chocolate**, **cheese**, and jackets,

Shorts, **shirts**, and ties.



C Listen and read along.  1.21

MEET CHAD FROM CHILE



Hola! My name is Chad. I live in Chile.



I like empanadas with chicken and cheese. I eat them for lunch. I like chocolate, too!



Tomorrow I'm going to visit my cousins. They live on a sheep farm. It's going to be hot. I need shorts and a T-shirt.



I'm going to play soccer with my cousins.

New Words

Chile
empanadas
cousins
play soccer

hola = hello

D Choose the correct answer.  1.22

- Where does Chad live?
a. Chile
b. Empanada
- What does Chad need?
a. He needs a T-shirt.
b. He needs chocolate.
- What's Chad going to do tomorrow?
a. go to a sheep farm
b. eat chicken



I can do this lesson.

Unit 2

Hopes and Dreams

Let's Talk



A Listen and say. 1.23

What do you want to be?



I want to be a singer.

What about you?



I want to be a dancer.

I have a great idea!

What is it?

Let's sing and dance together...



In the school show!
Fantastic!

 1.24

I have a great idea!
What is it?

B Watch the video.

C Practice the words. Ask and answer.  1.25



1. an astronaut



2. a singer



3. a musician



4. a news reporter



5. a writer



6. a scientist



What do you want to be?

I want to be **an astronaut**.

D Listen and chant.  1.27 

What Do You Want to Be?

What do you want to be?

What do you want to be?

I want to be an astronaut.

An astronaut? Not me!

I don't want to be an astronaut.

Oh, no. Not me, not me!

What do you want to be?

What do you want to be?

I want to be a movie star.

A movie star? Not me!

I don't want to be a movie star.

Oh, no. Not me, not me!



I can do this lesson.

Let's Learn



A Learn the words. 1.28



1. an engineer



2. a movie star



3. a truck driver



4. an architect



5. a tour guide



6. a delivery person

B Ask and answer. 1.29

What does he want to be?

He wants to be a tour guide.



1.30

What does **he** want to be?
He wants to be a **tour guide**.

C Ask and answer.  1.31




Does **she** want to be a **movie star**?
Yes, **she** does. No, **she** doesn't.

D Listen and sing.  1.33 

She Wants to Be an Engineer

She wants to be an engineer.
She wants to be an engineer.
Her mother was an engineer.
Her father was one, too.
She wants to be an engineer.

She doesn't want to be a nurse.
She doesn't want to be a pilot.
She doesn't want to be an
English teacher.
She wants to be an engineer.



She wants to be an engineer.
She doesn't want to be a salesclerk.
She doesn't want to be an
office worker.
She wants to be an engineer,
Just like her mama.
She wants to be an engineer.



I can do this lesson.

Let's Learn More



A Learn the words. 1.34



1. climb a mountain



2. build a house



3. sail a boat



4. travel around the world




5. design a video game



6. drive a car

B Ask and answer. 1.35



1.36

What does **he** want to do?
He wants to **drive** a car.

C Play a game.  1.37

Does she want to design a video game?
Yes, she does. No, she doesn't.



D What about you?

I want to _____. I don't want to _____.



I can do this lesson.



A Listen, point, and say.  1.38

ph



photo



phone



dolphin

wh



whale



white



whistle

B Listen, point, and chant.  1.39 

Whales and Dolphins

Whales and **dol**phins, **dol**phins and **w**hales.

Whales **w**histle. Listen to the **w**hales.

Photograph the **dol**phins. **P**hotograph the **w**hales.


Whales and **dol**phins, **dol**phins and **w**hales.

Whistle to the **dol**phins. Listen to the **w**hales.

Photograph the waves on the **dol**phin's tail,

White waves on the **dol**phin's tail.

Whales and **dol**phins, **dol**phins and **w**hales.



C Listen and read along.  1.40




NEWS FROM HAWAII

Meet Anna and Teri from Hawaii

Aloha! My name is Anna. My sister and I live in Hawaii. I'm a volunteer at an aquarium. I like to watch the dolphins. They spin and flip in the air. Each one has its own whistle sound. I want to teach people about these beautiful creatures.




My sister Teri is a volunteer at the aquarium, too. She wants to be a photographer. She wants to take photos of the white whales. They swim from Canada to Hawaii in winter.




aloha = hello

New Words
volunteer
aquarium
creatures

D Choose the correct answer.  1.41

- | | | |
|-------------------------------|---------------------|-------------------|
| 1. Where are Anna and Teri? | a. at the aquarium | b. at the beach |
| 2. What do dolphins do? | a. spin and whistle | b. run and call |
| 3. What does Teri want to be? | a. a teacher | b. a photographer |

 I can do this lesson.

Let's Review



A Listen and circle. 1.42

1.



2.



3.



4.



B Listen and check. 1.43

1.



A

B

C

2.



A

B

C

3.



A

B

C

4.



A

B

C

C Let's read about: 1:44



Chris and Cindy's Treasure Hunt



D Where are they going to go next?



E Write an e-mail to Chris.

Hi Chris,
I think I know! Here are some clues.
It's not _____, but there's _____.

New Words

treasure hunt
clue
sand
holding


Unit 3

Birthdays Let's Talk



A Listen and say. 1.45

What's the date today?



It's the 1st. Yesterday was my birthday.

Really? Oh, I'm sorry. I forgot!

That's OK.



When's your birthday?



It's on September 9th.

That's next week.
Let's have a party!



Good idea!

 1.46

I'm sorry. I forgot!
That's OK.

B Watch the video.

C Practice the words. Ask and answer.  1.47

1st 2nd 3rd 4th 5th 6th 7th 8th 9th
 10th 11th 12th 13th 14th 15th 16th 17th
 18th 19th 20th 21st 22nd 23rd 24th
 25th 26th 27th 28th 29th 30th 31st

 1.48

When's your birthday?

It's on **the 3rd**. It's on **May 3rd**. It's on **Tuesday, May 3rd**.

D Listen and chant.  1.49 



January First

January first.
 February second.
 March third. March third.

April first.
 May second.
 June third. June third.

July first.
 August second.
 September third. September third.

October first.
 November second.
 December third. December third.



I can do this lesson.

Let's Learn



A Learn the words. 1.50



1. had a party



2. went to the mall



3. slept late



4. took a test



5. flew a kite



6. won a race

B Ask and answer. 1.51

What did you do yesterday?

I flew a kite.




 1.52 

What did you do yesterday?

I **flew** a kite.

have	→	had	go	→	went
sleep	→	slept	take	→	took
fly	→	flew	win	→	won

C Ask and answer.  1.53



What did **she** do yesterday?
She took a test.

D Listen and chant.  1.55 

When's Your Birthday?

When's your birthday?
It was the day before yesterday.
What did you do?
I had a party.
What happened?
We had a race.
Did you win?
Yes, I won. I came in 1st place.



I can do this lesson.

Let's Learn More



A Learn the words. 1.56



1. met a rock star



2. broke a window



3. got a present



4. found some money



5. lost his cell phone



6. ate too much chocolate

B Ask and answer. 1.57



What happened?

She won a race.

 1.58 

What happened?


She won a race.

break	→	broke	find	→	found
eat	→	ate	lose	→	lost
get	→	got	meet	→	met

C Play a game. Ask and answer.  1.59

What happened?

They found some money.




D Make sentences.  1.60

He took a test at 9:30.



I can do this lesson.



A Listen, point, and say.  1.61

th



thin

13

thirteen



Thursday

th



father



mother



they

B Listen, point, and chant.  1.62 

When's Your Birthday Party?

When's your birthday party?

It's **the third Thursday** in June.

I'll be **thirteen** on **Thursday**.

That's **the third Thursday** in June.


But June **thirteenth** is not a **Thursday**.

It's **the second Sunday** in June.

Ask my **mother** or **father**.

They said it was a **Thursday** in June.



C Listen and read along.  1.63




Meet Sama
from Egypt



Ahlan wa Sahlan! My name is Sama, and I live in Egypt.



My brother's first birthday was on Thursday. My mother and father had a big party! They made a lot of food.



Our friends came to the party. There were two large cakes and thirteen small cakes. There were cookies and thin sandwiches, too.



We played music. Then we danced and sang. It was fun!

Ahlan wa Sahlan = hello

New Words

Egypt
food

D Choose the correct answer.  1.64

1. What happened on Thursday?
a. Her brother had a birthday party. b. Her friends made a lot of food.
2. How many small cakes were there?
a. two b. thirteen
3. What did they do at the party?
a. They got presents. b. They danced.



I can do this lesson.

Unit 4

School Let's Talk



A Listen and say. 1.65

What's your favorite subject?

I like science best.



Really? Why do you like science?


I think it's easy.



I don't think so. I think it's hard.

I like English.
It's easier than science.

I like English, too.
Wow!



Which subject do you like best?



 1.66

Why do you like science?
I think it's easy.

B Watch the video.

C Practice the words. Ask and answer.  1.67



1. history



2. science



3. English



4. literature



5. geography



6. P.E. (physical education)



1.68

What's your favorite subject?
I like **history**.

D Listen and sing.  1.69 

History Is Easier than Math

History is easier than math for me.

Science is harder than history for me.

History is easier than art.

Science is harder than art.

History is easier than geography.


Science is harder than geography.

History is easier than art.

Science is harder than art.



Music is easier than history for me.
Music is easier than art.
Music is easier than geography.
Music is easier than art.
Music is easier than art.



I can do this lesson.

Let's Learn



A Learn the words. 1.70



1. spring



2. summer



3. fall



4. winter



B Ask and answer. 1.71



1.72

Which season do you like best?
I like **fall**. It's **cool** in the **fall**.

C Make sentences.  1.73



I think rainy days are better than hot days.
worse

good → better → best
bad → worse → worst

D Listen and sing.  1.75 

Winter, Spring, Summer, Fall

Winter, spring, summer, fall,
I like winter best of all.
Silver sky, snowflakes fall,
I like winter best of all.

Winter, spring, summer, fall,
I like spring best of all.
Flowers bloom, raindrops fall,
I like spring best of all.

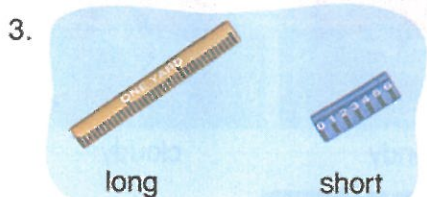



I can do this lesson.

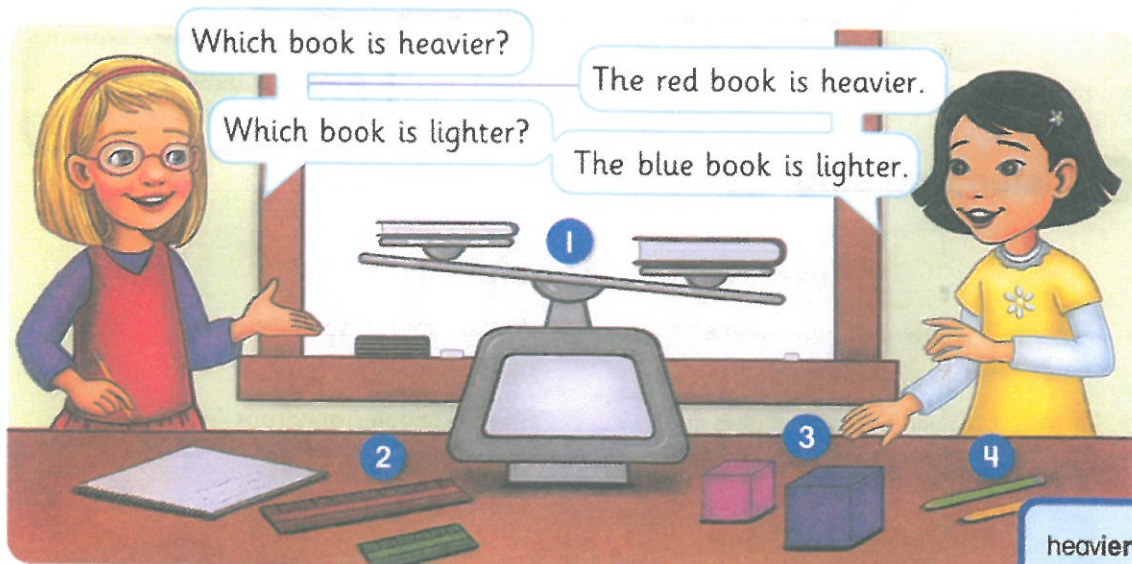
Let's Learn More



A Learn the words. 1.76



B Ask and answer. 1.77



Which **book** is **heavier**?
The **red** book is **heavier**.

Which **book** is **lighter**?
The **blue** book is **lighter**.

heavier
lighter
shorter
longer
smaller
bigger

C Play a game. Ask and answer. 1.79

Which pencil is the longest? The yellow pencil is the longest.

START

END

heavy	→ heavier	→ the heaviest
light	→ lighter	→ the lightest
old	→ older	→ the oldest
tall	→ taller	→ the tallest
new	→ newer	→ the newest

D Ask your partner. 1.80

Is the brown book older than the blue one?
Yes, it is. No, it isn't.

-
-
-
-

I can do this lesson.



A Listen, point, and say.  1.81

ck



duck



sock



black

nk



skunk



think



stink

B Listen, point, and chant.  1.82 

My Duck and My Skunk

My white duck wears black socks.
He thinks white socks are bad luck.
He loves my dear little black skunk.
But he thinks my little skunk stinks.

My black skunk doesn't wear socks.
He thinks all socks are bad luck.
He loves my dear little white duck.
But he thinks my little duck stinks.




C Listen and read along.  1.83

Ducks and Skunks Stay Safe

Why do ducks fly in groups?

Ducks are not the fastest birds. A group of ducks is safer than one duck. The group protects them.



Why do skunks stink?

Skunks don't live in groups. They're small and slow, but skunks can stink! Their black and white stripes warn bigger animals to stop. The stink protects the skunk.



New Words

fast → faster → the fastest
safe → safer
group
protect
warn

D Choose the correct answer.  1.84

- Are ducks the fastest birds?
a. Yes, they are. b. No, they aren't.
- Which animal likes big groups?
a. a duck b. a skunk
- What protects the skunk?
a. the stink b. the stripes




I can do this lesson.

Let's Review



A Listen and number. 1.85



B Listen and check. 1.86

1.



A



B



C

2.



A



B



C

3.



A



B



C

4.



A



B



C

5.





A



B


C Let's read about:  1.87

Chris and Cindy's Treasure Hunt



D Where are they going to go next?

a.



b.



c.



E Write a description of Egypt.

EGYPT

Egypt is not a _____, but there is a lot of

_____. The weather is always _____.

New Words

Great Pyramid
kids
waterfall

Unit 5

Outdoors and Indoors


Let's Talk



A Listen and say. 2.02

Hi, Scott.
Where are you?

We're at the
roller coaster.




Can you wait for us?

Sure, but hurry!



Thanks for waiting for us.

No problem!



I'm so excited!

Me, too!



 2.03

Thanks for waiting for us.
No problem!

B Watch the video.



C Practice the words. Make sentences.  2.04



1. excited



2. worried



3. interested



4. surprised



5. bored



6. embarrassed



2.05

He's excited.
They're interested.

D Listen and sing.  2.06 

He's Very Worried

He's very worried.
So is she.
She's excited.
So are we.
We're surprised.
So are they.
Our teacher gave
a test today.



I can do this lesson.

Let's Learn




A Learn the words. 2.07



1. around 2. through 3. over 4. under 5. into 6. out of


B Listen and say. 2.08




1. Kate went under a bridge and up a hill.



2. Scott went into the woods and out of the woods.



3. Jenny went around a hill and over a bridge.



4. Andy went through a tunnel and down a hill.



2.09

Kate went under a bridge and up a hill.

C Ask and answer.  2.10



Where did **she** go?
She went **through** the **tunnel**.

D Listen and chant.  2.12 

Jogging Up and Down

Jogging, jogging, up and down.
Up and down and all around.
Jogging, jogging, up and down.
Up and down and all around.



Under the bridge,
Into the town,
Jogging, jogging, up and down.

Through the tunnel,
Down the hill,
There goes Bob. There goes Bill.

Out of the woods,
Into the street,
Here comes Patty.
Here comes Pete.

Jogging up, jogging down.
Jogging, jogging all around.




I can do this lesson.

Let's Learn More



A Learn the words. 2.13



1. downloaded pictures



2. practiced the violin



3. watched a baseball game



4. listened to music



5. played a board game



6. visited my grandparents

B Ask and answer. 2.14

What did you do on Sunday?

I watched a baseball game.



























2.15

What did you do on Sunday?

I watched a baseball game.

C Ask your partner.  2.16

	Sunday	Monday	Tuesday	Wednesday	Thursday	Friday	Saturday
							
							
							

 2.17 

What did **he** do on **Sunday**? **He downloaded pictures.**

D What about you?

I **studied English** on **Tuesday**.

Sunday	Monday	Tuesday	Wednesday	Thursday	Friday	Saturday



I can do this lesson.



Phonics

A Listen, point, and say.  2.18

lk



milk



talk



walk

st



first



last



toast

B Listen, point, and chant.  2.19 

Walk and Talk

Come on, let's walk.

Walk and talk.

Walk a little, talk a little,

Walk and talk.

First drink some milk
and have some toast.

Then walk a little, talk a little,

Walk and talk.




C Listen and read along. 2.20


Happy French Toast Day!



On Monday, it was French Toast Day in the United States. I made French toast in cooking class. I was very excited!



First, the teacher talked about French Toast Day. Then, we cooked. We put the bread into milk and eggs. Then we fried the bread.



I poured syrup over my French toast and ate it. It was delicious! It's my favorite food!

New Words

French fry → fried
pour → poured
syrup
delicious

D Choose the correct answer. 2.21

- | | | |
|--|--------------------------|-----------------------------|
| 1. When was French Toast Day? | a. yesterday | b. on Monday |
| 2. What do you use to make French toast? | a. bread, milk, and eggs | b. bread, bananas, and milk |
| 3. What did he pour over the French toast? | a. syrup | b. bread |



I can do this lesson.

Unit 6

People Let's Talk



A Listen and say. 2.22

Can I help you?

Yes, thanks.
I'm looking for someone.



Who are you looking for?

I'm looking for my aunt.



What does she look like?

She has short red hair.



Is that her
over there?

Yes, it is. Thanks!



Can I help you?

Yes, thanks.

No, thanks. I'm OK.




B Watch the video.



C Practice the words. Ask and answer.  2.24

Kate's Family

1. grandma
2. grandpa
3. aunt
4. uncle
5. mom
6. dad
7. cousin
8. younger sister



 2.25

Who are you looking for?
I'm looking for my **grandma**.

D Listen and chant.  2.26 

Can I Help You?

What's the matter? Can I help you?
I can't find my sister anywhere.
Is she very tall with long black hair?
Yes!
Look! She's right over there.
That's my sister. What a surprise!
Long black hair and beautiful eyes!



I can do this lesson.

Let's Learn



A Learn the words. 2.27

Hair styles



long



short



curly



straight



a ponytail



bangs



a beard



a moustache

Hair color



blond



red



brown



gray



black

Eye color



brown



blue




green



black

B Ask and answer. 2.28




2.29

What does your **cousin** look like?
He has **curly brown** hair.

C Ask and answer.  2.30

Dan's Family

1. dad
2. mom
3. uncle
4. aunt
5. cousin
6. older sister
7. grandpa
8. grandma



What does Dan's **dad** look like?

He has **short brown hair** and **a moustache**.

D Listen and sing.  2.32 

The Ponytail Song

Barbie has braids, long braids.
Penny has a ponytail.
Barbie has braids, long braids.
Penny has a ponytail.

Kathy has short, red, curly hair.
Penny has a ponytail.
Annie has short, red, curly hair.
Penny has a ponytail.



I can do this lesson.

Let's Learn More



A Learn the words. 2.33



1. a vest



2. a baseball cap



3. a blouse



4. a tie



5. a suit



6. sandals



7. sneakers




8. glasses

B Ask and answer. 2.34

Which one is your uncle?

He's the one in a suit and a tie.



2.35

Which one is your **uncle**?
He's the one in **a suit and a tie**.

C Play a game. Ask and answer. 2.36

Which one is Jim's **mom** ?

She's the one with **short curly hair**.

She's the one in a **red dress**.

Jim's FAMILY

START →

1 Jim

2 father

3 mother

4 sister

5 brother

6 cousin

7 grandmother

8 grandfather

9 aunt

10 uncle

END ↑



I can do this lesson.



A Listen, point, and say.  2.37

nd



blond



hand



band

ng



bangs



sing



ring

B Listen, point, and chant.  2.38 

Clap Your Hands for Wanda!

Clap your **hands**. Wanda's here!
 Look at the big **blond bangs**!
 Wanda's back. Look at her **rings**!
 Look at those big **blond bangs**!


Clap your **hands**!
 Wanda's going to **sing**.
 Listen to her **sing** with the **band**!
 Clap your **hands**. Wanda's back.
 Look at those big **blond bangs**!



C Listen and read along.  2.39




Emily
Goes to France



Emily is in Paris, France. There's the Eiffel Tower, but which girl is Emily? Emily is the girl with long blond hair and bangs. She is wearing a white shirt and red pants. Her hand is up. Can you find her?



Alex
Goes to India



Alex is in India. He is at the Taj Mahal, the famous palace. Can you find him? Alex is the young boy with short, curly brown hair. He is wearing a green T-shirt and jeans. He is singing a song with the band.

D Choose the correct answer.  2.40

- | | | |
|------------------------------|-----------------------|---------------------------|
| 1. Which girl is Emily? | a. the one with bangs | b. the one in a red shirt |
| 2. What is Alex doing? | a. wearing rings | b. singing songs |
| 3. Which one has curly hair? | a. Emily | b. Alex |




I can do this lesson.


Let's Review




A Listen and check. 2.41

1. 


A B C

2. 

A B C


3. 

A B C


4. 

A B C

B Listen and number. 2.42



C Let's read about:  2.43




Chris and Cindy's Treasure Hunt



D Where are they going to go next?



E Write a travel ad for a cave.



Visit a cave!

Caves are dark. Tour guides take you around with _____. Wear your coat.
It's always _____.
Tour time: _____. Cost of tour: _____.

New Words

Iguazu Falls
wet
desert
underground
castle
cave

Unit 7


Future Plans

Let's Talk




A Listen and say. 2.44

What are you going to do this weekend?




I'm going to stay home.

What about you?



I'm going to play hockey.

I'm going to play in a tournament.



Wow, that sounds exciting!

Good luck! I hope you win.



Thanks!

 2.45

Good luck!
Thanks!

B Watch the video.

C Practice the words. Ask and answer.  2.46



1. see a play



2. plant flowers



3. play ice hockey



4. go shopping



5. go horseback riding



6. play softball

 2.47

What's **she** going to do?
She's going to **see a play**.

What are they going to do?
They're going to **go shopping**.

D Listen and chant.  2.48 

What Are You Going to Do This Weekend?

What are you going to do
this weekend?
I'm going to go shopping.
What are you going to buy?
I'm going to buy skis.

Skis? Why?
It's not going to snow.
I know. I know.
No mountains here.
No hills. No snow.
Where are you going to ski?
I don't know!



I can do this lesson.

Let's Learn



A Learn the words. 2.49



1. rent a DVD



2. borrow some books



3. go backpacking



4. go on vacation



5. mail a letter




6. read a novel

B Ask and answer. 2.50

Are you going to read a novel tonight?

Yes, I am.



Are you going to **read a novel tonight**?
Yes, I am.
No, I'm not.

tonight next Sunday
tomorrow after school
this weekend in July

C Play a game. Ask and answer.  2.52

When is **he** going to **go backpacking**?
He's going to **go backpacking** **this summer**.



tomorrow

in July

this afternoon

tonight

this summer

next week



D Listen and chant.  2.53 

Is He Going to Go?

Is he going to go?
 Or is he going to stay?
 Is he going to work?
 Or is he going to play?



Are you going to rent a bike?
 Or are you going to buy one?
 Are you going to watch the planes?
 Or are you going to fly one?



I can do this lesson.


Let's Learn More



A Learn the words. 2.54



1. department store



2. barber shop




3. beauty salon



4. supermarket




5. drugstore




6. gift shop

B Ask and answer 2.55



Where are you going to go?
We're going to go to the gift shop.

C Ask and answer.  2.57




 2.58 

<p>Where's he going to go? He's going to go to the drugstore.</p>	<p>Where are they going to go? They're going to go to the supermarket.</p>
---	--

D What about you?

What are you going to do?


After school	This weekend	This summer
--------------	--------------	-------------

 I can do this lesson.



A Listen, point, and say. 2.59

qu



quilt

?

question



queen

tw



twins

12

twelve

20

twenty

B Listen, point, and chant. 2.60

The Twirling Twins

Look at the **twins** **twist** and turn.
Now they're **twirling** a **twinkling quilt**.
Twisting, twirling, look at them go.
Those **twins** can really dance! Oh!

The **Queen** is here! How **quiet** she is!
She's watching the **quilt**, the **twinkling quilt**.
The **quiet queen** loves the **quilt**,
And she loves the **twirling twins**.



C Listen and read along.  2.61

Denmark



Meet Astrid from Denmark



Goddag! I'm Astrid.

I'm twelve years old. I live in Denmark with my mom and dad and my twin brothers. Next summer, we are going to go to Hawaii. I'm excited.



And here is a picture of Danes with their bikes. Denmark is very flat, and Danish people love to ride bikes.

I'm going to ask questions about the United States. I'm going to tell everyone about my country, too. I'm going to show a lot of photos. For example, here is a picture of our queen.



goddag = hello

We also love to have music festivals.



New Words

Denmark
Danes
Danish
flat
festivals

D Choose the correct answer.  2.62

- | | | |
|--|-------------|----------------------|
| 1. How many people are in Astrid's family? | a. three | b. five |
| 2. Where is Astrid going to go? | a. Denmark | b. the United States |
| 3. What do Danish people love? | a. bicycles | b. Hawaii |



I can do this lesson.

Unit 8

Work and Play

Let's Talk



A Listen and say. 2.63

Hi, Andy. Do you want to come to the park?

I can't.




Why not?

Because I'm sick.



What's the matter?

I have a stomachache.



That's too bad. I hope you feel better!

Thanks.




 2.64

I hope you feel better!
Thanks.

B Watch the video.



C Practice the words. Ask and answer.  2.65



1. a cold



2. a fever



3. a headache



4. a sore throat



5. an earache



6. a stomachache



7. a toothache



8. a cough



What's the matter?
I have a cold.

D Listen and chant.  2.67 

What's the Matter?

What's the matter with you?

You don't look very well.

I have a toothache.

Call the dentist.

I have a stomachache.


Call the doctor.

I have a sore throat.

Drink some tea.

My cold is getting worse.

Call the nurse!



I can do this lesson.

Let's Learn



A Learn the words. 2.68



1. send messages



2. surf the Internet



3. watch DVDs



4. collect baseball cards



5. play soccer



6. play badminton

B Ask and answer. 2.69

What do you like to do? I like to send messages.



1

2


3



2.70

What do you like to do?
I like to **send messages**.

C Ask and answer.  2.71



What does **he** like to do?
He likes to **surf the Internet**.

What do **they** like to do?
They like to **play badminton**.

D Listen and sing.  2.73 

Do You Like to Go Camping?

Do you like to go camping?

Yes, I do.

I love to go camping.

I do, too.

Do you like to go hiking?

Yes, I do.

I love to go hiking.

I do, too.

Do you like to play soccer?

Yes, I do.


I love to play soccer.

I do, too.

I love to go camping,
hiking, play soccer too.

I love to go camping.

I do, too.



I can do this lesson.

Let's Learn More



A Learn the words. 2.74



1. clear the table



2. wash the dishes



3. dry the dishes



4. vacuum the carpet



5. take out the trash



6. sweep the floor

B Ask and answer. 2.75



What do you have to do?

I have to wash the dishes.



2.76


What do you have to do?

I have to **wash the dishes.**

C Play a game. Make sentences.  2.77

He has to **sweep the floor**.
They have to **go to the supermarket**.

Player 1



START

Player 2



START

D What about you?

What do you like to do?

I like to _____.

What do you have to do?

I have to _____.



I can do this lesson.



A Listen, point, and say. 2.78

nt



tent



paint



plant

rt



cart



dirt




smart

B Listen, point, and chant. 2.79

Get Smart! Find a Cart!

Pack up the tent. Don't forget the paint.
Put the big plant in the cart.
Please, no dirt! Please, no ants!
I don't want ants in the cart.


We can't put the plant in the cart.
The plant's too big for the cart.
Get smart! Find a bigger cart!
Or a smaller plant, get smart!



C Listen and read along.  2.80

Bart's Farm

I'm Bart. I live in Saint Lucia. My family has a farm. We grow bananas and coconuts.



I help around the farm every day. My dad climbs the coconut trees and throws the coconuts down. I have to pick them up and put them into a cart.




In my free time, I paint coconuts. Do you see these coconuts? I painted them. I really like to paint!



New Words

Saint Lucia
coconuts
free time

D Choose the correct answer.  2.81

- | | | |
|-------------------------------|-----------------------------------|---|
| 1. Does Bart live on a farm? | a. Yes, he does. | b. No, he doesn't. |
| 2. What does Bart have to do? | a. He has to climb coconut trees. | b. He has to pick up coconuts and put them in a cart. |
| 3. What does Bart like to do? | a. He likes to paint. | b. He likes to work in the dirt. |



I can do this lesson.

Let's Review



A Listen and check. 2.82

1.



A

B

C

2.




A

B

C

3.



A

B

C

4.



A

B

C

5.



A

B

C

6.



A

B

C


B Let's read about:  2.83



Chris and Cindy's Treasure Hunt



C Write about yourself.



New Words

Carlsbad Caverns
scrapbook
camel
blank
adventures

What adventures do you want to have?
Where do you want to go?
What do you want to see?

Let's Go 4 Syllabus

Let's Remember

Where's he going? Let's go to the music store. Where is it?
Which hat do you like? It's next to the bookstore.
I like the blue one.

Let's Talk	Let's Learn	Let's Learn More	Let's Read
Unit 1 The Great Outdoors			
<p>Conversation: We're going to go camping tomorrow. I'm really excited! How's the weather going to be? It's going to be cold. Is it going to rain? I'm not sure. I hope not.</p> <p>Weather: cool, cold, warm, hot, humid, foggy</p> <p>Chant: The Weather Chant</p>	<p>Sports: a mitt, a bat, a skateboard, a helmet, a tennis ball, a tennis racket, a fishing rod, a bucket</p> <p>Language: What are you going to do? I'm going to go skateboarding. I have a skateboard and a helmet. What's he going to do?</p> <p>Chant: What Are You Going to Do After School?</p>	<p>School Items: a towel, a hat, a swimsuit, a tent, a flashlight, a sleeping bag, sunglasses, sunscreen</p> <p>Language: I'm going to go to the mountains. What do I need? You need a flashlight. What does she need? What do they need? Does he need an umbrella?</p>	<p>Phonics</p> <p>ch chicken, cheese, chocolate</p> <p>sh sheep, shorts, shirt</p> <p>Phonics Chant: My Sheep Wears Shorts.</p> <p>Photo Essay: Meet Chad from Chile</p>
Unit 2 Hopes and Dreams			
<p>Conversation: What do you want to be? I want to be a singer. What about you? I want to be a dancer. Let's sing and dance together... In the school show! Fantastic!</p> <p>Occupations: an astronaut, a singer, a musician, a news reporter, a writer, a scientist</p> <p>Chant: What Do You Want to Be?</p>	<p>Occupations: an engineer, a movie star, a truck driver, an architect, a tour guide, a delivery person</p> <p>Language: What does he want to be? He wants to be a tour guide. Does she want to be a movie star?</p> <p>Song: She Wants to Be an Engineer</p>	<p>Hopes: climb a mountain, build a house, sail a boat, travel around the world, design a video game, drive a car</p> <p>Language: What does he want to do? He wants to drive a car. Does she want to design a video game?</p>	<p>Phonics</p> <p>ph photo, phone, dolphin</p> <p>wh whale, white, whistle</p> <p>Phonics Chant: Whales and Dolphins</p> <p>Article: Meet Anna and Teri from Hawaii</p>
Let's Review Units 1 and 2		Reading: Chris and Cindy's Treasure Hunt – Part One	
Unit 3 Birthdays			
<p>Conversation: What's the date today? It's the 1st. Yesterday was my birthday. Oh, I'm sorry. I forgot! That's OK. When's your birthday? It's on September 9th.</p> <p>Ordinal Numbers: 1st to 31st</p> <p>Chant: January First</p>	<p>Activities: had a party, went to the mall, slept late, took a test, flew a kite, won a race</p> <p>Language: What did you do yesterday? I flew a kite. What did she do yesterday?</p> <p>Chant: When's Your Birthday?</p>	<p>Happenings: met a rock star, broke a window, got a present, found some money, lost his cell phone, ate too much chocolate</p> <p>Language: What happened? She won a race. They found some money.</p>	<p>Phonics</p> <p>th thin, thirteen, Thursday</p> <p>th father, mother, they</p> <p>Phonics Chant: When's Your Birthday Party?</p> <p>Article: Meet Sama from Egypt</p>
Unit 4 School			
<p>Conversation: What's your favorite subject? I like science best. Why do you like science? I think it's easy. Which subject do you like best? I like English. It's easier than science.</p> <p>Subjects: history, science, English, literature, geography, P.E.</p> <p>Song: History Is Easier than Math</p>	<p>Seasons: spring, summer, fall, winter, rainy, snowy, windy, cloudy</p> <p>Language: Which season do you like best? I like fall. It's cool in the fall. I think rainy days are better/worse than hot days.</p> <p>Song: Winter, Spring, Summer, Fall</p>	<p>Opposites: big, small, heavy, light, long, short, old, new</p> <p>Language: Which book is heavier? The red book is heavier. Which pencil is the longest? The yellow pencil is the longest.</p>	<p>Phonics</p> <p>ck duck, sock, black</p> <p>nk skunk, think, stink</p> <p>Phonics Chant: My Duck and My Skunk</p> <p>Photo Essay: Ducks and Skunks Stay Safe</p>
Let's Review Units 3 and 4		Reading: Chris and Cindy's Treasure Hunt – Part Two	



Let's Talk	Let's Learn	Let's Learn More	Let's Read
Unit 5 Outdoors and Indoors			
<p>Conversation: Hi, Scott. Where are you? We're at the roller coaster. Can you wait for us? Sure, but hurry! Thanks for waiting for us. No problem! I'm so excited!</p> <p>Feelings: excited, worried, interested, surprised, bored, embarrassed</p> <p>Song: He's Very Worried</p>	<p>Directions: around, through, over, under, into, out of</p> <p>Language: Kate went under a bridge and up a hill. Where did she go? She went through the tunnel.</p> <p>Chant: Jogging Up and Down</p>	<p>Activities: downloaded pictures, practiced the violin, watched a baseball game, listened to music, played a board game, visited my grandparents</p> <p>Language: What did you do on Sunday? I watched a baseball game. What did he do on Sunday?</p>	<p>Phonics</p> <p>lk milk, talk, walk st first, last, toast</p> <p>Phonics Chant: Walk and Talk</p> <p>Article: Happy French Toast Day!</p>
Unit 6 People			
<p>Conversation: Can I help you? I'm looking for someone. Who are you looking for? I'm looking for my aunt. What does she look like? She has short red hair.</p> <p>Family: grandma, grandpa, aunt, uncle, mom, dad, cousin, younger sister</p> <p>Chant: Can I Help You?</p>	<p>Hair/ Eyes: long, short, curly, straight, a ponytail, bangs, a beard, a moustache, blond, red, brown, gray, black, blue, green</p> <p>Language: What does your cousin look like? He has curly brown hair. What does Dan's dad look like?</p> <p>Song: The Ponytail Song</p>	<p>Clothes: a vest, a baseball cap, a blouse, a tie, a suit, sandals, sneakers, glasses</p> <p>Language: Which one is your uncle? He's the one in a suit and a tie. Which one is Jim's mom? She's the one with short curly hair. She's the one in a red dress.</p>	<p>Phonics</p> <p>nd blond, hand, band ng bangs, sing, ring</p> <p>Phonics Chant: Clap Your Hands for Wanda!</p> <p>Description: Emily Goes to France/Alex Goes to India</p>
Let's Review Units 5 and 6		Reading: Chris and Cindy's Treasure Hunt – Part Three	
Unit 7 Future Plans			
<p>Conversation: What are you going to do this weekend? I'm going to stay home. What about you? I'm going to play in a tournament.</p> <p>Plans: see a play, plant flowers, play ice hockey, go shopping, go horseback riding, play softball</p> <p>Chant: What Are You Going to Do This Weekend?</p>	<p>Activities: rent a DVD, borrow some books, go backpacking, go on vacation, mail a letter, read a novel</p> <p>Language: Are you going to read a novel tonight? When is he going to go backpacking? He's going to go backpacking this summer.</p> <p>Chant: Is He Going to Go?</p>	<p>Places: department store, barber shop, beauty salon, supermarket, drugstore, gift shop</p> <p>Language: Where are you going to go? We're going to go to the gift shop. Where's he going to go? Where are they going to go?</p>	<p>Phonics</p> <p>qu quilt, question, queen tw twins, twelve, twenty</p> <p>Phonics Chant: The Twirling Twins</p> <p>Article: Meet Astrid from Denmark</p>
Unit 8 Work and Play			
<p>Conversation: Do you want to come to the park? I can't. Why not? Because I'm sick. What's the matter? I have a stomachache. I hope you feel better!</p> <p>Illnesses: a cold, a fever, a headache, a sore throat, an earache, a stomachache, a toothache, a cough</p> <p>Chant: What's the Matter?</p>	<p>Play: send messages, surf the Internet, watch DVDs, collect baseball cards, play soccer, play badminton</p> <p>Language: What do you like to do? I like to send messages. What does he like to do? He likes to surf the Internet. What do they like to do?</p> <p>Song: Do You Like to Go Camping?</p>	<p>Work: clear the table, wash the dishes, dry the dishes, vacuum the carpet, take out the trash, sweep the floor</p> <p>Language: What do you have to do? I have to wash the dishes. He has to sweep the floor. They have to go to the supermarket.</p>	<p>Phonics</p> <p>nt tent, paint, plant rt cart, dirt, smart</p> <p>Phonics Chant: Get Smart! Find a Cart!</p> <p>Journal: Bart's Farm</p>
Let's Review Units 7 and 8		Reading: Chris and Cindy's Treasure Hunt – Part Four	

Word List

A

adventures75
 airplane21
 April23
 aquarium19
 architect14
 around42
 astronaut13
 ate too much
 chocolate26
 August23
 aunt49

B

banana73
 bangs50
 barber shop62
 baseball cap52
 beard50
 beauty salon62
 best30
 better33
 bigger34
 biggest39
 blank75
 blond50
 bored41
 borrow some
 books60
 bridge42
 broke a window26
 bucket6
 build a house16

C

camel75
 camping4
 Carlsbad Caverns75
 cart72
 castle57
 Chile11
 chocolate10
 clear the table70
 climb a mountain16
 clue21
 coconut73
 cold4
 collect baseball
 cards68
 cool5
 cough67
 cousins11
 curly50

D

Danish65
 December23
 delicious47
 delivery person14
 Denmark65
 department
 store62
 desert57
 design a
 video game16
 dirt72

dolphin18
 downloaded
 pictures44
 drive a car16
 drugstore62
 dry the dishes70

E

earache67
 easier30
 easy30
 Egypt29
 embarrassed41
 empanadas11

F

fall32
 fantastic12
 farm73
 fast37
 February23
 feel66
 fever67
 fishing rod6
 flashlight8
 flew a kite24
 food29
 forgot22
 found some money26
 free time73
 French47
 fry47

G

geography31
 gift shop62
 glasses52
 go backpacking60
 go fishing6
 go horseback
 riding59
 go on vacation60
 go shopping59
 go skateboarding6
 good22
 got a present26
 grandma49
 grandpa49
 gray50
 Great Pyramid39
 group37

H

had a party24
 hair48
 hard30
 hat8
 Hawaii19
 headache67
 heavier35
 heaviest35
 heavy35
 helmet6
 hill42
 history31
 hockey58

hot5
 humid5
 hurry40

I

idea12
 inside75
 interested41
 into42

J

January23
 July23
 June23

K

kids39

L

light35
 lighter35
 lightest35
 listened to music44
 literature31
 long34
 lost his cell phone26

M

mail a letter60
 March23
 May23
 meet26
 met a rock star26
 mitt6
 moustache50
 movie star13
 musician13

N

need8
 newer35
 newest35
 news reporter13
 newspaper5
 November23

O

October23
 older35
 oldest35
 out of42
 over42

P

pages75
 park66
 party22
 P.E. (physical
 education)31
 people65
 photo18
 photograph18
 place25
 plant flowers59
 play badminton68
 play baseball6
 play ice hockey59

play soccer68
 play softball59
 played a board
 game44
 ponytail50
 pour47
 practiced the
 violin44
 problem40
 protect37

Q

queen64
 question64
 quilt64

R

rain4
 read a novel60
 rent a DVD60
 roller coaster40

S

safe37
 sail a boat16
 Saint Lucia73
 sand21
 sandals52
 sang29
 science30
 scientist13
 scrapbook75
 season32
 second23
 see a play59
 send messages68
 September22
 sheep10
 shop10
 short34
 singer12
 skunk36
 sleeping bag8
 slept late24
 smaller34
 sneakers52
 someone48
 sore throat67
 sounds58
 spring32
 stink36
 stomachache66
 straight50
 street43
 subject30
 suit52
 summer32
 sunglasses8
 sunscreen8
 supermarket62
 surf the Internet68
 surprised41
 sweep the floor70
 swimsuit8
 syrup47

T

take out the trash70
 taller35
 tallest35
 tennis ball6
 tennis racket6
 tent8
 thin28
 through42
 tie10
 toast46
 took a test24
 toothache67
 tournament58
 towel8
 town43
 travel around the
 world16
 treasure hunt21
 triangle21
 truck driver14
 tunnel42
 twelve64
 twenty64
 twins64

U

uncle49
 underground57
 United States65

V

vacuum the
 carpet70
 visit11
 visited my
 grandparents44
 volunteer19

W

waiting40
 warn37
 watch DVDs68
 watched a baseball
 game44
 waterfall39
 weather4
 went to the mall24
 whistle18
 why30
 winter32
 won a race24
 woods42
 world57
 worried41
 worse33
 worst33
 writer13

Y

younger sister49

Oxford University Press is the world's authority on the English language.

As part of the University of Oxford, we are committed to furthering English language learning worldwide.

We continuously bring together our experience, expertise and research to create resources such as this one, helping millions of learners of English to achieve their potential.



موسسه زبان دهخدا
dekhodaedu.com

OXFORD
UNIVERSITY PRESS

www.oup.com/elt

dekhodaedu.com

LET'S GO
5th Edition



Let's talk. Let's learn. Let's Go!

Energize your English classes with the trusted methodology of **LET'S GO**.

LET'S GO is full of fun, collaborative activities that get students talking in English from the very beginning.

- NEW Animated videos:** conversations, songs, and chants create excitement in class and motivate students to speak in English
- NEW Teacher's Resource Center:** Online Practice and an extensive online library of easy-to-access teaching resources help get the most out of each class
- NEW Can-do statements:** can-do statements with supporting activities allow students to measure their progress
- NEW Reading texts:** engaging texts build students' confidence in phonics and reading comprehension
- NEW Let's Begin series:** a two-level introductory course provides the perfect building blocks for learning English

Students

- Student Book
- Workbook
Online Practice
- Online Play
Student's Website

Teachers

- Teacher's Pack
Classroom Presentation Tool,
Teacher's Guide, and Teacher's
Resource Center
- Class Audio CDs
- Teacher Cards

CEFR

B1

A2

A1

ISBN 978-0-19-404960-3



9 780194 049603