

OXFORD

5

# LET'S GO

5th Edition

STUDENT BOOK



موسسه زبان دهخدا  
dekhodaedu.com



Ritsuko Nakata  
Karen Frazier  
Barbara Hoskins  
Carolyn Graham

dekhodaedu.com

STUDENT BOOK

5  
**LET'S  
GO**  
5th  
Edition



Ritsuko Nakata

Karen Frazier

Barbara Hoskins

SONGS AND CHANTS BY  
Carolyn Graham

OXFORD  
denkhodaedu.com  
UNIVERSITY PRESS

198 Madison Avenue  
New York, NY 10016 USA

Great Clarendon Street, Oxford, oxford 6DP, United Kingdom

Oxford University Press is a department of the University of Oxford.  
It furthers the University's objective of excellence in research, scholarship,  
and education by publishing worldwide. Oxford is a registered trade  
mark of Oxford University Press in the UK and in certain other countries

© Oxford University Press 2018

The moral rights of the author have been asserted

First published in 2018

2022 2021 2020 2019 2018  
10 9 8 7 6 5 4 3 2 1

### No unauthorized photocopying

All rights reserved. No part of this publication may be reproduced, stored in a retrieval system, or transmitted, in any form or by any means, without the prior permission in writing of Oxford University Press, or as expressly permitted by law, by licence or under terms agreed with the appropriate reprographics rights organization. Enquiries concerning reproduction outside the scope of the above should be sent to the ELT Rights Department, Oxford University Press, at the address above

You must not circulate this work in any other form and you must impose this same condition on any acquirer

Links to third party websites are provided by Oxford in good faith and for information only. Oxford disclaims any responsibility for the materials contained in any third party website referenced in this work

ISBN: 9780194049726 (STUDENT BOOK)

Printed in China

This book is printed on paper from certified and well-managed sources

### ACKNOWLEDGMENTS

Cover illustration: Daniel Griffo

Back cover photograph: Oxford University Press building/David Fisher

Illustrations by: Bernard Adnet: 45, 71(t); Lori Anzalone: 6(t), 9(c1, 2, 3, 4); Ilias Arachovitis: 23(b); Fian Arroyo: 52(t), 63, 69(b); Ron Berg: 7, 8(t), 9(c5, 6, 7, 8), 69(t), 71(b); Beccy Blake: 35; Karen Stormer Brooks: 15(b), 29, 34(t), 41(t), 47, 50(t), 51(b), 56, 65; Mircea Catusanu: 5, 9(b), 16(t), 17, 20, 37(b), 59, 60(t), 62(t), 74(t); Daniel Del Valle: 51 (pictures on cork board); Fiammetta Dogi/The Art Agency: 10, 11(t), 14(t), 15(t); Michael Gardner: 73(b), and revisions on pages 17, 30, 31, 38; Daniel Griffo: 44 (b), 48, 50(b), 52(b), 58, 60(b), 62(b), 68(b), 70(b), and cats on pages 4, 6, 8, 10, 12, 14, 16, 18, 22, 24, 26, 28, 30, 32, 34, 36, 40, 42, 44, 46, 48, 50, 52, 54, 58, 60, 62, 64, 66, 68, 70 and 72; Richard Hoit: 13(b), 19, 43(b), 49, 53, 61, 64; John Kurtz: 36, 37(t), 73(t); David Lowe: 23(t), 26(t), 32(t), 33(t), 42(t), 43(t), 51 (boy and girl by cork board); Karen Minot: 54 (map), 67(t); Michael Morris: 2, 3, 4, 6(b), 8(b), 12, 14(b), 16(b), 22, 24(b), 26(b), 30, 32(b), 34(b); Keith Plechaty: globes on pages 21, 39, 57 and 75; Sherry Rogers: 67(b), 72, 73; Maryn Roos: iii, 74(b); Robert Roper: 27; Chris Vallo: 33(b), 41(b); Christina Wald: 55; Jason Wolff: 11(b), 24(t), 25, 31, 38, 44(t); Josie Yee: 40, 42(b), 66.

The publishers would like to thank the following for their kind permission to reproduce photographs: pg. 10 Robert Red2000/Shutterstock (title background); pg. 10 mhnewmedia.iStockphoto (fossil); pg. 10 Phil Degginger/Carnegie Museum/Alamy (paleontologist); pg. 11 AndreaAstes/iStockphoto (fern); pg. 13 Dushenina/Shutterstock (wolf); pg. 13 GlobalPi/iStockphoto (zebra); pg. 13 Irvingsaperstein/iStockphoto (polar bear); pg. 13 Johana63/iStockphoto (rhinoceros); pg. 13 mikedabell/iStockphoto (gazelle); pg. 13 Manook/iStockphoto (squirrel); pg. 13 photosfromafrica/iStockphoto (cheetah); pg. 13 DesignPics Inc/Alamy (skunk); pg. 18 Eric Iselees/Shutterstock (zebra); pg. 18 Incredible Arctic/Shutterstock (polar bear); pg. 18 Mike Truchon/Shutterstock (hummingbird); pg. 18 Stubblefield Photography/Shutterstock (octopus); pg. 18 Humberto Ramirez/Getty Images (jellyfish); pg. 19 Jiri Vaclavek/Shutterstock (jellyfish); pg. 21 mary416/Shutterstock (pandas eating); pg. 21 jimcorcoran/iStockphoto (baby pandas); pg. 21 fotoVoyager/iStockphoto (Great Wall); pg. 21 Maica/iStockphoto (girl); pg. 21 Jose Luis Pelaez Inc./Getty Images (boy); pg. 21 Steve Bloom Images/Alamy (panda with mother); pg. 28 InStock/Getty Images (boy); pg. 28 lovelypeace/Shutterstock (starfruit); pg. 28 rawpixel.com/Shutterstock (farmer's market); pg. 28 Valentyn Volkov/Shutterstock (cherries); pg. 28 Valentyn Volkov/Shutterstock (strawberries); pg. 29 AtomStudios/iStockphoto (basket); pg. 36 satit\_srihin/Shutterstock (goldfish); pg. 36 Tom Merton/Getty Images (girl); pg. 39 kwest/Shutterstock (dupe); pg. 39 Pborowka/Shutterstock (coral); pg. 39 Rich Carey/Shutterstock (sea slug); pg. 39 RonMasessa/iStockphoto (turtle); pg. 39 georgeclerk/iStockphoto (dolphin); pg. 39 cbpix/iStockphoto (clownfish); pg. 39 Maica/iStockphoto (girl); pg. 39 Jose Luis Pelaez Inc./Getty Images (boy); pg. 46 Norma Cornes/

Shutterstock (baby elephant); pg. 46 Gina Smith/Shutterstock (elephant); pg. 46 MarkMassell/iStockphoto (elephant painting); pg. 47 Jerry Alexander/Getty Images; pg. 54 Jason Patrick Ross/Shutterstock (monarch butterfly); pg. 54 Paul Tessier/iStockphoto (butterfly leaves); pg. 54 INTERFOTO/Alamy (butterfly tree); pg. 54 Jenny Elia Pfeifer/Getty Images (boy); pg. 55 proxyminder/iStockphoto; pg. 57 Avatar\_023/Shutterstock (Himalayas); pg. 57 Isort/iStockphoto (Everest); pg. 57 fotoVoyager/iStockphoto (base camp); pg. 57 Danita Delimont/Alamy (trekking); pg. 57 Maica/iStockphoto (girl); pg. 57 Jose Luis Pelaez Inc./Getty Images (boy); pg. 65 topseller/Shutterstock (lemon); pg. 68 Ivonne Wierink/Shutterstock (potato salad); pg. 68 Kiselev Andrey Valerevich/Shutterstock (sushi); pg. 68 Fanfo/Shutterstock (crepes); pg. 68 Julian Rovagnati/Shutterstock (ravioli); pg. 68 bonchan/Shutterstock (stir fry); pg. 68 whitewish/iStockphoto (kimchi); pg. 68 Lehner/iStockphoto (tofu); pg. 68 DNY59/iStockphoto (taco); pg. 70 ozflash/iStockphoto (kangaroo); pg. 70 rawheadrex/iStockphoto (llama); pg. 70 kidy (panda); pg. 70 Dennis W Donohue/Shutterstock (ostrich); pg. 70 Calek/Shutterstock (crocodile); pg. 70 Henk Bentlage/Shutterstock (hippo); pg. 70 juuce/iStockphoto (koala); pg. 70 All Canada Photos/Alamy (penguin); pg. 71 irin-ki/Shutterstock; pg. 71 Ebby May/Getty Images (girl tl); pg. 72 Mario Tama/Getty Images (boy); pg. ZUMA Press, Inc./Alamy (girl tr); pg. 72 Oote Boe Ph/Alamy (spiral hopscotch board); pg. 73 Againstar/Shutterstock; pg. 75 akva/Shutterstock (river); pg. 75 Yuri Arcurs/Shutterstock (cooking); pg. 75 CPbackpacker/Shutterstock (tents); pg. 75 Barbara Tripp/Shutterstock (rafting); pg. 75 Inge Johnson/A (GrandCanyon); pg. 75 Maica/iStockphoto (girl); pg. 75 Jose Luis Pelaez Inc/Getty Images (boy).



# Table of Contents

Let's Remember .....	2
Unit 1 How Much Food?.....	4
Unit 2 Comparing Animals .....	12
Let's Review Units 1 and 2 .....	20
Unit 3 Last Weekend .....	22
Unit 4 Activities.....	30
Let's Review Units 3 and 4 .....	38
Unit 5 The Future.....	40
Unit 6 Fun in the Seasons.....	48
Let's Review Units 5 and 6 .....	56
Unit 7 The Senses .....	58
Unit 8 New Experiences .....	66
Let's Review Units 7 and 8.....	74
Syllabus .....	76
Word List .....	78



Kate



Andy



Jenny



Scott



Ginger



Sam



Let's Talk

Let's Learn

Let's Learn More



Let's Read




Let's Review




موسسه زبان دهخدا  
dehkhodaedu.com

# Let's Remember


**A** Listen, point, and say.  1.02



Do you want to go skateboarding?




That's too bad.




No, thanks. I can't.  
I have a stomachache.



What happened?



I'm not sure. My kite  
was under the tree.  
Now it's in the tree.





موسسه زبان دهخدا  
dehkhodaedu.com

Which ball is bigger?



My ball is bigger.



My ball is the biggest.



Yes, I am.

Are you going to go through the tunnel?



It's dark. You need a flashlight.



Is it going to rain?



I'm not sure. I hope no



dehkhodaedu.com

Let's Remember

# Unit 1

# How Much Food?

## Let's Talk



### A Listen and say. 1.03



**Kate:** Is everything ready for the party? Are there enough pretzels?

**Jenny:** I think so. There are three bags.



**Kate:** Do we have any soda?

**Jenny:** Yes, we do.

**Kate:** How many cans of soda are there?

**Jenny:** There's only one can. We don't have enough.



**Kate:** How many cans do we need?

**Jenny:** We need twelve cans.

**Kate:** OK. See you soon!



Are there enough pretzels?

I think so.

I don't think so.

### B Watch the video.

   
denkhodaedu.com

**C** Practice the words. Ask and answer.  1.05



1. a can of tomatoes



2. cans of beans



3. a bag of potato chips



4. bags of pretzels




5. a bottle of water



6. bottles of soda



7. a piece of pizza



8. pieces of watermelon



1.06


How many **cans of tomatoes** are there?  
There is one **can**.  
There are **three cans**.

**D** Listen and sing.  1.07 

**One Piece of Pizza**

Oh, there is one piece of pizza.  
There are pretzels in a bag,  
One piece of pizza,  
Pretzels in a bag.

Oh, there are three cans of soda,  
Pretzels in a bag,  
Four bags of potato chips.  
Oh, I love parties!



Pizza, pizza,  
Is there enough pizza?  
Yes, there is.  
There's enough pizza.  
There are enough pieces of pizza.  
There's plenty of pizza pie. YES!



I can do this lesson.

dekhodaedu.com



# Let's Learn



## A Learn the words. 1.08



1. a lot of nuts



2. a few nuts



3. a lot of cupcakes



4. a few cupc



5. a lot of blueberries



6. a few blueberries




7. a lot of cherries



8. a few cher

## B Make sentences. 1.09

Jenny and Kate are getting food ready for a party. Do they have enough food?




There are a lot of **nuts**.

There are a few **cupcakes**.

dekhodaedu.com

**C** Ask and answer.  1.10



How many **sandwiches** are there?  
There are 

a lot of
a few

**sandwiches**.

**D** Ask your partner. Look at the picture in **C**.  1.11

Are there a lot of **cookies**?  
Yes, there are. No, there aren't.



I can do this lesson.

dekhodaedu.com

# Let's Learn More



## A Learn the words. 1.12



1. a lot of pudding



2. a little pudding



3. a lot of fruit



4. a little fruit



5. a lot of lemonade



6. a little lemonade



7. a lot of pie



8. a little pie

## B Ask and answer. 1.13

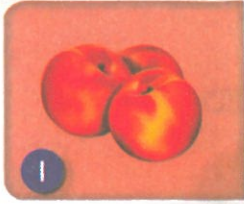
Scott and Andy are at the party, too.  
They are helping with the food.



How much **fruit** is there?  
There is a lot of **fruit**.

How much **pie** is there?  
There is a little **pie**.

**C** Ask and answer.  1.14




1




2



5



6




3



4



7



8

How many **peaches** are there?

There are 

a lot of
a few

**peaches**.

How much **yogurt** is there?

There is 

a lot of
a little

**yogurt**.

**D** Listen and chant.  1.15 

**Is There a Lot of Milk?**

Is there a lot of milk?

Yes, there is.

There are bottles and bottles  
and bottles of milk.



Is there a lot of popcorn?

There's a little popcorn.

Are there a lot of grapes?

There are a few.

Are there a lot of pancakes?

No, there aren't.

How many grapes?

One or two.



I can do this lesson.  [dekhodaedu.com](http://dekhodaedu.com)



**A** Listen and read along. Then read again. 1.16


## DINOSAURS

Dinosaurs lived millions of years ago. There were a lot of dinosaurs then. What did they eat? Did they buy bags of dinosaur food? Did they eat pieces of bread? No!


Scientists studied dinosaur teeth. The scientists learned many things. For example, many dinosaurs ate plants. Some dinosaurs ate meat.



Apatosaurus: plant-eater



Tyrannosaurus: meat-eater



Scientists studied bones too. Many dinosaurs had big, long bones. They were tall. They could reach the leaves on trees, but they couldn't jump. Some dinosaurs had little, short bones. They could climb trees.

### New Words

dinosaurs  
millions of years ago  
plants  
meat

can → could

**B** Choose the correct answer. 1.17

- What did dinosaurs eat?
  - a few pieces of bread
  - a lot of plants and meat
- Could tall dinosaurs jump?
  - No, they couldn't.
  - Yes, they could.

dekhodaedu.com

### C Understand the vocabulary.

They could **reach** the leaves on trees.

What does **reach** mean?



### D Ask your partner.

1. When did dinosaurs live?
2. What did scientists study?
3. What did scientists learn from dinosaur bones?

### E Listen and write. Do you hear **mp** or **mb**? 1.18



1. ju\_\_\_\_\_



2. cli\_\_\_\_\_



3. la\_\_\_\_\_



4. co\_\_\_\_\_

### F Learn about words. Read and write.

  
long

long + er

  
longer

1. short → \_\_\_\_\_

2. tall → \_\_\_\_\_



I can do this lesson.

dekhodaedu.com

# Unit 2

# Comparing Animals

## Let's Talk



### A Listen and say. 1.19



**Andy:** Did you know that a zebra is slow than a gazelle?

**Scott:** Really? I didn't know that.



**Andy:** Which animal is faster? A cat or a polar bear?

**Scott:** I'm not sure. I think a polar bear is probably faster.

**Andy:** No! A cat is as fast as a polar bear.

**Scott:** Wow! Are you sure? That's interesting.



**Andy:** A man is faster than a skunk.

**Scott:** Are you sure?

**Andy:** Yes, I'm sure. Look!

**Scott:** That's good! He can run away!

 1.20


Are you sure?

Yes, I'm sure.

No, I'm not sure.

### B Watch the video.

 [denkhodaedu.com](http://denkhodaedu.com)

**C** Practice the words. Ask and answer.  1.21



1. a wolf  
64 kph



2. a zebra  
64 kph



3. a cheetah  
114 kph



4. a gazelle  
80 kph



5. a rhinoceros  
43 kph



6. a polar bear  
43 kph



7. a squirrel  
19 kph



8. a skunk  
12 kph

 1.22

Is a **wolf** as fast as a **zebra**?  
Yes, it is. No, it isn't. It's **slower**.

fast → as fast as → faster than  
slow → as slow as → slower than

**D** Listen and chant.  1.23 

**A Gazelle Is as Fast as a Lion**

A gazelle is as fast  
as a lion.

But a lion is smarter  
than a cow.

You're probably right,  
but I'm not sure.

Is a lion smarter  
than a cow?



A rhino is bigger than  
a zebra.

But it's smaller than a  
polar bear.

You're probably right,  
but I'm not sure.

Is it smaller than  
a polar bear?



Some skunks are as little  
as squirrels.

Some skunks are as big  
as cats.

You're probably right,  
but I'm not sure.

Is a skunk as big as  
a cat?



I can do this lesson.


dekhodaedu.com



# Let's Learn




## A Learn the words. 1.24




polar bear      dog      gazelle

1. fast → faster → fastest




squirrel      skunk      turtle

2. slow → slower → slowest



cheetah      rhinoceros      elephant

3. large → larger → largest




puppy      kitten      mouse

4. small → smaller → smallest

## B Ask and answer. 1.25

Scott and Jenny are at an animal exhibit. They are learning about the speed and size of animals.



Which one is faster?  
The gazelle is faster. The gazelle is faster than the polar bear.  
denkhodaedu.com

**C** Ask and answer.  1.26

1. fast



cheetah



polar bear



zebra

2. slow



cat



wolf



turtle

3. large



lion



rhinoceros



cow

4. small



mouse



skunk



squirrel

Which one is the fastest?  
The cheetah is the fastest.

**D** Listen and chant.  1.27 

### Cheetah Chant

A greyhound is fast,  
Faster than a cat,  
But a cheetah is the fastest of all.

A racehorse is fast,  
Faster than a fox,  
But a cheetah is the fastest of all.

A rabbit is fast,  
Faster than a cat,  
But a cheetah is the fastest of all.

A rabbit is faster  
than a baby kangaroo,  
But a cheetah is the fastest of all.



I can do this lesson.  dekhodaedu.com

# Let's Learn More



## A Learn the words. 1.28



1. colorful



2. graceful



3. expensive



4. delicious

## B Say these. 1.29



The polar bear is the least colorful.



The squirrel is less colorful than the frog.



The frog is colorful.



The fish is more colorful than the frog.



The bird is the most colorful.

## C Ask and answer. 1.30

Kate and Jenny are in the zoo gift shop. They are comparing gifts.



Which one is more colorful?

The fish is more colorful.

Which one is less colorful?

The frog is less colorful.

dekhodaedu.com

**D** Play a game. Ask and answer.  1.31

Which one is the most <b>graceful</b> ? The <b>gazelle</b> is the most <b>graceful</b> .	Which one is the least <b>graceful</b> ? The <b>elephant</b> is the least <b>graceful</b> .
---	--


**E** Ask and answer. Look at the pictures in **D**.  1.32

Is the **skirt** more **expensive** than the **shirt**?  
Yes, it is.  
No, it isn't.




dekhodaedu.com  
I can do this lesson.




**A** Listen and read along. Then read again.  1.33

## What Do You Know About Animals?

Polar bears have a good sense of smell. They can smell fish under the ice from far away. They are strong, and they can smash open ice blocks to catch the fish.




Zebras are not colorful, and they can't change color. But every zebra's stripes are different, just like fingerprints.



The mimic octopus isn't colorful. But it can change its color and shape. It can look like a jellyfish, a snake, or fifteen different animals.



A hummingbird is one of the smallest and lightest birds. It is lighter than a coin, and it can fly backwards.



A box jellyfish has 24 eyes. It is shaped like a box.

### New Words

smash	change
hummingbird	shape
backwards	fingerpr
mimic octopus	box jelly

**B** Choose the correct answer.  1.34

1. What animal can change color and shape?  
a. a jellyfish      b. a mimic octopus
2. Is a coin heavier than a hummingbird?  
a. Yes, it is.      b. No, it isn't.

## C Understand the vocabulary.

It can **look like** fifteen different animals.

What does **look like** mean?



## D Ask your partner.

1. What bird can fly backwards?
2. Which animal is the most interesting? Why?

## E Listen and write. Do you hear **ar** or **ir**? 1.35



1. b \_\_\_\_ d



2. sc \_\_\_\_ f



3. th \_\_\_\_ d



4. c \_\_\_\_ d



5. sh \_\_\_\_ k

## F Learn about words. Read and write.



small

small + est

smallest



1. light →

2. slow → \_\_\_\_\_

3. tall →

4. strong → \_\_\_\_\_

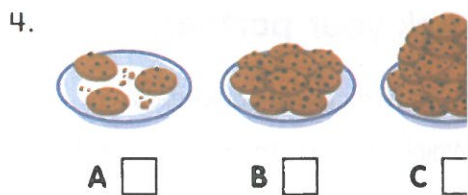





dekhodaedu.com  
I can do this lesson.

# Let's Review



## A Listen and check. 1.36







## B Listen and circle. 1.37

1. a. It's slower.      b. It's faster.

2. a. It's larger.      b. It's smaller.

## C Listen and check. 1.38



## D Let's read about a panda kindergarten. 1.39

We're in China!

### John and Lisa's Travel Blog



## Ni Hao from Panda Kindergarten, China!

*ni hao* = hello

This week, we're volunteering at a panda kindergarten. Every morning, we clean the pandas' rooms, and then we feed them. They eat a lot of bamboo every day! Pandas also like carrots and apples. We didn't know that.



Newborn pandas are very small. They are about as light as a stick of butter. But they grow quickly.

We like watching the pandas. They really like to play. Baby pandas like to tumble, climb, and chase. They are very funny.



### What About You?

- How many pets do you have?
- Do you like to watch baby animals? What do they do? Are they funny?

### New Words

kindergarten  
bamboo  
carrots  
newborn  
stick of butter  
tumble

## E Write about a baby animal.

Comments



# Unit 3

# Last Weekend Let's Talk



## A Listen and say. 1.40



**Jenny:** How was your weekend?

**Scott:** It was great. How was yours?

**Jenny:** It was pretty good.



**Scott:** What did you do?

**Jenny:** My brother and I went for a bike ride.

**Scott:** That sounds like fun.



**Jenny:** What did you do last weekend?

**Scott:** I went shopping and bought this new bike.

**Jenny:** Wow! I like it.

**Scott:** Thanks.



How was your weekend?  
It was great.  
It was pretty good.

yours = your weekend

## B Watch the video.

dekhodaedu.com

**C** Practice the words. Ask and answer.  1.42



1. went for a walk



2. went for a bike ride



3. went for a swim



4. went bowling



5. went shopping



6. went skating



1.43

What did **he** do last weekend?  
He **went for a walk**.

**D** Listen and chant.  1.44 

### Last Summer, What Did You Do?

Last summer, what did you do?

I went to Hawaii.

I did, too.

Did you buy anything?

Yes, I did. I bought  
a two-dollar tie.

So did I.



Last winter, where did you go?

I went to London.

So did Joe.

Did you buy anything?

Yes, I did. I bought English tea.

So did he.



I can do this lesson.

dekhodaedu.com

# Let's Learn



## A Learn the words. 1.45



1. skateboarding



2. hiking



3. taking pictures



4. playing volleyball



5. running



6. walking the dogs

## B Ask and answer. 1.46

It was Saturday. Jenny and Scott saw Kate and Andy at the park. What were they doing before?



What was **Kate** doing?

She was **walking the dogs**.

dekhodaedu.com

**C** Ask and answer.  1.47



What was **she** doing yesterday?  
**She** was walking the dog.

What were they doing yesterday?  
They were hiking.

**D** Listen and chant.  1.48

### Our Dogs

Last night, our dogs were having fun.  
They were having a very good time.

What were they doing?  
They were skateboarding.  
They were having a very good time.



Your dogs were skateboarding?  
Yes, they were.  
They were having a very good time.



I can do this lesson.  [dekhodaedu.com](http://dekhodaedu.com)

# Let's Learn More



## A Learn the words. 1.49



1. buying sneakers



2. mailing a package



3. playing catch



4. watching DVDs



5. borrowing books



6. surfing the Internet

## B Ask and answer. 1.50

It's Sunday. The children met in the park again this afternoon.  
Where were they this morning? What were they doing there?



Where was **Andy** this morning?

He was **at home**.

[dekhodaedu.com](http://dekhodaedu.com)

What was **he** doing there?

He was **watching DVDs**.

**C** Play a game. Ask your partner.  1.51

What was **she** doing this afternoon?  
What were they

**She was** buying boots at the mall.  
**They were**



**D** What about you?

Where were you this morning? What were you doing?

I was \_\_\_\_\_ at \_\_\_\_\_.



dekhodaedu.com  
I can do this lesson.



**A** Listen and read along. Then read again. 1.52

## Fruits, Seeds, and Stones



This morning, I went shopping at a farmers' market. One farmer was talking about fruits and vegetables. I learned a lot.


The farmer gave us some starfruit. I ate the seeds, too!



Strawberries have seeds on the outside.

Fruits have seeds. Vegetables don't have seeds. Is a tomato a fruit or a vegetable? Cherries and peaches are stone fruits. They have seeds inside a hard pit.

The farmers' market was fun and everything was delicious!



**New Wo**

vegetable  
tomato  
starfruit  
stone

**B** Choose the correct answer. 1.53

1. What was the farmer doing at the farmers' market?

a. She was eating fruits and vegetables.      b. She was talking about fruits and vegetables.
2. How was the farmers' market?

a. It was fun.      b. It was hot.

### C Understand the vocabulary.

Cherries and peaches are **stone** fruits.



What does **stone** mean?

a.



b.



c.



### D Ask your partner.

1. What's your favorite fruit?
2. What's your favorite vegetable?

### E Listen and write. Do you hear **st** or **str**? 1.54



1. \_\_\_\_\_awberry    2. \_\_\_\_\_ar    3. \_\_\_\_\_ipes    4. \_\_\_\_\_one    5. \_\_\_\_\_ing

### F Learn about words. Read and write.



strawberry

strawberry - y + ies

strawberries



1. family → \_\_\_\_\_    2. cherry → \_\_\_\_\_



I can do this lesson.

dekhodaedu.com





### A Listen and say. 1.55



**Andy:** Are you ready?  
**Kate:** Not yet. Wait a minute.  
**Andy:** Why?  
**Kate:** I think I forgot to do something.



**Andy:** Did you put on sunscreen?  
**Kate:** Yes, I did. I put it on.  
**Andy:** Did you turn off the radio?  
**Kate:** Yes, I turned it off.  
**Andy:** OK. You're ready.



**Kate:** Oh, no! Now I remember.  
**Andy:** What?  
**Kate:** I forgot to take off my watch.  
**Andy:** I hope it's waterproof.

 1.56

Are you ready?  
 Not yet. Wait a minute.

### B Watch the video.

   
[dekhodaedu.com](http://dekhodaedu.com)

**C** Practice the words. Ask and answer.  1.57



1. put on sunscreen



2. turn on the TV



3. take off your watch



4. turn off the



5. turn in your homework



6. turn up the heat



7. clean up your room



8. turn down the music


 1.58

Did you **put on sunscreen**?

Yes, I **put it on**.


No, I didn't **put it on**.

**D** Listen and sing.  1.59 

 **Tom Came Home and Turned On the Radio**

Tom came home  
and turned on the radio,  
Turned on the radio,  
Turned on the radio.

Tom came home  
and turned on the radio.  
Tom turned the radio on.



Paul came home  
and put on a DVD,  
Put on a DVD,  
Put on a DVD.

Paul came home  
and put on a DVD.  
Paul put a DVD on.



dekhodaedu.com  
I can do this lesson.

# Let's Learn



## A Learn the words. 1.60



1. walk quickly



2. walk slowly



3. speak loudly



4. speak quietly




5. paint beautifully



6. dance gracefully

## B Ask and answer. 1.61

Kate, Scott, Andy, and Jenny are at an outdoor fair.  
Kate dances gracefully. How does Scott paint?



How does **Kate** dance?  
She dances **gracefully**.

quick → quickly  
slow → slowly  
loud → loudly

quiet → quietly  
beautiful → beautifully  
graceful → gracefully

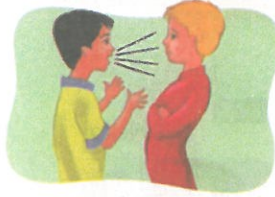
dekhodaedu.com

**C** Ask and answer.  1.62

1.



2.



3.



4.



5.



6.



Does she walk quickly?  
Yes, she does.  
No, she doesn't. She walks slowly.

**D** Listen and chant.  1.63 

**My Friend Joe Is Very Slow**



My friend Joe is very slow.  
He talks slowly, very slowly.  
He walks slowly, very slowly.  
Hurry up, Joe, let's go!

My friend Joe is very slow.  
He eats slowly, very slowly.  
He works slowly, very slowly.  
He drives slowly, very slowly.  
Hurry up, Joe. Let's go!

My friend Rick is very quick.  
He talks quickly, very quickly.  
He walks quickly, very quickly.  
Slow down, Rick. Slow down!

My friend Rick is very quick.  
He eats quickly, very quickly.  
He works quickly, very quickly.  
He drives quickly, very quickly.  
Slow down, Rick. Slow down!



dekhodaedu.com  
I can do this lesson.

# Let's Learn More



## A Learn the words. 1.64



1. play the guitar



2. speak English



3. ride a unicycle



4. bake




5. cook



6. sew

## B Ask and answer. 1.65

Kate, Jenny, Scott, and Andy are in a show.  
What do they do well?



What does **Kate** do well? **She sews** very well.  
denkhodaedu.com

**C** Play a game. Make sentences.  1.66

She speaks English very well.

**A**

- talks
- walks
- plays
- rides
- dances
- paints
- speaks
- bakes

**B**

- quickly
- quietly
- gracefully
- beautifully
- slowly
- loudly
- well

**End**

**D** What about you?

Do you speak loudly or quietly?

Do you walk quickly or slowly?

What do you do well?




dekhodaedu.com  
I can do this lesson.



**A** Listen and read along. Then read again. L.67

## THE Best PET

Goldfish are one of the most popular pets in the world. They are also one of the oldest pets. People in China had pet goldfish more than 1000 years ago.



I have a goldfish. I teach it tricks. Your goldfish can do tricks, too. Swirl the water and watch your goldfish swim quickly. It can also learn how to push a ball. Goldfish are very smart!

I like to watch my goldfish. It's smart, colorful, and it swims gracefully. Goldfish can live for 40 years. They make great pets!



### New Words

goldfish  
popular  
1000 years ago  
swirl


**B** Choose the correct answer. L.68

- When did people in China have pet goldfish?
  - more than 1000 years ago
  - 100 years ago
- How does the goldfish swim?
  - It swims gracefully.
  - It swims slowly.

## C Understand the vocabulary.

Swirl the water and watch your goldfish swim quickly.

What does **swirl** mean?



## D Ask your partner.

1. What kind of pet do you want?
2. What can you teach your pet?

## E Listen and write. Do you hear **It** or **Id**? 1.69



1. go \_\_\_\_\_ fish

2. c \_\_\_\_\_ d

3. qui \_\_\_\_\_

4. o \_\_\_\_\_

5. be \_\_\_\_\_

## F Learn about words. Read and write.

graceful

graceful + ly

gracefully

1. soft → \_\_\_\_\_

2. quick → \_\_\_\_\_

3. loud → \_\_\_\_\_

4. slow → \_\_\_\_\_



I can do this lesson.


dekhodaedu.com






# Let's Review



## A Listen and number.



## B Listen and check. 1.71



## C Let's read about the Great Barrier Reef. ▶ 1.72

We're in Australia!

John and Lisa's Travel Blog

Great Bar  
Reef, Aus



### G'day from the Great Barrier Reef in Australia!

Today we went scuba diving. We swam slowly around the coral and saw some clownfish. They were very colorful and friendly.



Then we saw a big sea turtle. Turtles are not graceful on land, but they are very graceful in the water.



We swam back to the boat. Dolphins swam next to us and jumped out of the water.

This is the world's largest coral reef. It's a beautiful underwater world!

*g'day = good day*

#### What About You?

- Can you swim underwater?
- What can you see underwater?

#### New Words

scuba diving  
coral reef  
clownfish  
underwater

## D Write about a water activity.

Comments

# Unit 5

## The Future Let's Talk



### A Listen and say. 2.02



**Kate:** What do you think you'll be when you grow up?

**Jenny:** I think I'll be a tennis player.

**Kate:** Good idea! You play tennis very well.



**Kate:** What about me? What do you think I'll be?

**Jenny:** Hmm. Maybe you'll be an engineer.

**Kate:** Really? I don't think so. I hate math.



**Kate:** I think I'll be a designer.

**Jenny:** You're probably right. You're really good at drawing.

**Kate:** Maybe I'll make a tennis outfit for you.

**Jenny:** That'll be great! Thanks.

 2.03

I think I'll be a tennis player.  
Good idea!  
You're probably right.

you will = you'll  
I will = I'll  
That will = That'll

### B Watch the video. [dekhodaedu.com](http://dekhodaedu.com)

**C Practice the words.**  2.04



1. a tennis player



2. a movie director



3. a designer



4. a hair stylist



5. a surgeon



6. a flight attendant

**D Ask and answer.**



What do you think **he'll** be?

I think **he'll** be a **hair stylist**.

he will = **he'll**

she will = **she'll**

**E Listen and chant.**  2.06 

**What Will Lynn Be?**

Will Lynn be a lawyer?

No, I don't think so.

Will she be a doctor?

No, I don't think so.


She won't be a lawyer.

She won't be a doctor.

What do you think she'll be?

I think she'll be an English teacher.

We'll see!



I can do this lesson.  [dekhodaedu.com](http://dekhodaedu.com)

# Let's Learn



## A Learn the words. 2.07



1. do the laundry



2. set the table



3. make the bed



4. dust the furniture



5. mop the floor



6. wash the car

## B Ask and answer. 2.08

It's Saturday. Will Jenny, Andy, Kate, and Scott do their chores?



Will Jenny mop the floor?

Yes, she will. No, she won't.

will not = won't

**C** Ask and answer.  2.09



What will *she* do next?  
She'll probably *do the laundry*.

they will = they'll  
he will = he'll  
she will = she'll

**D** Listen and chant.  2.10 


**Will He Hit a Home Run?**

Will he hit a home run?  
He probably won't.

Do the Reds play well?  
No, they don't.

Who will score a run?  
Maybe Bill.

Will the Blue Boys win?  
They probably will.



dekhodaedu.com  
I can do this lesson.

# Let's Learn



## A Learn the words. 2.11



1. do homework



2. wash the dishes



3. clean my desk



4. set the alarm



5. go fishing



6. go swimming



7. go bowling



8. go to sleep

## B Ask and answer. 2.12

Kate, Jenny, Andy, and Scott are talking about what they will do after class.



What will you do after class?  
I think I will go to sleep after class.

**C** Play a game. Make sentences.  2.13



He probably won't do homework.  
They'll probably go fishing.

**D** What about you?

What will you do after class?

I'll probably \_\_\_\_\_.

I probably won't \_\_\_\_\_.




موسسه زبان دهخدا  
dekhodaedu.com



dekhodaedu.com  
I can do this lesson.





**A** Listen and read along. Then read again.  2.14

## ELEPHANT CAMP

Today I went to an elephant camp in Thailand. The elephants and their trainers were playing soccer! They were very good. The elephants can play soccer better than I can!



Another elephant was painting a picture. Her name was Sai. She wrapped her trunk around the paintbrush. She painted a picture of a flower. Sai can paint better than I can!



I visited the elephant nursery, too. The baby elephants were very cute. They played all day. Maybe they'll be soccer players or painters someday!

### New Words

another  
wrapped  
nursery  
cute  
painters

**B** Choose the correct answer.  2.15

1. Where did he go?      a. to a zoo      b. to a camp
  2. What did the baby elephants do all day?      a. They painted.      b. They played.
- dekhodaedu.com

**C Understand the vocabulary.**

She **wrapped her trunk around** the paintbrush.



What does **wrapped her trunk around** mean?

a.



b.



c.



**D Ask your partner.**

1. Can elephants paint pictures?
2. Where were the baby elephants?

**E Listen and write. Do you hear **wr** or **wh**?**  2.16



1. \_\_\_\_\_ite

2. \_\_\_\_\_ap

3. \_\_\_\_\_ite

4. \_\_\_\_\_ale

**F Learn about words. Read and write.**



paint

brush

paint + brush

paintbrush



1. \_\_\_\_\_ + \_\_\_\_\_ = homework

2. \_\_\_\_\_ + \_\_\_\_\_ = sunglasses

3. \_\_\_\_\_ + \_\_\_\_\_ = snowboard

4. \_\_\_\_\_ + \_\_\_\_\_ = jellyfish



I can do this lesson.

dekhodaedu.com

# Unit 6

# Fun in the Seasons

## Let's Talk



### A Listen and say. 2.17



**Scott:** Summer is my favorite season.

**Andy:** Why?

**Scott:** Because it's hot and there's no school.



**Scott:** What's your favorite season?

**Andy:** Winter.

**Scott:** Why?

**Andy:** Because I like skiing.



**Scott:** I like skiing, too ... waterskiing!

**Andy:** That sounds like fun. Let's go waterskiing this summer!



I like waterskiing.  
That sounds like fun.

### Did You Know?

Summer in the Northern Hemisphere is usually June, July, and August. Summer in the Southern Hemisphere is usually December, January, and February.

### B Watch the video. [dehkhodaedu.com](http://dehkhodaedu.com)

**C Practice the words. Ask and answer.**  2.19

winter



1. ice skating

2. skiing

spring



3. planting flowers

4. flying kites

summer



5. going to the beach

6. waterskiing

fall



7. camping

8. picking apples

 2.20

Why do you like **winter**?

I like **winter** because I like **ice skating**.

**D Listen and chant.**  2.21 

**What's Your Favorite Season?**

What's your favorite season?

I love winter.

I don't like winter at all.

Why do you hate winter?

Because I hate the cold.

I like spring or fall.

What's your favorite season?


I love summer.

I don't like summer at all.

Why do you hate summer?

Because I hate the heat.

I don't like summer at all.



dekhodaedu.com  
I can do this lesson.

# Let's Learn



## A Learn the words. 2.22



1. went backpacking



2. raked leaves



3. went sledding



4. had a snowday



5. had a picnic



6. picked flowers



7. went swimming



8. built a sandcastle

## B Ask and answer. 2.23

Andy, Kate, Scott, and Jenny are showing photos of what they did last weekend.



What did you do last weekend?  
I built a sandcastle.  
dekhodaedu.com

**C** Ask and answer.  2.24



What did **he** do last weekend?  
He went backpacking.

**D** Listen and sing.  2.25 

### What Did You Do?

What did you do?  
Where did you go?  
Who did you see last night?  
Please tell me.  
What did you do?  
Where did you go?  
I had fun last night.  
Oh, what did you do?  
Where did you go?



I had a wonderful time.  
I stayed home and did my homework.  
I had a wonderful time.



I can do this lesson.  [dekhodaedu.com](http://dekhodaedu.com)

# Let's Learn More



## A Learn the words. 2.26



1. go trekking



2. go to a water park



3. go rafting



4. go to a baseball



5. go scuba diving



6. go surfing



7. go snowboarding



8. go horseback rid

## B Make sentences. 2.27

Andy, Scott, Jenny, and Kate are planning their next vacations. What will they do?



Andy will probably go surfing.

dekhodaedu.com

**C** Ask and answer.  2.28

1.



last summer



next summer

2.



last winter



next winter

3.



last spring



next spring

4.



last fall



next fall

What did **he** do last **summer**?  
He went to a water park.

What will **he** do next **summer**?  
He'll probably go scuba diving.

**D** What about you?

What did you do last summer?  
What did you do last month?

What will you do next summer?  
What will you do tomorrow?



I can do this lesson.

dekhodaedu.com





**A** Listen and read along. Then read again. 2.29

## Butterflies



The monarch butterflies are here in California! They usually live up north in Canada during the summer. Every winter, they spread their wings and fly south to Mexico because they don't like the cold.

In the winter, the butterflies stop in California to rest. They are in all the trees. Winter is my favorite season because the butterflies are here. They are graceful, colorful, and wonderful.



Monarch butterflies are beautiful. They fill the sky with orange and black spots when they fly.



In the spring, they will fly north again to Canada.

### New Words

monarch butterfly  
north  
spread wings  
south  
wonderful



**B** Choose the correct answer. 2.30

1. Where do monarch butterflies usually live? a. in the north b. in the south
  2. Where will the butterflies go in the spring? a. north b. south
- dekhodaedu.com

### C Understand the vocabulary.

They **spread** their wings and fly.



What does **spread** mean?

a.



b.



c.



### D Ask your partner.

1. Why do the butterflies fly south in the winter?
2. What's your favorite season? Why?

### E Listen and write. Do you hear **spr** or **sp**? 2.31



1. \_\_\_\_\_ot      2. \_\_\_\_\_ing      3. \_\_\_\_\_aggetti      4. \_\_\_\_\_ead      5. \_\_\_\_\_eak

### F Learn about words. Read and write.



color

color + ful

colorful



1. grace \_\_\_\_\_

2. wonder \_\_\_\_\_



I can do this lesson.

dekhodaedu.com

# Let's Review



## A Listen and check. 2.32

1.



A



B



C

2.



A



B



C

3.



A



B



C

4.



A



B



C

5.



A



B



C

6.



A



B



C

7.



A



B



C

8.



A



B



C

## B Let's read about Mt. Everest. 2.33

We're in Nepal!

John and Lisa's Travel Blog

Mt. Everest  
Nepal

### Namaste from Mt. Everest, Nepal!

*namaste* = hello



We're not at the top of Mt. Everest because only mountain climbers can go there. But we can see the top!



We stayed with a host family in a small village last night. Everyone was very friendly. We ate curry and bread for dinner. It was delicious.



Summer is trekking season. It's too cold in the winter. Tomorrow, our guides will take us to the Everest Base Camp. We'll be at the top of the world!

#### What About You?

- What did you do last weekend? Did you go trekking in the mountains?
- Do you think you'll eat curry for dinner? What will you probably eat for dinner?

#### New Words

Mt. Everest  
host family  
village  
curry

## C Write about your visit to a new place.

Comments

# Unit 7

## The Senses

### Let's Talk



#### A Listen and say. 2.34



**Scott:** Something smells good. What are you doing?

**Kate:** I'm baking cookies.

**Scott:** Are they done?

**Kate:** Almost.



**Kate:** Oh, no.

**Scott:** What happened?

**Kate:** I don't know. They don't look good.

**Scott:** They smell good. I'll try one.



**Kate:** How is it?

**Scott:** It tastes great!



 2.35



What happened?  
I don't know.



#### B Watch the video.



denkhodaedu.com


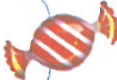
**C** Say these.  2.36

1.  Look at the butterfly.  
It looks beautiful. 

2.  Listen to the music.  
It sounds wonderful. 

3.  Smell the flower.  
It smells good. 

4.  Touch the rabbit.  
It feels soft. 

5.  Taste the candy.  
It tastes sweet. 

**D** Practice the words. Make sentences.  2.37



1. sunset



2. bird



3. rose



4. pillow



5. strawbe



Look at the sunset.  
It looks beautiful.

**E** Listen and chant.  2.39 

**Listen! Do You Hear That Music?**

Listen! Do you hear that music?  
Yes, I do. It sounds beautiful!

Smell the roses. They smell sweet.  
Mmmmm. They smell wonderful!

Look! Do you see that rainbow?  
Yes, I do. It looks amazing!

Touch this pillow. It feels soft.  
Mmmmm. It feels nice!

Taste these cookies. They taste good.  
Mmmmm. They're delicious!



dekhodaedu.com  
I can do this lesson.

# Let's Learn



## A Learn the words. 2.40



1. rainbow / beautiful



2. mask / ugly



3. music / wonderful



4. noise / awful



5. garbage / bad



6. soap / good

## B Make sentences. 2.41

Kate, Jenny, Scott, and Andy are using their senses.  
How do the things around them look, sound, and smell?



The rainbow looks beautiful.

dekhodaedu.com

look	→	looks
sound	→	sounds
smell	→	smells

**C** Ask and answer.  2.42



1. butterfly / beautiful



2. garbage / bad



3. noise / awful



4. mask / ugly



5. music / wonderful



6. rose / good

How does the butterfly look?  
It looks beautiful.

**D** Listen and chant.  2.43 



I smell smoke.  
Something's burning.  
It smells terrible.  
It smells awful.

### I Smell Smoke

I see a horse.  
Somebody's riding.  
It looks wonderful.  
It looks beautiful.



I hear music.  
Somebody's singing.  
It sounds wonderful.  
It sounds beautiful.

I hear English.  
Somebody's speaking.  
It sounds interesting.  
It sounds beautiful.













dekhodaedu.com  
I can do this lesson.



# Let's Learn More




## A Learn the words. 2.44

				
1. pillow / soft	2. rock / hard	3. mirror / smooth	4. tree / rough	
				
5. honey / sweet	6. lemon / sour	7. potato chip / salty	8. dark chocolate / bitter	

## B Ask and answer. 2.45

Jenny and Andy went to a day care center. They talked with the children about the senses.



How does the mirror feel?

The mirror feels smooth.

dekhodaedu.com

feel



feels


taste



tastes

**C** Play a game. Ask and answer.  2.46

Does it feel rough or smooth?  
It feels rough.



**D** Ask your partner.  2.47

Which do you like better, salty food or sweet food?  
I like salty food better.

1. salty food or sweet food?
2. loud music or quiet music?
3. sweet chocolate or bitter chocolate?
4. a soft pillow or a hard pillow?



I can do this lesson.  [dekhodaedu.com](http://dekhodaedu.com)



**A** Listen and read along. Then read again. 2.48

## Why Do Foods Taste Different?

You need two things to taste food: taste buds and a sense of smell.

Taste buds are on your tongue. They help you taste each kind of flavor. Taste buds tell you that ice cream is sweet, potato chips are salty, lemons are sour, and some dark chocolate is bitter.

Your sense of smell is important, too. It helps you taste.

Try this. Drink a glass of apple juice. It will taste sweet. Then pinch your nose closed. Drink some more juice. Now you can't taste it because you can't smell it.

### New Words

taste buds    flavor  
sense        pinch  
tongue




sweet



sour



salty



bitter

**B** Choose the correct answer. 2.49


- Where are your taste buds?  
a. on your nose                      b. on your tongue
- Can you taste food when you pinch your nose?  
a. Yes, you can.                      b. No, you can't.

## C Understand the vocabulary.

Pinch your nose closed.

What does **pinch** mean?

a.



b.



c.



## D Ask your partner.

1. Why do foods taste different?
2. What's your favorite flavor? Why?

## E Listen and write. Do you hear **nch** or **ch**? 2.50



1. pi\_\_\_\_\_

2. rea\_\_\_\_\_

3. lu\_\_\_\_\_

4. pea\_\_\_\_\_

## F Learn about words. Read and write.



salt

salt + y

salty



1. rain → \_\_\_\_\_

2. snow → \_\_\_\_\_

3. cloud → \_\_\_\_\_

4. wind → \_\_\_\_\_



dekhodaedu.com  
I can do this lesson.

# Unit 8

## New Experiences

### Let's Talk



#### A Listen and say. 2.51



**Jenny:** Guess what!

**Scott:** What?

**Jenny:** I'm going to go to France this summer.

**Scott:** That's exciting!



**Scott:** Have you been there before?

**Jenny:** No. It's my first time.

**Scott:** I've been there twice. My uncle lives there. I visited him last summer.



**Jenny:** Wow! You're lucky! I don't know anyone there.

**Scott:** You'll love France!


**Jenny:** There's only one problem. I don't speak French!




Have you been there before?  
No. It's my first time.  
Yes. I've been there twice.

be → been

#### B Watch the video. [denkhodaedu.com](http://denkhodaedu.com)

**C** Practice the words. Ask and answer.  2.53



1. Egypt



2. China



3. Hawaii



4. Nepal



5. the Grand Canyon



6. Mt. Everest



7. France



8. the Great  
Barrier Reef



Have you ever been to **Egypt**?

Yes, I have. No, I haven't.

**D** Listen and chant.  2.55

### Have You Ever?

Have you ever climbed  
Mt. Everest?

Yes, I have.

I loved it.

You will, too.

Have you ever been  
to China?

Yes, I have.

I loved it.

You will, too.

Have you ever been to Egypt?

No, I haven't.

Have you ever been to Hawaii?

No, I haven't.

I've been there and everywhere.

I loved it.

You will, too.



I can do this lesson.

dekhodaedu.com

# Let's Learn



## A Learn the words. 2.56



1. fried noodles



2. potato salad



3. sushi



4. ravioli



5. crepes



6. kimchi




7. tofu



8. tacos

## B Ask and answer. 2.57

Kate and Andy are talking about foods they have eaten. They want to taste new foods.



Have you ever eaten **sushi**?  
 Yes, I have. No, I haven't.  
[dekhodaedu.com](http://dekhodaedu.com)

eat → eaten

**C** Make sentences.  2.58



I've eaten **crepes**.  
I've never eaten **kimchi**.

I have → I've

**D** Listen, point, and chant.  2.59

### Have You Ever Eaten Sushi?

Have you ever eaten sushi?  
No, I haven't, but I'll try it tonight.  
All right.

Have you ever eaten tacos?  
No, I haven't, but I'll try them  
tonight.  
All right.

Have you ever eaten tofu?  
Yes, I have.



Have you ever eaten crepes?  
Yes, I have.  
But I've never eaten sushi.  
And I've never eaten tacos  
I'll try them tonight.  
All right.



dekhodaedu.com  
I can do this lesson.



# Let's Learn More



## A Learn the words. 2.60



1. a crocodile



2. an ostrich



3. a panda



4. a penguin



ama



6. a kangaroo



7. a koala



8. a hippopotan

## B Ask and answer. 2.61

Scott and Jenny are talking about animals they have seen. Scott has seen a crocodile and a penguin. Jenny has seen a panda, an ostrich, and a kangaroo.



Have you ever seen a crocodile?

Yes, I have.

No, I haven't.

dekhodaedu.com

see → seen

**C** Play a game. Ask and answer.  2.62




Has she ever seen a crocodile?  
Yes, she has. No, she hasn't.

seen  
been  
eaten



**D** What about you?  2.63

1.  Hawaii
2. 
3. 
4. 

I've been to Hawaii.  
I've never been to Hawaii.

 I can do this lesson. [dekhodaedu.com](http://dekhodaedu.com)



**A** Listen and read along. Then read again. 2.64

## Hopscotch Around the World



Have you ever played hopscotch? Its history is unclear, but we know it's a very old game! Ancient Romans played hopscotch. The hopscotch court was 200 meters long.



In Albania, children play hopscotch on a square court. There are nine small squares inside one big square.



In France, you can find spiral hopscotch courts. All around the world, children love to play hopscotch!



Today, children in many countries play hopscotch. The game has many different names, and courts have different shapes. But, the rules are similar. Children put markers on a court and hop.

### New Words

Ancient Romans  
court  
200 meters long  
Albania  
spiral

**B** Choose the correct answer. 2.65


- How old is hopscotch?
  - It's 200 years old.
  - No one knows. The history is unclear.
- Where can you find a spiral hopscotch court?
  - France
  - Albania

## C Understand the vocabulary.


In France you can find **spiral** hopscotch courts.

What does **spiral** mean?

a.



b.



c.



## D Ask your partner.

1. Have you ever played hopscotch?
2. What's your favorite game?

## E Listen and write. Do you hear **tch** or **t**? 2.66



1. pu\_\_\_\_\_



2. ca\_\_\_\_\_



3. ca\_\_\_\_\_



4. hopsco\_\_\_\_\_

## F Learn about words. Read and write.



clear

un + clear

unclear



1. friendly →

2. do →

3. wrap →

4. sure →



dekhodaedu.com  
I can do this lesson.

# Let's Review



## A Listen and number. 2.67

a




b



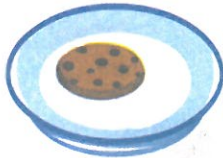

c




d




e




f




g




h




## B Listen and check. 2.68



Jenny



Andy

Yes

No

Yes

No

1. eaten tacos

2. been to Hawaii

3. seen a crocodile

dekhodaedu.com

## C Let's read about the Grand Canyon. 2.69

We're in the U.S.A.!

### John and Lisa's Travel Blog

Grand Canyon  
U.S.A.



## Hello from the Grand Canyon, U.S.A.!

This morning, we went rafting on the Colorado River. The river goes through the Grand Canyon. We went through a lot of rapids. They were very rough. We've never gone rafting before. It was exciting.



In the afternoon, we camped near the river. For dinner, the guides cooked steaks over a campfire. The steaks smelled and tasted delicious!



Tonight we're going to sleep outside. We can hear the river. It sounds wonderful. We can also see a lot of stars. We've never seen so many stars!



### What About You?

- Have you ever gone rafting?
- Have you ever cooked over a campfire?

### New Words

Colorado River  
rapids  
campfire

## D Write about a new experience.

Comments

# Let's Go 5 Syllabus

## Let's Remember

Do you want to go skateboarding?

What happened?

Which ball is bigger?

Is it going to rain?

I'm not sure.

It's dark. You need a flash

Let's Talk	Let's Learn	Let's Learn More	Let's Read
<b>Unit 1 How Much Food?</b>			
<p><b>Conversation:</b> Is everything ready for the party? Are there enough pretzels? I think so. How many cans of soda are there? There's only one can. How many cans do we need? We need twelve cans.</p> <p><b>Food:</b> a can of tomatoes, cans of beans, a bag of potato chips, bags of pretzels, a bottle of water, bottles of soda, a piece of pizza, pieces of watermelon</p> <p><b>Song:</b> One Piece of Pizza</p>	<p><b>Quantities of Food:</b> a lot of / a few nuts, a lot of / a few cupcakes, a lot of / a few blueberries, a lot of / a few cherries</p> <p><b>Language:</b> There are a lot of nuts. There are a few cupcakes. How many sandwiches are there? There are a lot of / a few sandwiches.</p>	<p><b>Quantities of Food:</b> a lot of / a little pudding, a lot of / a little fruit, a lot of / a little lemonade, a lot of / a little pie</p> <p><b>Language:</b> How much fruit is there? There is a lot of fruit. There is a little pie. How many peaches are there?</p> <p><b>Chant:</b> Is There a Lot of Milk?</p>	<p><b>Descriptive Article:</b> Dinosaurs</p> <p><b>Questions</b></p> <p><b>Vocabulary:</b> reach</p> <p><b>Phonics:</b> mp jump mb climb</p> <p><b>Word Study:</b> long + er = longer</p>
<b>Unit 2 Comparing Animals</b>			
<p><b>Conversation:</b> Did you know that a zebra is slower than a gazelle? Which animal is faster? A cat or a polar bear? I'm not sure. A cat is as fast as a polar bear! Are you sure? Yes, I'm sure.</p> <p><b>Animals:</b> a wolf, a zebra, a cheetah, a gazelle, a rhinoceros, a polar bear, a squirrel, a skunk</p> <p><b>Chant:</b> A Gazelle Is as Fast as a Lion</p>	<p><b>Comparatives:</b> fast, faster, fastest; slow, slower, slowest; large, larger, largest; small, smaller, smallest</p> <p><b>Language:</b> Which one is faster? The gazelle is faster. Which one is the fastest? The cheetah is the fastest.</p> <p><b>Chant:</b> Cheetah Chant</p>	<p><b>Descriptions:</b> colorful, graceful, expensive, delicious</p> <p><b>Language:</b> Which one is more / less colorful? The fish is more colorful. The frog is less colorful. Which one is the most / the least graceful? The gazelle is the most graceful. The elephant is the least graceful.</p>	<p><b>Article:</b> What Do You Know About Animals?</p> <p><b>Questions</b></p> <p><b>Vocabulary:</b> look like</p> <p><b>Phonics:</b> ir bird ar scarf</p> <p><b>Word Study:</b> small + est = smallest</p>
Let's Review Units 1 and 2		Reading: John and Lisa's Travel Blog—Panda Kindergarten.	
<b>Unit 3 Last Weekend</b>			
<p><b>Conversation:</b> How was your weekend? It was great. How was yours? It was pretty good. What did you do? My brother and I went for a bike ride. That sounds like fun. What did you do last weekend? I went shopping and bought this new bike.</p> <p><b>Weekend Activities:</b> went for a walk / a bike ride / a swim; went bowling / shopping / skating</p> <p><b>Chant:</b> Last Summer, What Did You Do?</p>	<p><b>Weekend Activities:</b> skateboarding, hiking, taking pictures, playing volleyball, running, walking the dogs</p> <p><b>Language:</b> What was Kate doing? She was walking the dogs. What was she doing yesterday? What were they doing yesterday?</p> <p><b>Chant:</b> Our Dogs</p>	<p><b>Weekend Activities:</b> buying sneakers, mailing a package, playing catch, watching DVDs, borrowing books, surfing the Internet</p> <p><b>Language:</b> Where was Andy this morning? He was at home. What was he doing there? He was watching DVDs. What were they doing this afternoon?</p>	<p><b>Informational Story:</b> Seeds, and Stones</p> <p><b>Questions</b></p> <p><b>Vocabulary:</b> stone</p> <p><b>Phonics:</b> str strawbe st star</p> <p><b>Word Study:</b> strawbe + ies = strawberries</p>
<b>Unit 4 Activities</b>			
<p><b>Conversation:</b> Are you ready? Not yet. Wait a minute. I think I forgot to do something. Did you put on sunscreen? Yes, I did. I put it on. Did you turn off the radio? Yes, I turned it off. Oh, no! I forgot to take off my watch.</p> <p><b>Routines:</b> put on sunscreen, turn on the TV, take off your watch, turn off the radio, turn in your homework, turn up the heat, clean up your room, turn down the music</p> <p><b>Song:</b> Tom Came Home and Turned On the Radio</p>	<p><b>Adverbs:</b> walk quickly, walk slowly, speak loudly, speak quietly, paint beautifully, dance gracefully</p> <p><b>Language:</b> How does Kate dance? She dances gracefully. Does she walk quickly? Yes, she does. No, she doesn't. She walks slowly.</p> <p><b>Chant:</b> My Friend Joe Is Very Slow</p>	<p><b>Activities:</b> play the guitar, speak English, ride a unicycle, bake, cook, sew</p> <p><b>Language:</b> What does Kate do well? She sews very well. She speaks English very well.</p>	<p><b>Article:</b> The Best Pet</p> <p><b>Questions</b></p> <p><b>Vocabulary:</b> swirl</p> <p><b>Phonics:</b> It quilt id cold</p> <p><b>Word Study:</b> graceful + ly = gracefully</p>
Let's Review Units 3 and 4		Reading: John and Lisa's Travel Blog—Great Barrier Reef, Australia	



Let's Talk	Let's Learn	Let's Learn More	Let's Read
<b>Unit 5 The Future</b>			
<p><b>Conversation:</b> What do you think you'll be when you grow up? I think I'll be a tennis player. You play tennis very well. What do you think I'll be? Maybe you'll be an engineer. I don't think so. I think I'll be a designer. You're probably right. You're really good at drawing.</p> <p><b>Occupations:</b> a tennis player, a movie director, a designer, a hair stylist, a surgeon, a flight attendant</p> <p><b>Chant:</b> What Will Lynn Be?</p>	<p><b>Chores:</b> do the laundry, set the table, make the bed, dust the furniture, mop the floor, wash the car</p> <p><b>Language:</b> Will Jenny mop the floor? Yes, she will. No, she won't. What will she do next? She'll probably do the laundry.</p> <p><b>Chant:</b> Will He Hit a Home Run?</p>	<p><b>After School:</b> do homework, wash the dishes, clean my desk, set the alarm, go fishing/swimming/bowling, go to sleep</p> <p><b>Language:</b> What will you do after class? I think I'll go to sleep after class. He probably won't do homework. They'll probably go fishing.</p>	<p><b>Article:</b> Elephant Camp</p> <p><b>Questions</b></p> <p><b>Vocabulary:</b> wrapped</p> <p><b>Phonics:</b> wr write wh white</p> <p><b>Word Study:</b> paint + brush = paintbrush</p>

<b>Unit 6 Fun in the Seasons</b>			
<p><b>Conversation:</b> Summer is my favorite season. What's your favorite season? Winter. Why? Because I like skiing. I like skiing too . . . waterskiing! That sounds like fun.</p> <p><b>Seasonal Activities:</b> winter, spring, summer, fall, ice skating, skiing, planting flowers, flying kites, going to the beach, waterskiing, camping, picking apples</p> <p><b>Chant:</b> What's Your Favorite Season?</p>	<p><b>Seasonal Events:</b> went backpacking/sledding/swimming, raked leaves, had a snowball fight/picnic, picked flowers, built a sandcastle</p> <p><b>Language:</b> What did you do last weekend? I built a sandcastle. What did he do last weekend?</p> <p><b>Song:</b> What Did You Do?</p>	<p><b>Vacation Ideas:</b> go trekking/rafting/scuba diving/surfing/snowboarding/horseback riding, go to a water park/baseball game</p> <p><b>Language:</b> Andy will probably go surfing. What did he do last summer? He went to a water park. What will he do next summer?</p>	<p><b>Photo Essay:</b> Butterflies</p> <p><b>Questions</b></p> <p><b>Vocabulary:</b> spread</p> <p><b>Phonics:</b> sp spot spr spring</p> <p><b>Word Study:</b> color + ful = colorful</p>

Let's Review Units 5 and 6

Reading: John and Lisa's Travel Blog—Mt. Everest, Ne

<b>Unit 7 The Senses</b>			
<p><b>Conversation:</b> Something smells good. What are you doing? I'm baking cookies. Are they done? Almost. What happened? I don't know. They don't look good. They smell good. I'll try one. How is it? It tastes great!</p> <p><b>Using the Senses:</b> look, listen, smell, touch, taste, sunset, bird, rose, pillow, strawberry</p> <p><b>Chant:</b> Listen! Do You Hear That Music?</p>	<p><b>Senses:</b> rainbow/beautiful, mask/ugly, music/wonderful, noise/awful, garbage/bad, soap/good</p> <p><b>Language:</b> The rainbow looks beautiful. How does the butterfly look? It looks beautiful.</p> <p><b>Chant:</b> I Smell Smoke</p>	<p><b>Senses:</b> pillow/soft, rock/hard, mirror/smooth, tree/rough, honey/sweet, lemon/sour, potato chip/salty, dark chocolate/bitter</p> <p><b>Language:</b> How does the mirror feel? The mirror feels smooth. Does it feel smooth or rough? It feels rough.</p>	<p><b>Descriptive Article:</b> Why Do Foods Taste Different?</p> <p><b>Questions</b></p> <p><b>Vocabulary:</b> pinch</p> <p><b>Phonics:</b> nch pinch ch reach</p> <p><b>Word Study:</b> salt + y = salty</p>

<b>Unit 8 New Experiences</b>			
<p><b>Conversation:</b> Guess what? I'm going to go to France this summer. Have you been there before? No. It's my first time. I've been there twice. You'll love France! There's only one problem. I don't speak French!</p> <p><b>Places:</b> Egypt, China, Hawaii, Nepal, the Grand Canyon, Mt. Everest, France, the Great Barrier Reef</p> <p><b>Chant:</b> Have You Ever?</p>	<p><b>International Foods:</b> fried noodles, potato salad, sushi, ravioli, crepes, kimchi, tofu, tacos</p> <p><b>Language:</b> Have you ever eaten sushi? Yes, I have. No, I haven't. I've eaten crepes. I've never eaten kimchi.</p> <p><b>Chant:</b> Have You Ever Eaten Sushi?</p>	<p><b>Animals from Many Places:</b> a crocodile, an ostrich, a panda, a penguin, a llama, a kangaroo, a koala, a hippopotamus</p> <p><b>Language:</b> Have you ever seen a crocodile? Yes, I have. No, I haven't. Has she ever seen a crocodile? Yes, she has. No, she hasn't.</p>	<p><b>Article:</b> Hopscotch Around the World</p> <p><b>Questions</b></p> <p><b>Vocabulary:</b> spiral</p> <p><b>Phonics:</b> t put tch catch</p> <p><b>Word Study:</b> un + clear = unclear</p>

Let's Review Units 7 and 8

Reading: John and Lisa's Travel Blog—Grand Canyon, U



# Word List

<b>A</b>	ago	10	enough	4	least	16	playing volleyball	24	swam	
	Albania	72	ever	68	lemon	62	polar bear	12	sweet	
	almost	58	exciting	66	lemonade	8	popular	36	swirl	
	Ancient Romans	72	expensive	16	less	16	potato chip	62	<b>T</b>	
	another	46	<b>F</b>		lion	13	potato salad	68	facos	
	Australia	39	farmers' market	28	little	8	pretty good	22	take off your watch	
	awful	60	fast	14	llama	70	pretzels	4	taking pictures	
<b>B</b>			faster	14	London	23	probably	12	taste	
	backwards	18	fastest	14	longer	11	pudding	8	taste buds	
	bad	60	favorite	48	look like	19	put on sunscreen	31	tennis player	
	bag of potato chips	5	few	6	lot	6	<b>R</b>		tofu	
	bags of pretzels	5	fingerprints	18	loudly	32	racehorse	15	tomato	
	bake	34	first	66	lucky	66	radio	30	tongue	
	bamboo	21	flavor	64	<b>M</b>		rainbow	59	touch	
	base camp	57	flight attendant	41	mailing a package	26	raked leaves	50	trainers	
	because	48	flying kites	49	make the bed	42	rapids	75	trunk	
	before	66	France	66	markers	72	ravioli	68	tumble	
	bike ride	22	fried noodles	68	mask	60	reach	11	turn down the music	
	bitter	62	fruit	8	maybe	40	ready	30	turn in your	
	blueberries	6	<b>G</b>		meat	10	really	12	homework	
	bones	10	gazelle	12	meters	72	rhinoceros	13	turn off the radio	
	borrowing books	26	go bowling	44	millions	70	ride a unicycle	34	turn on the TV	
	bottle of water	5	go fishing	44	mimic octopus	18	river	75	turn up the heat	
	bottles of soda	5	go horseback riding	52	mirror	62	rough	62	turtle	
	bought	22	go rafting	52	monarch butterflies	54	rough	62	twice	
	box jellyfish	18	go scuba diving	52	mop the floor	42	running	24	<b>U</b>	
	built a sandcastle	50	go snowboarding	52	more	16	<b>S</b>		U.S.A.	
	butterflies	54	go surfing	52	most	16	salty	62	ugly	
	buying sneakers	26	go swimming	44	mountain climbers	57	scuba diving	39	unclear	
			go to a baseball	52	movie director	41	seeds	28	underwater	
			game	52	Mt. Everest	57	sense	64	<b>V</b>	
			go to a water park	52	much	8	set the alarm	44	vegetable	
			go to sleep	44	music	59	set the table	42	village	
			go trekking	52	<b>N</b>		sew	34	<b>W</b>	
			going to the beach	49	Nepal	57	shape	18	walk quickly	
			goldfish	36	never	69	skateboarding	24	walk slowly	
			graceful	16	newborn	21	skiing	48	walking the dogs	
			Grand Canyon	67	next fall	53	skunk	12	wash the car	
			Great Barrier Reef	39	next spring	53	slow	14	wash the dishes	
			greyhound	15	next summer	53	slower	14	watching DVDs	
			<b>H</b>		next winter	53	slowest	14	waterproof	
			had a picnic	50	noise	60	smaller	14	waterskiing	
			had a snowball fight	50	north	54	smallest	14	went backpacking	
			hair stylist	41	nursery	46	smash	18	went bowling	
			happened	58	nuts	6	smell	59	went for a bike ride	
			hard	62	<b>O</b>		smoke	61	went for a swim	
			hate	40	ostrich	70	smooth	62	went for a walk	
			Hawaii	23	oufit	40	soap	60	went shopping	
			hiking	24	<b>P</b>		soccer	46	went skating	
			hippopotamus	70	paint beautifully	32	soft	59	went sledding	
			honey	62	painters	46	sour	62	went swimming	
			hopscootch	72	panda	21	south	54	wings	
			host family	57	penguin	70	speak English	34	wolf	
			hummingbird	18	pet	36	speak loudly	32	won't	
			<b>I</b>		picked flowers	50	speak quietly	32	wonderful	
			ice skating	49	picking apples	49	spiral	72	world	
			<b>K</b>		pie	8	spots	54	wrapped	
			kinchi	68	piece of pizza	5	spread	54	<b>Y</b>	
			kindergarten	21	pieces of watermelon	5	squirrel	13	yet	
			koda	70	pillow	59	starfruit	28	<b>Z</b>	
			<b>L</b>		pinch	64	steaks	75	zebra	
			large	14	pit	28	stick of butter	21		
			larger	14	plants	10	stone	28		
			largest	14	play the guitar	34	strawberries	28		
					play the guitar	34	sunset	59		
					play the guitar	34	surgeon	41		
					play the guitar	34	sushi	68		
					play the guitar	34				




 **Class Audio**

Find the audio tracks on Online Play:  
[www.oup.com/elt/letsgo](http://www.oup.com/elt/letsgo)

Oxford University Press is the world's authority on the English language.

As part of the University of Oxford, we are committed to furthering English language learning worldwide.

We continuously bring together our experience, expertise and research to create resources such as this one, helping millions of learners of English to achieve their potential.



موسسه زبان دهخدا  
dehkhodaedu.com

**OXFORD**  
UNIVERSITY PRESS

[www.oup.com/elt](http://www.oup.com/elt)

[dehkhodaedu.com](http://dehkhodaedu.com)



## Let's talk. Let's learn. Let's Go!

Energize your English classes with the trusted methodology of **LET'S GO**.

**LET'S GO** is full of fun, collaborative activities that get students talking in English from the very beginning.

- NEW** **Animated videos:** conversations, songs, and chants create excitement in class and motivate students to speak in English
- NEW** **Teacher's Resource Center:** Online Practice and an extensive online library of easy-to-access teaching resources help get the most out of each class
- NEW** **Can-do statements:** can-do statements with supporting activities allow students to measure their progress
- NEW** **Reading texts:** engaging texts build students' confidence in phonics and reading comprehension
- NEW** **Let's Begin series:** a two-level introductory course provides the perfect building blocks for learning English

### Students

- **Student Book**
- **Workbook**  
Online Practice
- **Online Play**  
Student's Website

### Teachers

- **Teacher's Pack**  
Classroom Presentation Tool, Teacher's Guide, and Teacher's Resource Center
- **Class Audio CDs**
- **Teacher Cards**

CEFR  
B1  
A2  
A1

ISBN 978-0-19-404972-6



9 780194 049726