

OXFORD

5

LET'S GO

5th Edition

WORKBOOK

دهخدا

موسسه زبان دهخدا
dekhodaedu.com



Ritsuko Nakata
Karen Frazier
Barbara Hoskins

dekhodaedu.com

WORKBOOK

5

LET'S GO

5th Edition



Ritsuko Nakata Karen Frazier Barbara Hoskins

dehkhodaeu.com
OXFORD
UNIVERSITY PRESS

Unit 1

How Much Food?

Let's Talk



A Read and write.

We don't have enough. I think so. See you soon! How many do we

1.



2.











3.



B Match and write.

- | | | | |
|----------|---------|---------|--------|
| a can | cans | a bag | bags |
| a bottle | bottles | a piece | pieces |

<p>1. </p>	<p>2. </p>	<p>• _____ tomatoes</p> <p>• <u>pieces of</u> watermelon</p>
<p>3. </p>	<p>4. </p>	<p>• _____ pizza</p> <p>• _____ soda</p>
<p>5. </p>	<p>6. </p>	<p>• _____ potato chips</p> <p>• _____ beans</p>
<p>7. </p>	<p>8. </p>	<p>• _____ pretzels</p> <p>• _____ water</p>

C Look at B. Answer the question.

How many are there?

1. There are two pieces of watermelon.
2. There is one
3. _____
4. _____
5. _____
6. _____
7. _____
8. _____



Let's Learn




A Look and write.

1.  a lot of nuts

2.  _____

3.  _____

4.  _____


5.  _____


6.  _____


7.  _____

8.  _____

B Look, read, and check.


1. 
Are there a lot of cookies?
 Yes, there are.
 No, there aren't.

2. 
Are there a lot of sandwiches?
 Yes, there are.
 No, there aren't.

3. 
Are there a lot of hot dogs?
 Yes, there are.
 No, there aren't.

4. 
Are there a lot of cupcakes?
 Yes, there are.
 No, there aren't.

C Look, read, and circle.




There are a few blueberries.
a lot of



There are a lot of nuts.
a few




There are a lot of cherries.
a few



There are a few cans of soda.
a lot of

D Write the questions and answers.



1. How many cherries are there?

There are a few cherries.

2. How many blueberries are there?

3. How many bottles are there?

_____ bottles

4. How many cookies are there?


5. _____ ?

There are a lot.

6. _____ ?


There are a few.

Let's Learn



A Match.

1. There is a little pudding. ●
2. There is a lot of lemonade. ●
3. There is a lot of cheese. ●
4. There is a little pie. ●
5. There is a lot of popcorn. ●
6. There is a little water. ●



B Look and write.

1.



2.




C Write the questions and answers.

a lot of a little a few How many How much



How much fruit is there?
There is a lot of fruit.



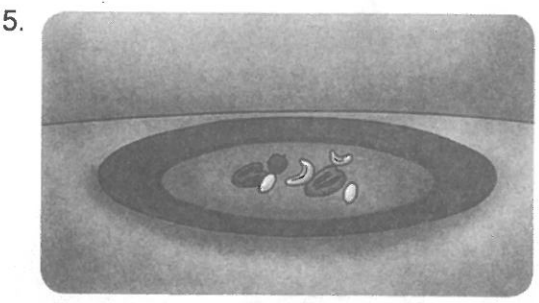
How many
There are _____ pretzel




_____ ?



_____ ?



_____ ?




_____ ?
_____ potato chips



A Read.

A Plant Eater and a Meat Eater

The Apatosaurus was bigger than five elephants. The Tyrannosaurus was bigger than an elephant, but it was smaller than the Apatosaurus.



The Apatosaurus couldn't but it could reach the leaves of tall trees. The Tyrannosaurus was fast and strong. Scientists think it could jump.

The Tyrannosaurus had sharp teeth and ate meat. It ate a lot of meat! The Apatosaurus didn't need sharp teeth. It ate leaves from plants and trees. It ate a lot of leaves every day.

Review Words

bigger	strong
fast	sharp



B Answer the questions.

1. Which dinosaur was bigger, the Apatosaurus or the Tyrannosaurus?

2. What do scientists think the Tyrannosaurus could do?

3. What did the Apatosaurus eat?

4. What did the Tyrannosaurus eat?

C Read and number the pictures.

1. The Tyrannosaurus had sharp teeth.
2. The Apatosaurus didn't need sharp teeth.
3. Scientists think the Tyrannosaurus could jump.
4. The Apatosaurus was bigger than five elephants.



D What about you? Write.

1. Which do you like to eat, plants or meat? _____

2. Can you climb trees? _____

Unit 2

Comparing Animals

Let's Talk



A Read and check.

1. A zebra is slower than a gazelle.

Really? That's interesting.





2. Wow! Look at that cat!
It's as fast as a polar bear!

That's interesting.





3. A man is faster than a skunk!

Are you sure?
Yes, I'm sure. Look!





B Look and write.


Yes, I'm sure.

No, I'm not.

Are you sure?

1. _____

2. _____



C Complete the questions and answers.




a rhinoceros
43 kph



a squirrel
19 kph



a polar bear
43 kph




a zebra
64 kph



a wolf
64 kph



a gazelle
80 kph



a cheetah
114 kph



a skunk
12 kph

1. Is a skunk as fast as a squirrel?

No, it isn't. It's slower.

2. Is a cheetah as fast as a wolf?

No, it's faster.

3. Is a polar bear _____ a rhinoceros?

4. _____ a gazelle _____ a zebra?


5. _____ a squirrel _____ a wolf?



Let's Learn



A Write the questions and answers.



elephant



squirrel



airplane




car

1. Which one is larger?

The elephant is larger.


2. Which one is faster?



rhinoceros



turtle



polar bear



skunk

3. Which one is slower?

4. Which one is smaller?



zebra



gazelle



skateboard



bicycle

5. _____ ?

The zebra is slower.

6. _____

B Look and write.



airplane



car



bicycle

1. Which one is the fastest?

The airplane is the fastest.

2. Which one is the largest?

3. Which one is the slowest?

4. Which one is the smallest?

C Unscramble, write, and match.

1. one the slowest is Which?

_____ ?

2. smallest Which the one is?

_____ ?

3. Which fastest the is one?

_____ ?

4. is largest Which one the?

_____ ?



Let's Learn More



A Unscramble and write.



1. cildesou

2. cruleagf

3. spexeveni

4. fourcoll

de

B Write the questions and answers.



1. Which one is more delicious?

The cake is more delicious.



2. Which one is less delicious?



3. _____


The cupcake is more delicious.



4. _____

The cake is less delicious.

C Unscramble and write.



1. turtle / least / is / the / The / expensive


2. The / most / bird / colorful / is / the

3. is / the / cat / most / The / graceful



موسسه زبان دهخدا
dekhodaedu.com


D Answer the questions.



1. Which one is the most colorful?

The _____

Is the squirrel less colorful than the fish?




2. Which one is the least graceful?

Is the frog more graceful than the gazelle?




A Read.


Which Animal Is the Fastest?



A polar bear is larger and faster than a squirrel. A polar bear is larger than a gazelle, but a gazelle is faster than a polar bear. The fastest animals are not always the largest animals.



Large animals usually have long legs, but they are heavy. Heavy animals can't run fast. Small animals are light, but they usually have short legs. They're slow.



The fastest animals are big, but not too big. They're strong and light. Cheetahs are big, strong, and light. They're the fastest animals!

Review Words

long	heavy
short	light

B Answer the questions.

1. Which animal is faster, a polar bear or a gazelle?

2. Which animals are heavy?

3. Which animals usually have short legs?

4. Why is the cheetah the fastest animal?

C Check the correct answer.

1. Which ones are legs?

A



B




2. What does *short* mean?

A



B




3. What does *heavy* mean?

A



B



D What about you? Write.

1. Which animal do you like best? _____

2. Is your favorite animal a fast or slow animal? _____

Let's Review



A Read and match.

- | | |
|--|-------------------------------------|
| 1. Are there enough? ● | ● I didn't know that. |
| 2. Are you sure? ● | ● I don't think so. |
| 3. A cat is as fast as a polar bear. ● | ● Yes, I'm sure. |
| 4. We don't have enough. ● | ● Are you sure? There are three bag |

B Write the questions and answers.



1. _____
There's a lot of cheese.



2. _____
There are a few sandwiches.



3. How many cupcakes are there?



4. How much lemonade is there?

C Check the correct answer.

1. Which one is slower—the turtle or the gazelle?
 The turtle is slower.
 The gazelle is slower.
2. Which one is the largest—the elephant, the squirrel, or the wolf?
 The elephant is the largest.
 The squirrel is the largest.
 The wolf is the largest.

D Read and match.

Ni Hao from Panda Kindergarten, China!

1. This week, we're volunteering at a panda kindergarten. Every morning, we clean the pandas' rooms, and then we feed them. They eat a lot of bamboo every day! Pandas also like carrots and apples. We didn't know that.



2. Newborn pandas are very small. They are about as light as a stick of butter. But they grow quickly.



3. We like watching the pandas. They really like to play. Baby pandas like to tumble, climb, and chase. They are very funny.



E True or false? Check the answer.

	TRUE	FALSE
1. Pandas eat a lot of bamboo.	<input type="checkbox"/>	<input type="checkbox"/>
2. Pandas like carrots.	<input type="checkbox"/>	<input type="checkbox"/>
3. Newborn pandas are large.	<input type="checkbox"/>	<input type="checkbox"/>
4. Newborn pandas grow slowly.	<input type="checkbox"/>	<input type="checkbox"/>
5. Baby pandas like to climb.	<input type="checkbox"/>	<input type="checkbox"/>

Unit 3

Last Weekend Let's Talk



A Read and write.

1. How was your _____ ?

It _____ great.

How was _____ ?

It was _____.

2. What did you do?

My brother and I _____
_____.

That sounds like fun.

3. What _____ on the weekend?

I _____

and bought this new bike.

Wow! I like it.

went for a bike ride weekend
went shopping did you do
pretty good Thanks



B Read and write.

It was great! Wow! I like it. Thanks! That sounds like fun.

1. I bought a new bike.

2. How was your weekend?

3. I went skating.

4. I like your bike.

dekhodaedu.com

C Look, read, and write.

went shopping

went skating

went for a swim

went bowling



What did he do last weekend?

He went skating



_____ last weekend

They _____



_____ last weekend?

They _____



_____ last weekend

She _____

D What about you? Write.

What did you do on the weekend?



A Unscramble, write, and match.


1. _____ •

khiing



2. _____ •

gkaint treisucp



3. _____ •

kroadbaetsing

4. _____ •

ylaipng allllboevy



5. _____ •

gnrinnu

6. _____ •

kliwang het ogds

B Look, read, and check.

1.



What was she doing?

- She was hiking.
 She was walking the dogs.

2.



What was he doing?

- He was skateboarding.
 He was running.

C Write the questions and answers.


1.



What was he doing yesterday?

He was walking the dogs.

2.



What were they

They were

3.



?

4.



5.



?

6.



Let's Learn More



A Match.

1. buying ●



● the

2. watching ●



● catch

3. playing ●



● DVD

4. borrowing ●



● a pair

5. mailing ●



● book

6. surfing ●



● sneakers

B Look at A. Write the words.

1. buying sneakers

2. _____

3. _____

4. _____

5. _____

6. _____


dekhodaedu.com



موسسه زبان دهخدا
dekhodaedu.com


C Write the questions and answers.

at home at the mall at the library at the post office



Where was he this afternoon?

He was at the mall.




Where were they this afternoon?

They were _____



Where _____ ?



D Look at C. Answer the questions.

1. What was he doing?

He was buying sneakers at the mall.

2. What were they doing?

_____ at home

3. What were they doing?

4. What was she doing?

_____ dekhodaedu.com


✓ Parent's signature: _____



A Read.

It's Strawberry Season!

I'm Stacy, and I love eating strawberries! Did you know every strawberry has more than 200 seeds?




Last weekend, I went to the farmer's market. It's strawberry season now. Strawberries are always the first fruit at the farmer's market in spring. I bought a lot of strawberries!

I went home with my strawberries. My sister, Star, was in the kitchen. She bought strawberries, too! She was making strawberry cake. I'm going to make strawberry jam with my strawberries. We love strawberries!

Review Words

season	kitchen
buy → bought	cake



B Answer the questions.

1. How many seeds does a strawberry have?

2. Where did Stacy go last weekend?

3. What was Star making?

4. What is Stacy going to make?

C Check the correct answer.

1. Which one is a farmers' market?

A



B




2. Which one is a kitchen?

A



B



3. What does *buy* mean?

A



B



D What about you? Write.

1. Where does your family buy fruit? _____

2. What's your favorite cake? _____



A Unscramble and write.



Are you ready?

Not yet. _____
minute a Wait



Why?

_____ to forgot something I I think



_____ put on you sunscreen

Yes, I did. I put it on.



_____ off you radio turn the

Yes, I turned it off.




Now I remember.

_____ I take off watch my forgot

B Match.

1. turn in your homework ●



2. turn up the heat ●



3. turn down the music ●



4. turn off the radio ●



C Answer the questions.



Did you clean up the room?

Yes, I cleaned it up.



Did you take off your watch?



Did you turn on the TV?



Did you put on sunscreen?

Let's Learn



A Find and circle the words. Then write.

m p
 i z r q
 x b x q g k
 z m z b x g x g
 l h t n p f a h y p
 s l k o r j l y p n j p
 y u d r n n l q k k d g u h
 z r a g d b n h b c d d k y c r
 h i b i t g q u i c k l y h z k f v
 l p f b z s l o w l y b u c x t w s l u
 q z o g z g r a c e f u l l y t d d x m
 r p b e a u t i f u l l y u u n j h
 g k r n o y g q u i e t l y g p
 i i r t m z a u g r g z a p
 g h d i j e u a d d v b
 l o u d l y z d d x
 n f e k v t v r
 t o g i b j
 u y t j
 t j

1. quick → quickly
 2. slow → _____
 3. loud → _____
 4. quiet → _____
 5. beautiful → _____
 6. graceful → _____


B Look, read, and circle.



He speaks quietly.
loudly.




He walks quickly.
dekhodaedu.com slowly.



She paints gracefully.
beat

C Look at the chart. Answer the questions.



1. Does Joe walk quickly?

Yes, he does.

Does he speak quietly?

No, he doesn't.

Does he paint beautifully?

2. Does Dan walk quickly?

Does he speak quietly?

Does he paint beautifully?

D Look at C. Write questions about Liz.

1. Does she walk slowly?

Yes, she does.

2. _____?

No, she doesn't.

3. _____?

Yes, she does.

dekhodaedu.com



✓ Parent's signature: _____

Let's Learn More



A Unscramble and write.



1. wse



2. ookc



3. ebka



4. ylp a eht targiu



5. paesk gisEinh



6. deri a cuinycel

B Unscramble and write.

1. bakes / He / well / very

He bakes very well.

2. cooks / well / She / very

3. very / She / well / sews

4. guitar / well / He / plays / very / the

C Look and write.

plays well cooks gracefully dances quickly speaks beautifully walks loudly




- 1. He walks quickly.
- 2. _____
- 3. _____
- 4. _____
- 5. _____

D Read and draw.

He rides a skateboard very gracefully.

She plays the guitar very well.





A Read.


A Goldfish Farm



I'm Walt, and this is my brother, Harold. We live on a goldfish farm.



I feed the fish every day. I swirl the water, and the goldfish swim quickly to me. I give them food. Goldfish don't have stomachs, but they do have teeth. Sometimes I can hear them



Harold cleans the water. He takes out the leaves. He does his job very well. It's cold in the winter, but the goldfish are fine in the cold water. They're fine in the summer, too. Goldfish are strong fish.

Review Words

feed	stomach
water	winter

B Answer the questions.

1. What does Walt do every day?

2. How do the goldfish swim?

3. What does Harold do well?

4. How are the goldfish in cold water?

C Check the correct answer.

1. What does *feed* mean?

A



B



2. Which one is a stomach?

A



B



3. Which one is winter?

A



B



D What about you? Write.

1. What do you do to help at home? _____

2. Do you have a pet? What do you feed your pet? _____

_____ dekhodaedu.com _____

✓ Parent's signature: _____

Let's Review



A Look and write.

1.



Did you turn down the music?



2.



Did you turn on the TV?



3.



Did you clean up your room?



Yes, I turned it down.

4.



Did you turn up the heat?



B Write the questions and answers.

put on sunscreen

eat quickly

ride slowly

play very well

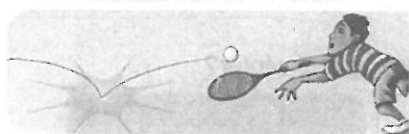
1.



Did you _____ ?

No, I _____

2.



Did he _____

3.



Did she _____ ?

4.



C Read and write. Number the pictures.

diving Dolphins reef underwater

G'Day from the Great Barrier Reef in Australia

G'day from the Great Barrier Reef in Australia!

1. Today we went scuba _____. We swam slowly around the coral and saw some clownfish. They were very colorful and friendly.
2. Then we saw a big sea turtle. Turtles are not graceful on land, but they are very graceful in the water.
3. We swam back to the boat. _____ swam next to us and jumped out of the water.
4. This is the world's largest coral _____. It's a beautiful _____ world!



D True or false? Check the answer.


	TRUE	FALSE
1. There is coral in the Great Barrier Reef.		
2. Turtles live on land and in water.		
3. Turtles are graceful on land.		
4. Dolphins live on land and in water.		
5. The coral reef is very big.		

Unit 5

The Future Let's Talk



A Look and number.



What about me? What do you think I'll be?

I think I'll be a designer.

Good idea! You play tennis very well.

I want to be a tennis player.

1 What do you want to be when you grow up?

Really? I don't think so. I hate me

You're probably right. You're good drawing.

Hmm. Maybe you'll be an engine

B Look and write.

Across

1.



hair stylist movie director
designer flight attendant
surgeon tennis player

2.



Down

3.



4.



5.



6.



dekhodaedu.com

✓ Parent's signature: _____



A Look at the charts. Answer the questions.

Kate's Chores This Week							
	Sunday	Monday	Tuesday	Wednesday	Thursday	Friday	Saturday
do the laundry							
set the table		✓		✓			
make the bed	✓	✓	✓	✓	✓	✓	
dust the furniture	✓						
mop the floor							
wash the car							

Scott's Chores This Week							
	Sunday	Monday	Tuesday	Wednesday	Thursday	Friday	Saturday
do the laundry	✓						
set the table							
make the bed	✓	✓	✓	✓	✓	✓	
dust the furniture	✓						
mop the floor			✓				
wash the car							

1. Will he make the bed?

Yes, he will.

2. Will she mop the floor?

No, she won't.

3. Will she make the bed?

4. Will she wash the car?

5. Will he dust the furniture?

6. Will he set the table?

7. Will he wash the car?

8. Will she do the laundry?

B Look and check. What will they probably do next?



A



B



A



B



A



B



A



B



C Look at B. Write the questions and answers.

1. What will they do next?

They'll probably do the laundry.

2. What will he do next?

_____ probably _____

3. What _____ next?

_____ probably _____

4. _____

Let's Learn More




A Look and write. What will they do after class?

do homework wash the dishes go fishing
go swimming go bowling go to sleep

1. I think I'll _____ after class.




2.




I think I'll _____ after

3. I think I'll _____ after class.



4.



I think I'll _____ after c

5. _____.




6.



dekhodaedu.com

B Look, read, and circle. Check True or False.

1.



He'll
She'll probably do homework.
They'll

True False

2.



He'll
She'll probably go swimming.
They'll

True False

3.



He
She probably won't go fishing.
They

True False

4.



He'll
She'll probably go bowling.
They'll

True False

5.



He
She probably won't clean the desk.
They

True False

6.



He
She probably won't do homework.
They

True False

C What will you probably do next weekend? Write.



A Read.

Amazing Elephants



I'm Rob, and I'm staying at an elephant park. Today I gave some bananas to a baby elephant. The elephant wrapped its trunk around the bananas and put them in its mouth. Elephants are really amazing animals! They listen with their ears and with their feet. They can hear more sounds than we can.



Tomorrow we'll probably wash the elephants. The elephant's bath brush looks like a big hairbrush.

Review Words

give → gave amazing
some hair + brush = hairbrush



I'm having a great time. I think I'll write books about elephants when I grow up.

B Answer the questions.

1. Where is Rob?

2. What did the baby elephant eat?

3. What will Rob probably do tomorrow?

4. What does Rob think he'll do when he grows up?

C Check the correct answer.

1. What does *give* mean?

A



B



2. What does *some* mean?

A



B



3. Which one is a hairbrush?

A



B



D What about you? Write.

1. What is your favorite animal? _____

2. What do you think you'll be when you grow up? _____

Unit 6

Fun in the Seasons

Let's Talk




A Look, read, and check.

1. What's your favorite season?

Summer.

Why?

Because there's no school.



2. What's your favorite season?

Winter.

Why?

Because I like skiing.



3. I like skiing too... waterskiing!

That sounds like fun.



B Read and circle.

1. I like waterskiing.

a. Good idea.

b. That sounds like fun.

2. What's your favorite season?

Summer.

a. I think so.

b. Why?

3. My favorite season is winter.

a. Why?

b. Are you sure?

Because I like skiing.

dekhodaedu.com



C Look, read, and write.

skiing planting flowers picking apples going to the beach



1. Why do you like summer?

I like summer because I like



2. Why do you like fall?



3. _____ spring?



4. _____ wint

D What about you? Write.

1. I like _____ because I like _____

2. I don't like _____ because _____

dekhodaedu.com

✓ Parent's signature: _____

Let's Learn



A Match.

1.



• raked leaves •



2.



• had a picnic •



3.



• picked flowers •




4.



• went sledding •



5.



• went backpacking •















6.



• built a sandcastle •



B Look at the chart. Complete the questions and answers

<p>Bill and Steve</p> 		
<p>Jack</p> 		
<p>June</p> 		
<p>Debbie and Marie</p> 		

1. What did Bill and Steve do last weekend?

They had a snowball fight, and they went sledding.

2. What did Jack do last weekend?

He _____, and he _____.

3. _____ last weekend?

She _____, and she _____.

4. _____

_____, and they _____.

C What about you? Write.

1. What did you do last weekend?

I _____.


2. What did your friends do last weekend?


They _____.


Let's Learn More





A Find and circle the words. Then write.


1.  go trekking _____

2.  go h _____
r _____

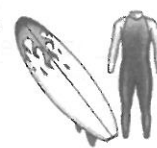
3.  go r _____


4.  go s _____

5.  go s _____
d _____

6.  go to a b _____
g _____

f h n s p l e m y b q a d
h o r s e b a c k r i d i
e i a n h i p x m p k j n
s w g o c c d q f u h j i
u p c w e w a t e r p a r
r k t b f h p l b j o k n
f a b o r t p p o o q j u
i x b a s e b a l l g a m
n p y r u y o a r a f t i
g o o d b v i o r k e d o
e u c i d t r e k k i n a
f o p n a b x b f v f f q
a t x g o j c d n i v p r
b s m z u m e e r o u y q
s c u b a d i v i n g k f

7.  go s _____



8.  go to a w _____
p _____

B What about you? Write.

What will you do on your next vacation?

I'll probably _____ dekhodaedu.com _____

C Answer the questions. Then draw.



1. What did he do last fall?

He went apple picking.

What will he do next fall?

He'll probably go trekking.



2. What did she do last winter?

What will she do next winter?



3. What did they do last spring?

What will they do next spring?




4. What did he do last summer?

What will he do next summer?



A Read.

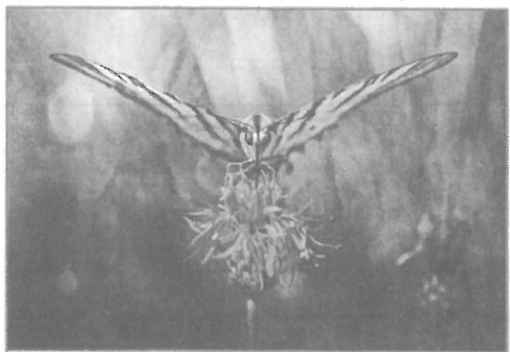
What Do You Know About Butterflies?




New butterflies can't fly because their wings are wet. They have to spread their wings and wait for them to dry.



Butterflies can't fly in cold weather. Some butterflies fly south before winter. It's war there.



Butterflies have mouths but no teeth. They can't eat, but they can drink. You can plant flowers for butterflies. They will come and drink from the flowers.



Some butterflies have big spots on their wings. The spots look like eyes on a big animal. The spots protect the butterflies from other animals.

Review Words

wet	dry
wait	protect

B Answer the questions.

1. Why do new butterflies have to wait for their wings to dry?

2. Where do some butterflies fly before winter?

3. Do butterflies eat flowers or drink from flowers?

4. Why do some butterflies have big spot on their wings?

C Check the correct answer.

1. Which one is dry?

A



B



2. What do spots look like?

A



B



3. What does *drink* mean?

A



B



D What about you? Write.

1. Are there any butterflies by your house? What color are they? _____

2. Do you like butterflies? Why? _____

Let's Review



A Complete the questions and answers.



1. What do you think you'll be?

_____ a tennis player.

2. What _____?
I think she'll be a surgeon.



3. Why _____?
I like winter because I like ice skating.


4. Why do you like spring?
_____ flying kites.

B What about you? Write.

1. What's your favorite season? _____

2. Why? _____


C Look. Complete the questions and answers.



What did she do last winter?

What will she do next winter?

_____ probably _____



_____ SU

They went trekking.

_____ SU

They'll probably go camping.

D Read and write.

climbers delicious friendly guides host family season

Namaste from Mt. Everest, Nepal!

We're not at the top of Mt. Everest because only mountain _____ can go there. But we can see the top!



We stayed with a _____ in a small village last night. Everyone was very _____. We ate curry and bread for dinner. It was _____.



Summer is trekking _____. It's too cold in the winter. Tomorrow, our _____ will take us to the Everest Base Camp. We'll be at the top of the world!



E Answer the questions.

1. They are not at the top of Mt. Everest. Why?

2. What did they do last night?

3. Summer is trekking season. Why?

4. What will they do tomorrow?



Unit 7

The Senses Let's Talk



A Read and match.

1. Something smells good. What are you doing? ● ● It tastes great
2. Are they done? ● ● Almost.
3. Oh, no. They don't look good. ● ● Sure.
4. I don't know. Do you want one? ● ● What happen
5. How is it? ● ● I'm baking co



dekhodaedu.com

B Unscramble and write.



_____ the pillow.

cTuoh

It _____ soft.

lefes



_____ the music.

stLine ot

It _____ wonderful.

sdsuon



_____ the flower.

lemIS

It _____ good.

sllems



_____ the strawberry.

estaT

It _____ sweet.

tsates



_____ the butterfly.

koLo ta

It _____ beautiful.

skool

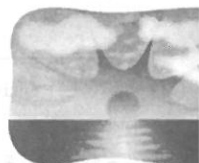
C Look and write.

listen look smell touch

1. _____



2. _____



3. _____



4. _____



dekhodaedu.com

✓ Parent's signature: _____

Let's Learn




A Unscramble and write. Then label.

looks sounds smells

1.



_____ bad _____
bda



_____ dogo _____

_____ smells _____

2.



_____ uflaw _____



_____ fonredwlu _____

3.



_____ gluy _____



_____ ebaufitlu _____


B Look at A. Write.

1. The skunk smells bad _____ 2. The flower _____

3. The music _____ 4. The music _____

5. The house _____ 6. The house _____

C Write the questions and answers.




How does the music sound?

It _____



How does the sunset look?

It _____



How does the soap smell?



It smells good.



?

It smells bad.



It looks beautiful.

D What about you? Write.

1. How does your classroom look?

2. How does your favorite food smell?

3. How does your favorite music sound?


dekhodaedu.com



موسسه زبان دهخدا
dekhodaedu.com

✓ Parent's signature: _____

Let's Learn More



A Write the words.

Feels	Tastes
hard	salty

salty	sr
sour	bit
hard	so
rough	sw

B Look at the pictures. Write sentences.
Use the words in A.

1.



The dark chocolate tastes bitter.

2.



3.



4.



5.



C Answer the questions.

1.



Does the garbage smell good or bad?


It smells

2.




Does the bed feel hard or soft?

3.




Does the music sound awful or wonderful?

4.



Does the bird look ugly or beautiful?

5.



Does the potato chip taste salty or sour?

6.



Does the watermelon taste sweet or bitter?

✓ Parent's signature: _____




A Read.


Trick Your Eyes! What Do You See?



Ice cream tastes sweet. Roses smell wonderful. Our senses tell us this.



But we can trick our senses. Look at this picture. Do you see a rabbit or a duck?



It's an easy trick. First, draw a rabbit. Then turn the picture to the left. Now it looks like a duck.

Review Words

trick left
draw photo




Photo tricks are easy, too. Stand and reach for the moon. Pinch your fingers together. Ask your friend to take a picture. It will look like you are pinching the moon!

B Answer the questions.

1. What tastes sweet?

2. What smell wonderful?

3. What happens when you turn the picture of the rabbit?

4. Why do you pinch your fingers together?

C Read and number the pictures.

1. Draw a rabbit.

3. Ice cream tastes sweet.



2. Ask your friend to take a picture.

4. Pinch your fingers together.



D What about you? Write.

1. What do you think smells wonderful?

2. Do you take trick photos? What photos do you take?

dekhodaedu.com

✓ Parent's signature: _____

Unit 8


New Experiences

Let's Talk



A Look and number.

1.




That's exciting!

What?

Guess what!

I'm going to France this summer.

2.



No. It's my first time.

Have you been there before?

You'll love it.

I've been there twice.

3.



My uncle lives there.

Wow!

I visited him last summer.


You're lucky.

B Match.

1.



2.



3.



4.



5.



● France

● Egypt

● Hawaii

● China

● Nepal

C Look. Complete the questions and answers.



1. Have you ever been to Hawaii?

No. _____

2. Have you ever been to France?

Yes. _____

3. _____ to Chi

4. _____ to Egy

5. _____ to _____

Yes. _____

dekhodaedu.com


✓ Parent's signature: _____

Let's Learn



A Find and circle the words.

fried noodles crepes potato salad kimchi sushi tofu ravioli



B What about you? Write.

1. Have you ever eaten fried noodles?

2. Have you ever eaten crepes?

dekhodaedu.com



موسسه زبان دهخدا
dekhodaedu.com

C Look. Complete the questions and answers.



Have you ever eaten sushi?

Yes, I have.


I've eaten sushi.



Have you ever eaten tofu?

No, _____

I've never eaten tofu.



Have you ever eaten kimchi?

Yes, _____




Have you ever eaten crepes?

No, _____



_____ ravioli?

Yes, _____




_____ taco

No, _____

Let's Learn More



A Look and number.



1. a crocodile
2. an ostrich
3. a panda
4. a penguin
5. a llama
6. a kangaroo
7. a koala
8. a hippopotamus



B What about you? Write.

1. Have you ever seen a koala?

2. Have you ever seen a cheetah?

dekhodaedu.com

C Look at the chart. Complete the questions and answers.

	Kate 	Scott 
Has she ever...? Has he ever...?		
...seen a kangaroo?	Yes	No
...eaten potato salad?	Yes	Yes
...been to the Great Barrier Reef?	No	No
...been to Hawaii?	No	Yes
...eaten fried noodles?	Yes	No
...seen a llama?	No	Yes

1. Has she ever seen a kangaroo?

Yes, she has.

2. Has he ever seen a kangaroo?

No, he hasn't.

3. Has she ever eaten potato salad?

4. Has he ever been to the Great Barrier Reef?

5. _____ Have

Yes, _____

6. _____ fried nood

Yes, _____

7. _____ lla

No, _____

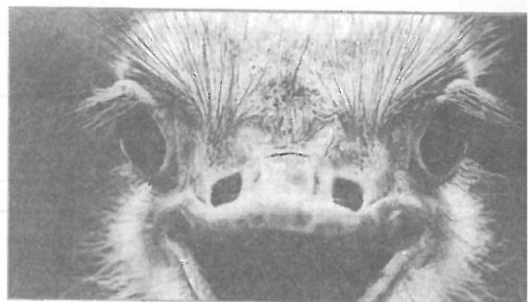



A Read.

Ostriches Can't Play Hopscotch

Have you ever seen an ostrich play hopscotch? Probably not. Ostriches are the largest and heaviest birds in the world. They can jump, but they can't hop. They can run faster than any other birds, but they can't fly.

One ostrich egg is heavier than 24 chicken eggs.



Ostriches have the biggest eyes of all birds.

Ostriches eat plants and insects. Sometimes they eat insects. Have you ever eaten ostrich food? I have. I tasted some of the ostrich's seeds. Yuck!

Review Words

largest	hop
world	insects

B Answer the questions.

1. Can ostriches play hopscotch?

2. What can ostriches do?

3. Which is heavier, an ostrich egg or a chicken egg?

4. What do ostriches eat?

C Check the correct answer.

1. What does *world* mean?

A



B



2. Which one is large?

A



B



3. Which one is an insect?

A



B



D What about you? Write.

1. Have you ever seen an ostrich? Where did you see it?

2. Have you ever eaten seeds? How did they taste?

Let's Review



A Unscramble and write.



1. tastes chocolate dark bitter The



2. it feel smooth rough or Does



3. the flower. Smell good It smells



4. eaten he ever Has tofu

B What about you? Complete the questions and answers

1. Have you ever been to the Grand Canyon?

2. _____ to Al

3. _____ potato

4. _____ a ka

5. _____

6. _____ c




C Read. Put the story in order.

Hello from the Grand Canyon, U.S.A.

- Tonight, we're going to sleep outside. We can hear the river. It sounds wonderful. We can also see a lot of stars. We've never seen so many stars!
- In the afternoon, we camped near the river. For dinner, the guides cooked steaks over a campfire. The steaks smelled and tasted delicious!
- Hello from the Grand Canyon, U.S.A.!*
- This morning, we went rafting on the Colorado River. The river goes through the Grand Canyon. We went through a lot of rapids. They were very rough. We've never gone rafting before. It was exciting.

D Read the story again. Number the pictures



E Read and check.

1. What happened?

- They went rafting.
 They went hiking.

2. What are they going to do?

- cook steaks outside
 sleep outside


3. What can they hear?

- the river
 the stars



Let's Eat

A Look and write the questions and answers.



1. How much pizza is there?

There is a lot.

2. How many sandwiches are there?

3. Are there a lot of pretzels?

4. How many pieces of watermelon are there?

5. Is there a lot of water?


6. Are there a lot of cookies?

7. _____

Which Pet?

A Complete the sentences.

graceful beautiful colorful expensive more less



1. The bird is less graceful than the cat.
2. The cat is _____ than the bird.
3. The cat is _____ than the bird.
4. The bird is _____ than the cat.

B What about you? Write.

1. My favorite animal is a _____.
2. I like it because it's _____.
3. I think a _____ is more _____ than a _____.
4. I think it's less _____ than a _____.

✓ Parent's signature: _____

What Did You Do?

A Read and number the pictures.

1. They went for a walk.

2. She went shopping.

3. They went for a bike ride.

4. He went bowling.



B Complete the conversation.

1. Hi, Sue. Where were you yesterday?

2. _____
at the library.

3. Really? _____
library, too!



4. What were you _____

5. I was studying.
What _____ doing?

6. _____
borrowing books

Activities

A Look at the chart. Write the questions and answers.

	Rick 	Liz 
paint	beautifully	very well
walk	quickly	very slowly
speak	very loudly	very quietly
dance	very well	gracefully

1. Did Rick speak quietly?

No, he didn't. He spoke very loudly.

2. Did he speak loudly?

Yes, he did. He spoke very loudly.

3. Did Liz paint well?

4. Did Rick walk slowly?

5. Did Rick dance well?

6. Did Liz speak loudly?

7.



My Future

A Read.

Maya is good at science. She thinks she'll be a scientist in the future. But she likes helping people, too. Maybe she'll be a surgeon. Maya likes clothes, too. Sometimes she thinks she'll be a fashion designer. She'll have an amazing future!



B What about you? Write.

I am good at _____

I think I'll be _____

My Favorite Season

A Read. Write the seasons.

winter spring fall summer

Gina



Favorite food: oranges

Favorite weather: hot

Favorite activity: swimming

Favorite season: _____

Dan



Favorite food: salad

Favorite weather: warm

Favorite activity: planting flowers

Favorite season: _____

Ellen



Favorite food: hot chocolate

Favorite weather: cold

Favorite activity: skiing

Favorite season: _____

Mark



Favorite food: apples

Favorite weather: cool

Favorite activity: hiking

Favorite season: _____

B What about you? Write.

1. My favorite food is _____
2. My favorite weather is _____
3. My favorite activity is _____
4. My favorite season is _____

Tacos and Crocodiles

A Read.



Sam: Guess what! I'm going to Mexico this summer.

Deb: Wow! You're lucky! Have you ever been there before?

Sam: No. It's my first time. Have you ever been to Mexico?

Deb: Yes, I have. I've been there twice. It was great!

Sam: That's exciting. I've never eaten tacos. And I've never seen a crocodile.

Deb: I've seen crocodiles. And I've eaten tacos. They were delicious!

B Answer the questions.

1. Has Deb ever eaten tacos? _____
2. Has Sam ever eaten tacos? _____
3. Has Sam ever been to Mexico? _____
4. Has Deb ever seen a crocodile? _____

C What about you? Write.

1. Have you ever seen a crocodile? _____
2. Have you ever eaten tacos? _____

dekhodaedu.com

OXFORD
UNIVERSITY PRESS

198 Madison Avenue
New York, NY 10016 USA

Great Clarendon Street, Oxford, OX2 6DP, United Kingdom

Oxford University Press is a department of the University of Oxford.
It furthers the University's objective of excellence in research, scholarship,
and education by publishing worldwide. Oxford is a registered trade
mark of Oxford University Press in the UK and in certain other countries

© Oxford University Press 2018

The moral rights of the author have been asserted

First published in 2018

2022 2021 2020 2019 2018

10 9 8 7 6 5 4 3 2 1

No unauthorized photocopying

All rights reserved. No part of this publication may be reproduced, stored
in a retrieval system, or transmitted, in any form or by any means, without
the prior permission in writing of Oxford University Press, or as expressly
permitted by law, by licence or under terms agreed with the appropriate
reprographics rights organization. Enquiries concerning reproduction outside
the scope of the above should be sent to the ELT Rights Department, Oxford
University Press, at the address above

You must not circulate this work in any other form and you must impose
this same condition on any acquirer

Links to third party websites are provided by Oxford in good faith and for
information only. Oxford disclaims any responsibility for the materials
contained in any third party website referenced in this work

ISBN: 9780194049757 (WORKBOOK WITH ONLINE PRACTICE PACK)

ISBN: 9780194049764 (WORKBOOK PACK COMPONENT)

ISBN: 9780194049771 (ONLINE PRACTICE PACK COMPONENT)

Printed in China

This book is printed on paper from certified and well-managed sources

ACKNOWLEDGMENTS

Cover illustration: Daniel Griffo

Back cover photograph: Oxford University Press building/David Fisher

Illustrations by: Ilias Arahovitis: 4–5, 18–19, 60, 66, 72; Fian Arroyo:
27, 30–31, 35, 48–49, 54, 67; Peter Francis: 34; Michael Gardner: 62,
revisions on pages 10, 25; Jesse Graber: 22, 29, 39, 46, 58, 76–77;
Daniel Griffo: cats on pages 2, 4, 6, 8, 10, 12, 14, 16, 20, 22, 24, 26, 28,
30, 32, 34, 38, 40, 42, 44, 46, 48, 50, 52, 56, 58, 60, 62, 64, 66, 68, 70,
74; Anthony Lewis: 62–63, 70; KE Lewis: 32–33, 51; Juan Moreno: 8–9,
16–17, 52; Tom Pansini: 15, 24, 50, 74; Stacey Schuett: 25, 36, 42–43, 57;
David Silva: 6–7, 21, 41, 61, 78–79; Janet Skiles: 3, 75; Sam Tomasello:
12–13; Eva Vagreti: 14, 23, 47, 59; Kristin Varner: 68; Christina Wald:
10–11, 45, 53, 71, 80; Curt Walstead: 2, 20, 28, 38, 56, 64, 69; Necdet
Yilmaz: 65.

The Publishers would like to thank the following for their kind permission to reproduce
photographs: pg. 26 David J. Green/Alamy (girl and strawberry); pg. 26
topseller/Shutterstock (fresh red strawberry); pg. 26 Scott David
Patterson/Shutterstock (strawberry flats); pg. 26 Victoria Shibut/123rf
(strawberry cake); pg. 27 Cosmo Condina/Alamy (canned goods);
pg. 27 Vipavlenkoff/Shutterstock (produce); pg. 27 JG Photography/
Alamy (kitchen); pg. 27 Alisha Arif/Alamy (living room); pg. 27
Thomas Baker/Alamy (girl eating strawberry); pg. 27 Igor Mojzes/
Alamy (girl paying); pg. 35 Diana Mulvihill/Getty Images (girl eating
sandwich); pg. 35 andresr/Getty Images (boy); pg. Image Source/
Alamy (smile); pg. 35 FabrikaSimf/Shutterstock (stomach); pg. 35
Tim-Hill/Shutterstock (snowman); pg. 35 Pakhnyushchy/Shutterstock
(sunflowers); pg. 37 PBorowka/Shutterstock (coral); pg. 37 Rich Carey/
Shutterstock (scuba); pg. 37 Ron Masessa/iStockphoto.com (turtle);
pg. 37 George Clerk/iStockphoto.com (dolphin); pg. 44 Richard van
Kesteren/Alamy (elephant eating); pg. 44 Hornbil Images/Alamy (boy);
pg. 44 Jiri Foltyn/Shutterstock (elephant splashing); pg. 45 Fuse/
Getty Images (girl shopping); pg. 45 Lev Dolgachov/Alamy (gift);
pg. 45 Maks Narodenko/Shutterstock (three bananas); pg. 45 Ian 2010/
Shutterstock (a banana); pg. 45 Garsya/Shutterstock (paint brush);
pg. 45 AS Food studio/Shutterstock (hair brush); pg. 52 Cathy Keifer/
Shutterstock (emerging butterfly); pg. 52 Alberto Ghizzi Panizza/
Science Photo Library/Getty Images (butterfly on thistle); pg. 52 Zdenek
Kubik/Shutterstock (spotted butterfly); pg. 53 Geoff Smith/Alamy (bird
bath); pg. 53 Graham McAndrew/Shutterstock (bird in sun); pg. 53
Zoonar GmbH/Alamy (polka-dotted sweater); pg. 53 Ruslan Kudrin/
Shutterstock (striped shirt); pg. 53 Survivalphotos/Alamy (zebra long
wing butterfly); pg. 53 TippaPatt/Shutterstock (lime butterfly); pg.
55 isoft/iStockphoto.com (Everest); pg. 55 fotoVoyager/iStockphoto.
com (base camp); pg. 55 Danita Delimont/Alamy (trekking); pg. 70
Losonsky/Shutterstock (eggs); pg. 70 Sattapapan Tratong/123rf (ostrich
face); pg. 70 Dusit Srisangaoran/123rf (ostrich eating); pg. 71 Thitisak
Mongkornipath/123rf (world map); pg. 71 Tanarch/Shutterstock
(Australia map); pg. 71 Volodymyr Burdiak/Shutterstock (elephant);
pg. 71 Rudmer Zwerwer/Shutterstock (mouse); pg. 71 mattiaath/123rf
(ostrich); pg. 71 Elliotte Rusty Harold/Shutterstock (ant); pg. 73 akva/
Shutterstock (river); pg. 73 Yuri Arcurs/Shutterstock (cooking); pg. 73
CPbackpacker/Shutterstock (tents); pg. 73 Barbara Tripp/Shutterstock
(rafting).

Oxford University Press is the world's authority on the English language.

As part of the University of Oxford, we are committed to furthering English language learning worldwide.

We continuously bring together our experience, expertise and research to create resources such as this one, helping millions of learners of English to achieve their potential.



موسسه زبان دهخدا
dekhodaedu.com

OXFORD
UNIVERSITY PRESS

www.oup.com/elt

dekhodaedu.com



Let's talk. Let's learn. Let's Go!

Energize your English classes with the trusted methodology of **LET'S GO**.

LET'S GO is full of fun, collaborative activities that get students talking in English from the very beginning.

- NEW Animated videos:** conversations, songs, and chants create excitement in class and motivate students to speak in English
- NEW Teacher's Resource Center:** Online Practice and an extensive online library of easy-to-access teaching resources help get the most out of each class
- NEW Can-do statements:** can-do statements with supporting activities allow students to measure their progress
- NEW Reading texts:** engaging texts build students' confidence in phonics and reading comprehension
- NEW Let's Begin series:** a two-level introductory course provides the perfect building blocks for learning English

Students

- **Student Book**
- **Workbook**
Online Practice
- **Online Play**
Student's Website

Teachers

- **Teacher's Pack**
Classroom Presentation Tool, Teacher's Guide, and Teacher's Resource Center
- **Class Audio CDs**
- **Teacher Cards**

CEFR
B1
A2
A1

