

OXFORD

LET'S
BEGIN
1


LET'S GO

5th
Edition

WORKBOOK

دهخدا

موسسه زبان دهخدا
dekhodaedu.com



Ritsuko Nakata
Karen Frazier
Barbara Hoskins
Carolyn Graham

dekhodaedu.com

WORKBOOK

LET'S
BEGIN
1

LET'S GO

5th
Edition



Ritsuko Nakata Karen Frazier Barbara Hoskins

dehkhodaedu.com
OXFORD
UNIVERSITY PRESS

OXFORD
UNIVERSITY PRESS

198 Madison Avenue
New York, NY 10016 USA

Great Clarendon Street, Oxford, OX2 6DP, United Kingdom

Oxford University Press is a department of the University of Oxford.
It furthers the University's objective of excellence in research, scholarship,
and education by publishing worldwide. Oxford is a registered trade
mark of Oxford University Press in the UK and in certain other countries

© Oxford University Press 2018

The moral rights of the author have been asserted

First published in 2018

2022 2021 2020 2019 2018

10 9 8 7 6 5 4 3 2 1

No unauthorized photocopying

All rights reserved. No part of this publication may be reproduced, stored
in a retrieval system, or transmitted, in any form or by any means, without
the prior permission in writing of Oxford University Press, or as expressly
permitted by law, by licence or under terms agreed with the appropriate
reprographics rights organization. Enquiries concerning reproduction
outside the scope of the above should be sent to the ELT Rights Department,
Oxford University Press, at the address above

You must not circulate this work in any other form and you must impose
this same condition on any acquirer

Links to third party websites are provided by Oxford in good faith and for
information only. Oxford disclaims any responsibility for the materials
contained in any third party website referenced in this work

ISBN: 9780194049993 (WORKBOOK WITH ONLINE PRACTICE PACK)

ISBN: 9780194050005 (WORKBOOK PACK COMPONENT)

ISBN: 9780194050012 (ONLINE PRACTICE PACK COMPONENT)

Printed in China

This book is printed on paper from certified and well-managed sources

ACKNOWLEDGMENTS

Cover illustration: Daniel Griffo

Back cover photograph: Oxford University Press building/David Fisher

Illustrations by: Daniel Griffo: cats on pages 4, 6, 8, 10, 12, 14, 16, 18, 20, 22,
24, 26, 28, 30, 32, 34, 36, 38, 40, 42, 44, 46, 48, 50, 52, 54, 56, 58, 60; Aleksey
Ivanov: 22-27, 29, 31(t), 32-37; John Kurtz: 4-15, 17-19, 21; Anthony Lewis:
16, 20, 28, 30, 31, 40, 41, 42, 54; Joe Palmisano: 43, 55, 58-64; Jomike Tejido:
38, 39, 43(t), 44-53.



dekhodaedu.com

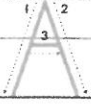
Table of Contents

Lessons 1-5	The Vowels	4
	Aa, Ee, Ii, Oo, Uu	
Lessons 6-13	The EE Group	14
	Cc, Gg, Bb, Dd, Pp, Tt, Vv, Zz	
Lessons 14-19	The EH Group	30
	Ff, Ll, Mm, Nn, Ss, Xx	
Lessons 20-21	The EI Group	42
	Jj, Kk	
Lessons 22-26	The Mixed Group.	46
	Hh, Qq, Rr, Ww, Yy	
Lesson 27	The Alphabet	56
Lesson 28	Goodbye!	58
Phonics Practice	60






A Trace. Write.




موسسه زبان دهخدا
dekhodaedu.com

B Follow. Trace. Color.



Let's Talk

© Color.



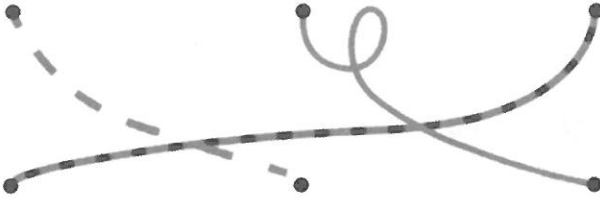




A Trace. Write.




موسسه زبان دهخدا
dehkhodaedu.com

B Connect. Trace. Color.



Let's Talk


C Color.



D Answer. Draw. Color.

What's your name?

I'm





A Trace. Write.

Tracing guide for the letter 'I' on a four-line grid. Stroke 1 is a vertical line from the top line to the bottom line. Stroke 2 is a horizontal line at the top. Stroke 3 is a horizontal line at the bottom.

Tracing guide for the letter 'i' on a four-line grid. Stroke 1 is a vertical line from the middle dashed line to the bottom line. Stroke 2 is a horizontal line at the top of the letter.



B Match. Color.

Illustrations for a matching activity. On the left are three items: a globe, a book, and a stack of papers. In the center are two items: a butterfly and a large letter 'I'. On the right are three items: a woman's face, a letter 'i', and a camera. A dashed line connects the globe to the letter 'I'.

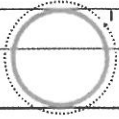
Let's Talk

Color.








A Trace. Write.



موسسه زبان دهخدا
dekhodaedu.com


B Circle the "o" pictures. Color.



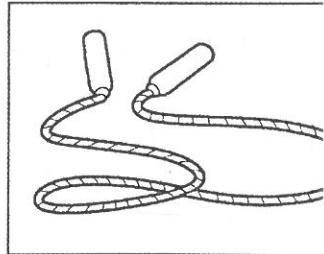
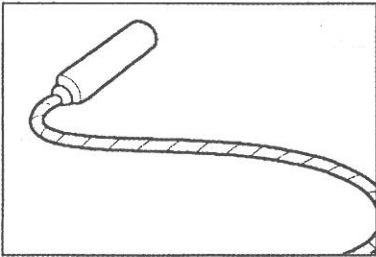
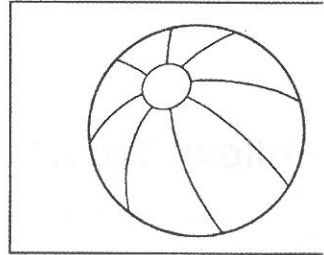
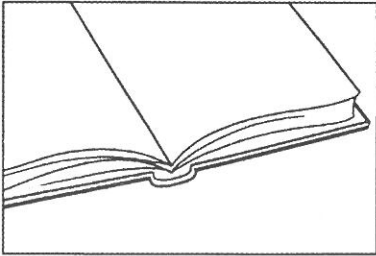

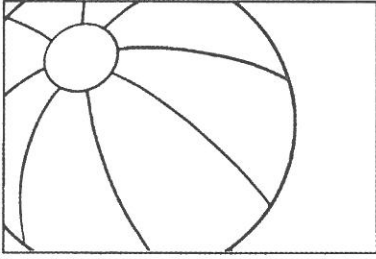
Let's Talk

What is it?

It's a b




Match. Color.






A Trace. Write.



B Follow. Trace. Color.







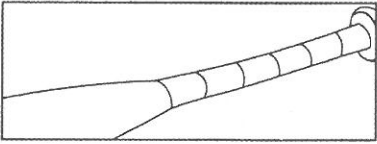
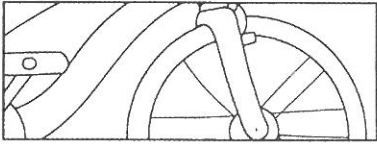
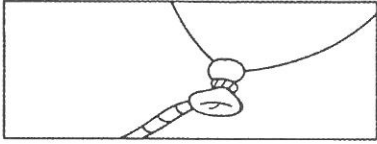
Let's Talk

What is it?

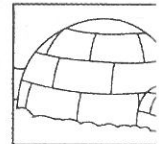




It's a ball!



C Match. Color.



D Match. Color.



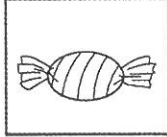






A Trace. Write.



B Find. Color.



Let's Talk


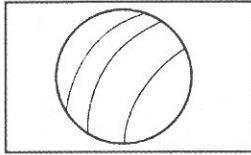

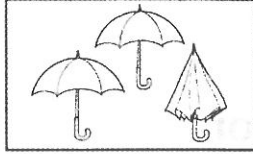

Let's count!

OK!




C Count. Match. Color.

1 2 3 4 5

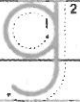


D Connect the numbers. Color.






A Trace. Write.



B Follow. Trace. Color.



Let's Talk


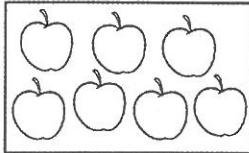
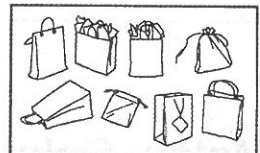
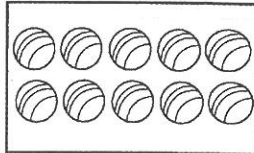

Let's count!

OK!

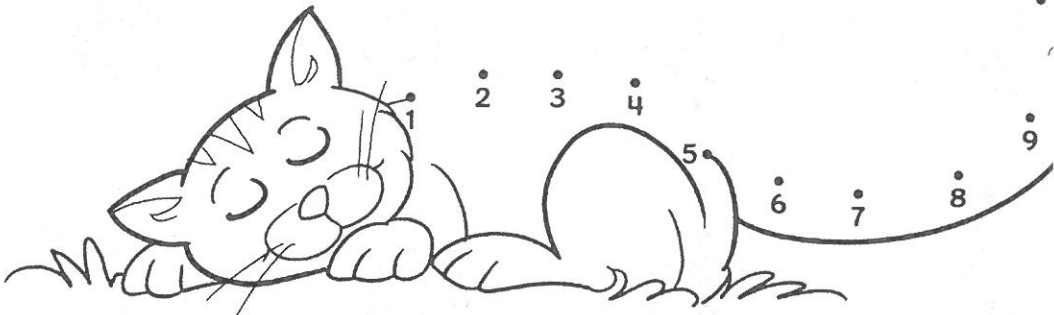


C Count. Match. Color.

6 7 8 9 10



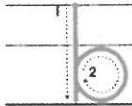
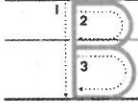
D Connect the numbers. Color.




1 2 3 4 5 6 7 8 9



A Trace. Write.




B Match. Color.




Let's Talk

How many?

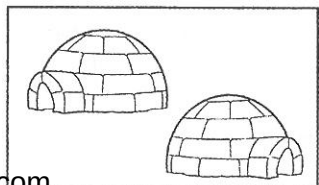

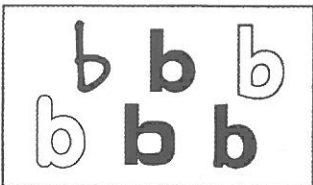
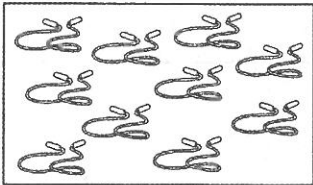
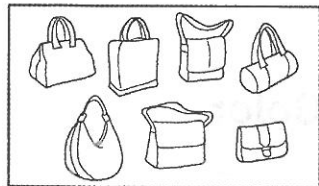
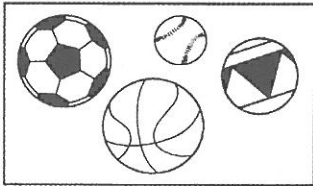



Count. Write. Color.

1 2 3 4 5 6 7 8 9 10



5






Dd

Let's Learn

A Trace. Write.



B Match. Color.



Let's Talk

How old are you?



C Count. Write. Color.



5

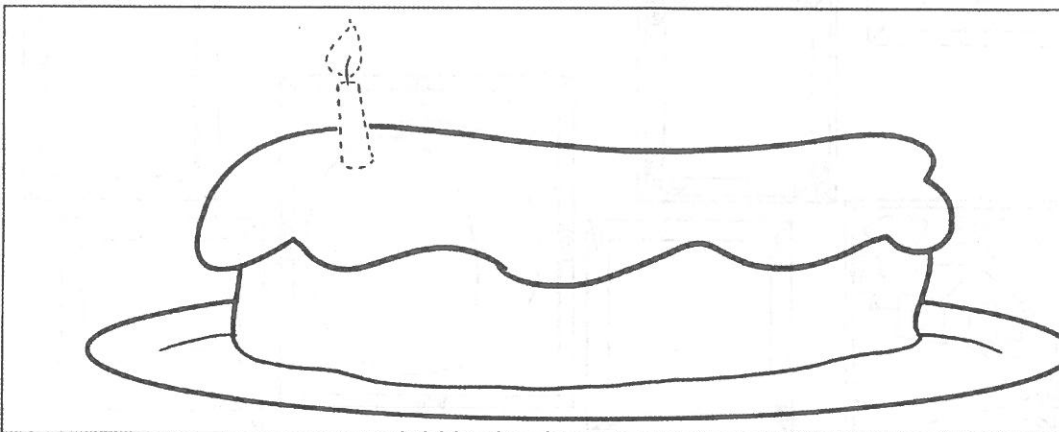




D Answer. Draw. Color.

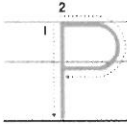
How old are you?

I'm _____

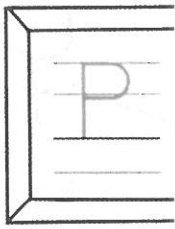
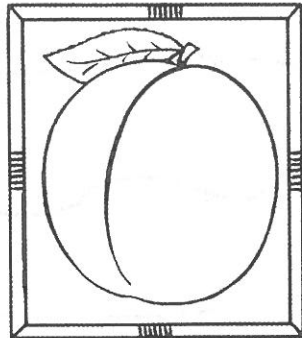
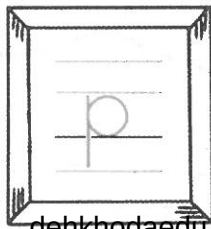



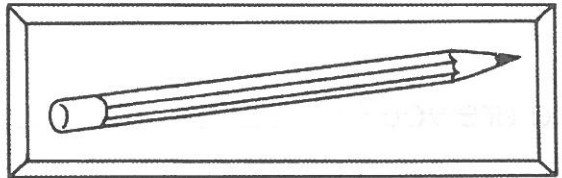





A Trace. Write.




B Trace. Color.



Let's Talk

© Color.



dekhodaedu.com

✓ Parent's signature: _____



Tt

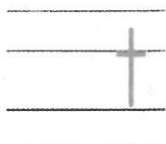


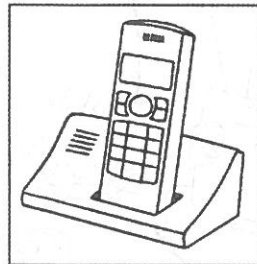
Let's Learn

A Trace. Write.



موسسه زبان دهخدا
dekhodaedu.com


B Connect. Trace. Color.







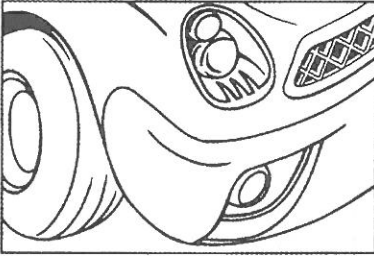

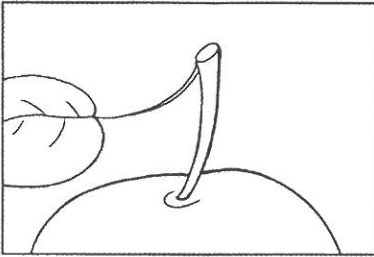
Let's Talk

What are they?

They're




© Match. Color.


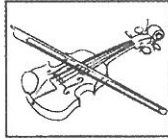
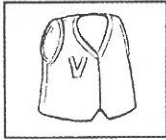





A Trace. Write.




B Find. Color.




Let's Talk

C Color.


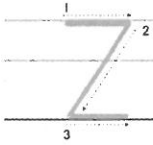


D Color.


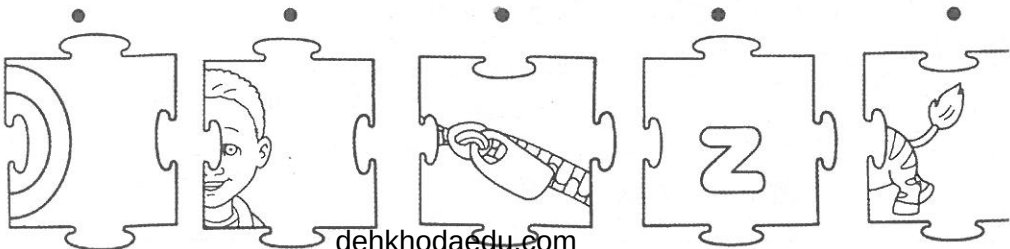
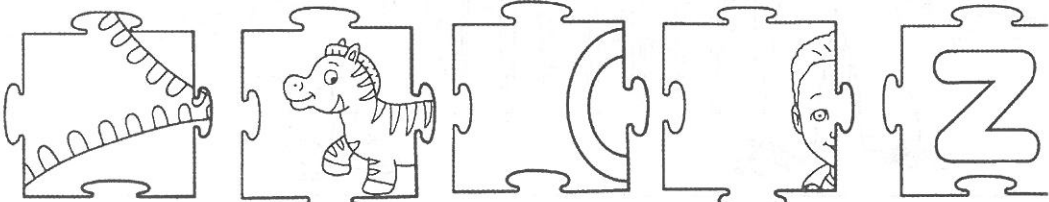




A Trace. Write.




B Match. Color.



Let's Talk

C Color.





D Color.

B C D G P T V Z



A Trace. Write.




B Follow. Trace. Color.

dekhodaedu.com



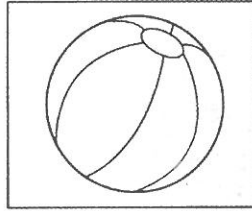
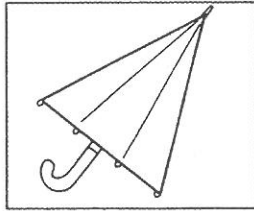

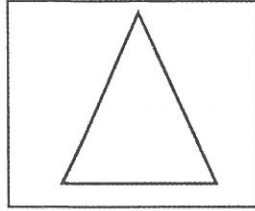
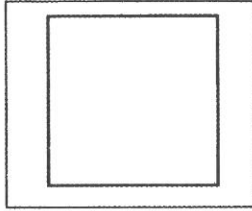
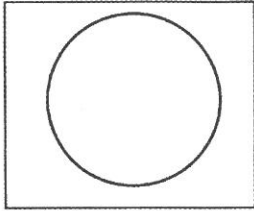
Let's Talk

What shape is it?

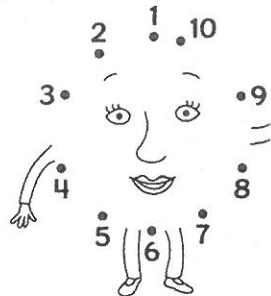

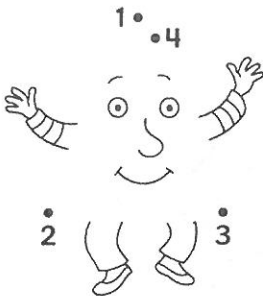
It's a circle



C Match. Color.



D Connect the numbers. Color.








A Trace. Write.

Tracing practice area with two sets of horizontal lines. The first set includes a vertical line on the left with a '1' and a '2' indicating stroke order. The second set is identical but without the stroke order indicators.





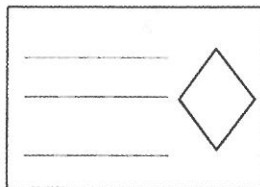
موسسه زبان دهخدا
dehkhodaedu.com

B Circle the "l" pictures. Color.



Let's Talk

Count. Write. Color.








A Trace. Write.



B Connect. Trace. Color.





Let's Talk

Color.




Match. Color.


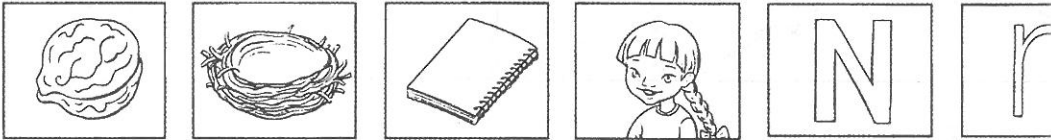




A Trace. Write.






B Find. Color.



Let's Talk

© Match. Trace. Color.


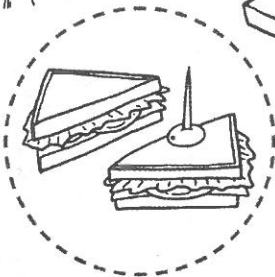
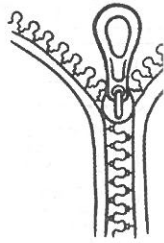
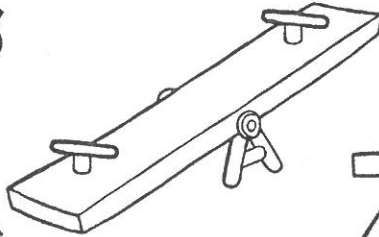




A Trace. Write.




B Circle the "s" pictures. Color.




Let's Talk

Trace. Color.

This is my body.




This is my head.



This is my face.

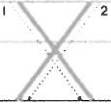


This is my mouth.






A Trace. Write.



موسسه زبان دهخدا
dekhodaedu.com

B Match. Color.



Let's Talk

C Color.

These are my eyes.



These are my ears.



This is my nose.



These are my fingers.



D Color.


S L M N F X

Jj


Let's Learn



A Trace. Write.



B Follow. Trace. Color.

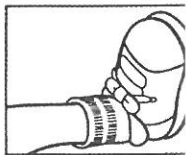
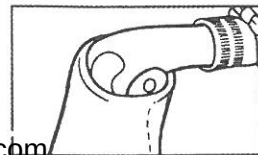
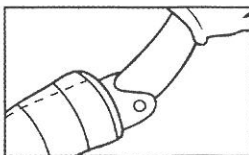
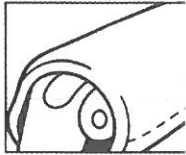
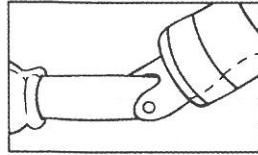
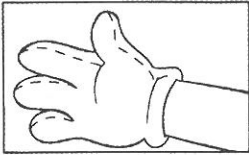


Let's Talk

These are my hands.



Color.

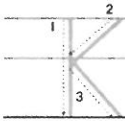


dekhodaedu.com

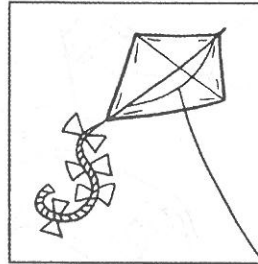

✓ Parent's signature _____



A Trace. Write.



B Connect. Trace. Color.



Let's Talk

C Trace your hand. Color.



D Color.

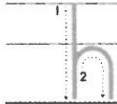

J K

Hh


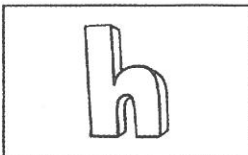

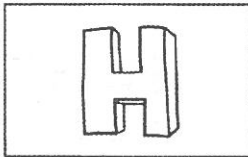



Let's Learn



A Trace. Write.




B Match. Color.



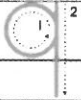
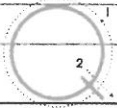
Let's Talk

© Follow the insect. Color.







A Trace. Write.



B Find. Color.



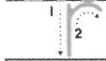
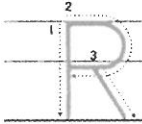
Let's Talk

© Color.





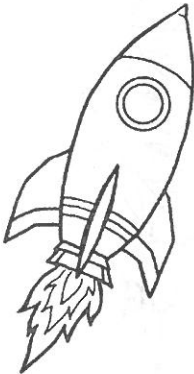


A Trace. Write.



موسسه زبان دهخدا
dekhodaedu.com

B Circle the "r" pictures. Color.

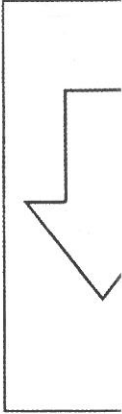


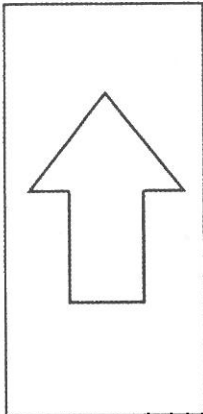
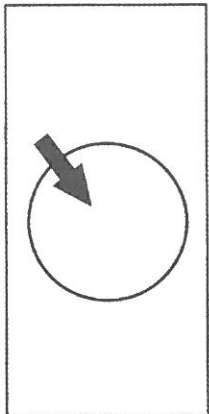



R

r


Let's Talk

C Match. Color.





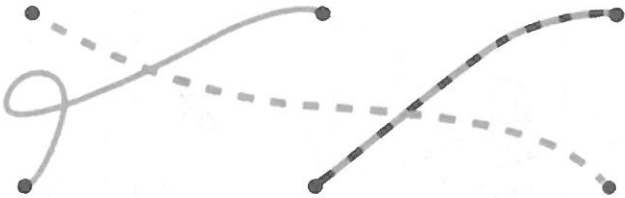





A Trace. Write.




B Connect. Trace. Color.



Let's Talk

© Match. Color.

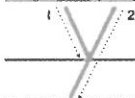
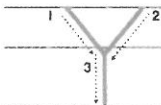


dekhodaedu.com

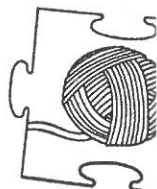



✓ Parent's signature _____



A Trace. Write.



B Match. Color.



Let's Talk

C Color.



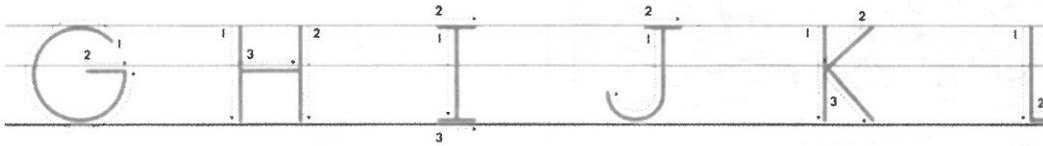



D Color.

H Q R W Y


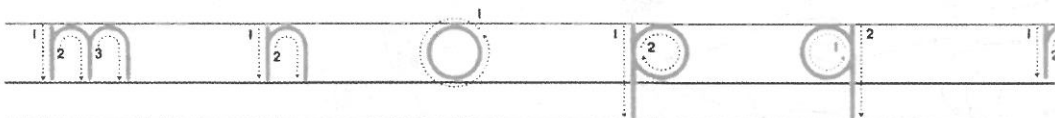




A Trace.



Let's Talk


B Trace.



Let's Learn



A Connect the letters and numbers. Color.




Let's Talk

B Color.



موسسه زبان دهخدا
dehkhodaedu.com




dehkhodaedu.com

✓ Parent's
signature: _____



The Vowels

A Color. Trace.



Aa

Ee


Ii

Oo

Uu

The EE Group

B Color. Trace.



Bb

Cc

Dd

Gg

Pp


Tt

Vv

Zz

The EH Group

© Color. Trace.



Ff

Ll

Mm

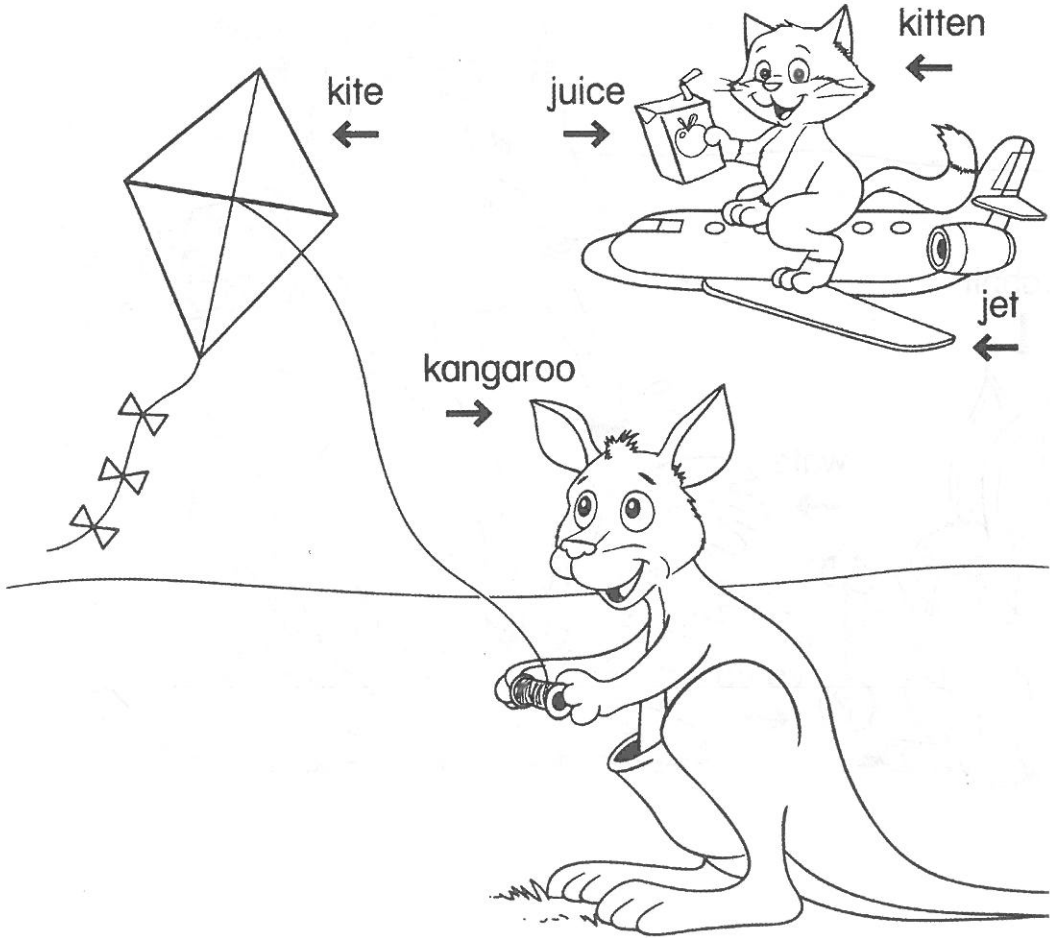
Nn

Ss

Xx

The EI Group

D Color. Trace.




Jj

Kk

The Mixed Group

E Color. Trace.



Hh

Qq

Rr


Ww

Yy

Oxford University Press is the world's authority on the English language.

As part of the University of Oxford, we are committed to furthering English language learning worldwide.

We continuously bring together our experience, expertise and research to create resources such as this one, helping millions of learners of English to achieve their potential.

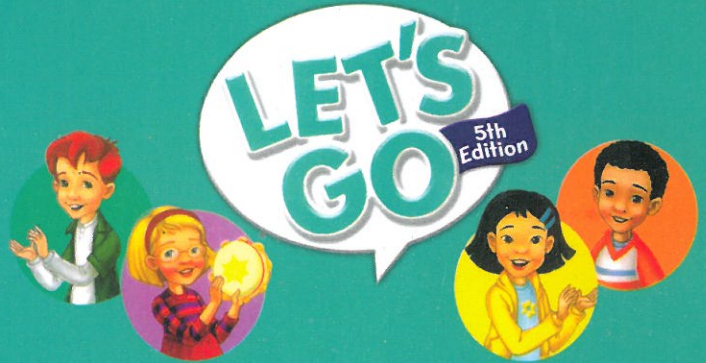


دهخدا

موسسه زبان دهخدا
dekhodaedu.com

OXFORD
UNIVERSITY PRESS

www.oup.com/elt



Let's talk. Let's learn. Let's Go!

Energize your English classes with the trusted methodology of **LET'S GO**.

LET'S GO is full of fun, collaborative activities that get students talking in English from the very beginning.

- NEW Animated videos:** conversations, songs, and chants create excitement in class and motivate students to speak in English
- NEW Teacher's Resource Center:** Online Practice and an extensive online library of easy-to-access teaching resources help get the most out of each class
- NEW Can-do statements:** can-do statements with supporting activities allow students to measure their progress
- NEW Let's Begin series:** a two-level introductory course provides the perfect building blocks for learning English

Students

- Student Book
- Workbook
Online Practice
- Online Play
Student's Website



Teachers

- Teacher's Pack
Classroom Presentation Tool,
Teacher's Guide, and Teacher's
Resource Center
- Class Audio CDs
- Teacher Cards



ISBN 978-0-19-404999-3



dekhodaedu.com