

OXFORD

LET'S
BEGIN

2

LET'S GO

5th
Edition

STUDENT BOOK

دهخدا

موسسه زبان دهخدا
dekhodaedu.com

Ritsuko Nakata
Karen Frazier
Barbara Hoskins
Carolyn Graham

dekhodaedu.com

STUDENT BOOK

LET'S
BEGIN
2

LET'S GO

5th
Edition



موسسه زبان دهخدا
dehkhodaedu.com

Ritsuko Nakata

Karen Frazier

Barbara Hoskins

SONGS AND CHANTS BY
Carolyn Graham

dehkhodaedu.com

OXFORD

OXFORD
UNIVERSITY PRESS

198 Madison Avenue
New York, NY 10016 USA

Great Clarendon Street, Oxford, OX2 6DP, United Kingdom

Oxford University Press is a department of the University of Oxford.
It furthers the University's objective of excellence in research, scholarship,
and education by publishing worldwide. Oxford is a registered trade
mark of Oxford University Press in the UK and in certain other countries

© Oxford University Press 2018

The moral rights of the author have been asserted

First published in 2018

2021 2020 2019 2018

10 9 8 7 6 5 4 3 2 1

No unauthorized photocopying

All rights reserved. No part of this publication may be reproduced, stored
in a retrieval system, or transmitted, in any form or by any means, without
the prior permission in writing of Oxford University Press, or as expressly
permitted by law, by licence or under terms agreed with the appropriate
reprographics rights organization. Enquiries concerning reproduction outside
the scope of the above should be sent to the ELT Rights Department, Oxford
University Press, at the address above

You must not circulate this work in any other form and you must impose
this same condition on any acquirer

Links to third party websites are provided by Oxford in good faith and for
information only. Oxford disclaims any responsibility for the materials
contained in any third party website referenced in this work

ISBN: 9780194050081 (STUDENT BOOK)

Printed in China

This book is printed on paper from certified and well-managed sources

ACKNOWLEDGMENTS

Cover illustration: Daniel Griffo

Back cover photograph: Oxford University Press building/David Fisher

Illustrations by: Bernard Adnet: 46, 47; AMS Digital Design: 28, 29; Robin Boyer:
7, 9, 20(1b, 2a), 21, 32, 33, 50, 51, 57, 63(t); Nancy Gayle Carlson: 18, 18, 20(1a);
Mircea Catusanu: 8, 16, 42, 52, 60, 61(b), 62, 63(b), 74; Amanda Enright: 56;
Mike Gardner: 12(t), 22(b), 30(b), 42(br), 61(br), 67(b), 68(tr), 74(tr); Claudine
Gevry: 54, 55; Rick Grayson: 64, 65; Daniel Griffo: 2, 3, 4, 5, 11, 12, 13, 20(b),
22, 23, 30, 31, 40, 41, 48, 49, 58, 59, 66, 65, 67 and cats on pages 1, 4, 6, 8, 10,
12, 14, 16, 19, 20, 22, 24, 26, 28, 30, 32, 34, 37, 38, 40, 42, 44, 46, 48, 50, 52,
55, 56, 58, 60, 62, 64, 66, 68, 70, 72, 74 and 77; Sharon Harmer: 14, 45(b); Bob
McMahon: 53; John Kurtz: 17(t), 26, 27, 34, 35, 38, 39, 61(t), 70, 71; John Nez:
15, 25; Jack Pullan: 36, 37, 43(t), 75; Christine Schneider: 6, 17(b), 20(2b), 43(b);
Janet Skiles: 72, 73; Mark Stephens: 68, 69; Jim Talbot: 42; Kristin Varner:
44, 45.



موسسه زبان دهخدا
dehkhodaedu.com

dehkhodaedu.com

Table of Contents

Let's Remember	2
Unit 1 Toys	4
Unit 2 Colors	12
Let's Review Units 1 and 2	20
Unit 3 Shapes	22
Unit 4 Numbers	30
Let's Review Units 3 and 4	38
Unit 5 Animals	40
Unit 6 Food	48
Let's Review Units 5 and 6	56
Unit 7 My Body	58
Unit 8 I Can	66
Let's Review Units 7 and 8	74
Syllabus	76
Word List	78



Kate



Andy



Jenny



Scott



Ginger



Sam



Let's Talk



Let's Learn



Let's Learn More



Let's Learn to Read

Phonics

Phonics



Let's Review

Let's Remember

A Listen, point, and say.  1.02



Aa



Bb



Cc



Dd



Ee



Gg



Hh



Ii



Jj



Ll



Mm



Nn




Oo



Qq



Rr



Ss



Tt



Vv



Ww




Xx



Yy

B Listen and say.  1.03



C Listen and do.  1.04



Unit
1

Toys

Let's Talk



A Listen and say. 1.05



B Watch the video.




موسسه زبان دهخدا
dehkhodaedu.com



C Say and act. 1.06

What's your name?

_____?

What's your r



D Listen, point, and sing.  1.07 

Hi! What's Your Name?

Hi! What's your name?

I'm Kate.

Hi! What's your name?

I'm Jenny.

Hi! What's your name?

I'm Scott.

Hi! What's your name?

I'm Andy.

Kate, Jenny, Scott, Andy!

Kate, Jenny, Scott, Andy!

Jenny, Andy, Jenny, Andy!

Kate, Jenny, Scott!



E Listen and do.  1.08



1. Stand up.



2. Sit down.



I can do this lesson.


dekhodaedu.com




Let's Learn



A Learn the words. 1.09



1. a ball



2. a jump rope



3. a yo-yo






4. a bicycle

B Listen and point. 1.10

C Make sentences. 



D Listen, point, and sing.  




I can do this lesson.


Let's Learn More



A Learn the words.  1.13



1. a train



2. a car



3. a doll





4. a teddy bear

B Listen and point.  1.14

C Ask and answer.  1.15



D Listen, point, and sing.  1.16 



I can do this lesson.



A Sing and say.  1.17 

The Alphabet Song

Aa Bb Cc Dd Ee Ff

Gg Hh Ii Jj Kk Ll

Mm Nn Oo Pp Qq Rr

Ss Tt Uu Vv

Ww Xx Yy Zz

B Listen, point, and say.  1.18

C Listen and point.  1.19



Andy






Jenny




Kate



Scott

D Watch and read along.    1.20



dekhodaedu.com
I can do this lesson.

Unit 2

Colors Let's Talk



A Listen and say. 1.21

Hi, boys and girls.



Hello, Miss Jones.

Goodbye.



See you later

B Watch the video.

C Say and act. 1.22

1. Hi, boys and girls.



2.

Goodbye.



D Listen and sing.  1.23 

Hi, Hello, Goodbye

Hi, boys and girls.

Hello, Miss Jones.

Hi, boys and girls.

Hello, Miss Jones.

Hi, Andy.

Hello, Jenny.

Goodbye, Kate.

See you later.

Bye-bye, see you later.


Bye-bye, see you later.

Bye, Andy.

Goodbye, Jenny.

Goodbye, Kate.

Bye-bye.



E Listen and do.  1.24



1. Come here.



2. Turn around.



I can do this lesson.

dekhodaedu.com

Let's Learn



A Learn the words. 1.25



1. red

دهخدا

موسسه زبان دهخدا
dekhodaedu.com



3. yellow



2. blue



4. green




5. brown

B Listen and point. 1.26

C Make sentences.  1.27

It's blue.



D Listen and point.  1.28




dekhodaedu.com
I can do this lesson.

Let's Learn More



A Learn the words.  1.29




B Listen and point.  1.30

C Ask and answer.  1.31





D Listen, point, and chant.  1.32 



I can do this lesson.

dekhodaedu.com



A Sing and say.  1.33 

A B C D E F G H I J K L M N O P Q R S T U V W X
a b c d e f g h i j k l m n o p q r s t u v w x

B Listen, point, and say.  1.34

Aa



apple



ant

Bb



ball



bird

Cc



cat



car





Dd



dog



doll

C Watch, point, and chant.    1.35 


The ABCD Chant

A a apple 


ant 

B b ball 

bird 

C c cat 

car 

D d dog 

doll 

D Find the letters. Name the pictures.



E Listen and read along.  1.36



I can do this lesson. dekhodaedu.com

Let's Review



A Listen and circle. 1.37

1.



a.



b.

2.



a.



b.

3.



a.



b.

4.



a.



b.

5.



a.



b.

6.



a.



b.

School Supplies

A Say these.  1.38



1. paper



2. scissors



3. glue



4. paint



5. tape



I have paper.



موسسه زبان دهکودا
dekhodaedu.com



I can talk about Unit 1.

1. What's your name?

2. What is it?



I can talk about Unit 2.

1. Say  

2. What color is it?





A Listen and say. 1.39

How are you today?


I'm fine, thank you.



B Watch the video.

C Say and act. 1.40

1. How are you today?



2.



I'm fine, thank

D Listen and sing.  1.41 

How Are You Today?



How are you today?

I'm fine, thank you.

How are you?


I'm fine, thank you.

How are you today?

I'm fine, thank you.

How are you?

I'm fine.



E Listen and do.  1.42



1. Walk.



2. Run.




I can do this lesson.

dekhodaedu.com

Let's Learn



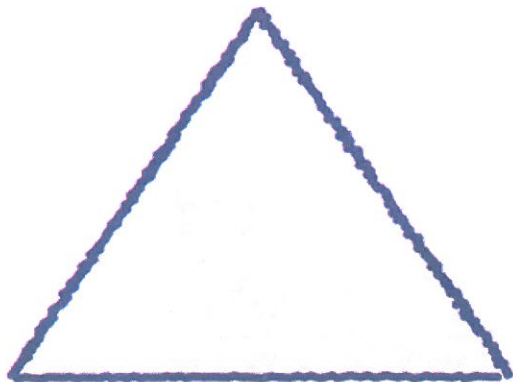
A Learn the words.  1.43




1. a circle



2. a square



3. a triangle



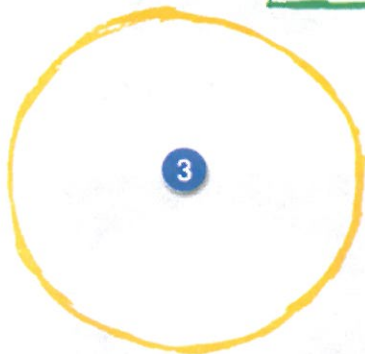




4. a heart




B Listen and point.  1.44

C Make sentences.  1.45

Draw a square.



D Listen, point, and chant.  1.46 



I can do this lesson. 

Let's Learn More




A Learn the words. 1.47




1. a star



2. a rectangle



3. a diamond



4. an oval

B Listen and point. 1.48


C Ask and answer.  1.49

Is it a star?





Yes, it is.

Is it a rectangle?



No, it isn't. It's a diamond.



D Listen, point, and sing.  1.50 



dekhodaedu.com
I can do this lesson.



A Sing and say.  1.51 

A B C D **E F G H** I J K L M N O P Q R S T U V W X Y
a b c d **e f g h** i j k l m n o p q r s t u v w x y

B Listen, point, and say.  1.52

Ee



egg



elephant

Ff



fish



farm

Gg



gorilla



goat





Hh




heart




house

C Watch, point, and chant.    1.53 


The EFGH Chant

E e egg 

elephant 

F f fish 

farm 


G g goat 

gorilla 

H h house 

heart 

D Find the letters. Name the pictures.



E Listen and read along.  1.54



dekhodaedu.com
I can do this lesson.



A Listen and say. 1.55

May I come in?

Sure! Please come in!



B Watch the video.

C Say and act. 1.56

1. May I come in?



2. _____?



D Listen and sing.  1.57 

May I Come In?

May I come in?

Sure! Please come in!

Please come in!

May I come in?

May I come in?

Sure! Please come in!



E Listen and do.  1.58



1. Go.



2. Stop.



I can do this lesson.

dekhodaedu.com



Let's Learn



A Learn the numbers.  1:59



1



3



2



4



5

دهخدا


موسسه زبان دهخدا
dekhodaedu.com

B Listen and point.  1:60

C Make sentences.  1.61

Let's count. 1, 2, 3, 4 . . .

5!



D Listen, point, and sing.  1.62 

1 2 3 4 5




I can do this lesson.

dekhodaedu.com


Let's Learn More



A Learn the numbers.  1.63



6




8



7



9



10

B Listen and point.  1.64

C Ask and answer.  1.65



D Listen, point, and sing.  1.66 



dekhodaedu.com
I can do this lesson.



A Sing and say.  1.67 

A B C D E F G H **I J K L** M N O P Q R S T U V W X Y Z
a b c d e f g h **i j k l** m n o p q r s t u v w x y z

B Listen, point, and say.  1.68

Ii



igloo



iguana

Jj



jump rope



jeans

Kk



kangaroo



kite





Ll




lion





ladybug


C Watch, point, and chant.    1.69 

The IJKL Chant


I i igloo 


iguana 

J j jump rope 

jeans 

K k kite 

kangaroo 

L l ladybug 

lion 

D Find the letters. Name the pictures.



E Listen and read along.  1.70



I can do this lesson.

dekhodaedu.com

Let's Review



موسسه زبان دهخدا
dekhodaedu.com

A Listen and circle.  1.71

1.



a.



b.

2.




a.




b.

3.



a.



b.

4.



a.



b.

5.



a.



b.

6.



a.



b.

Classroom Commands

A Say these.  1.72



1. Take out
your pencil.



2. Put away
your pencil.



3. Open
your book.




4. Close
your bo




Please take out your pencil.




I can talk about Unit 3.

1. How are you today?
2. Is it a diamond? 

I can talk about Unit 4.

1. Let's count. 

2. How many? 



A Listen and say. 2.02



B Watch the video.

C Say and act. 2.03

1.



2.



D Listen and sing.  2.04 

Here You Are. Thank You!

Here you are.

Thank you, thank you!

Here you are.

Thank you!

Here you are.


Thank you, thank you!

Here you are.

Thank you!



E Listen and do.  2.05



1. Jump.



2. Skip.



dekhodaedu.com
I can do this lesson.

Let's Learn



A Learn the words. 2.06



1. dog



2. dogs




3. cat



4. cats



5. bird





6. birds

B Listen and point. 2.07

C Make sentences.  2.08

Let's count the cats.



D Listen, point, and sing.  2.09 



I can do this lesson.


dekhodaedu.com

Let's Learn More



Let's learn the words.

A Learn the words. 2.10




B Listen and point. 2.11

dekhodaedu.com

دهخودا

موسسه زبان دهخدا
dekhodaedu.com

C Ask and answer.  2.12





D Listen, point, and sing.  2.13 




I can do this lesson.



A Sing and say.  2.14 

A B C D E F G H I J K L **M N O P** Q R S T U V W X
a b c d e f g h i j k l **m n o p** q r s t u v w x

B Listen, point, and say.  2.15

Mm

Nn



moon



monkey



nest



net

Oo

Pp




octopus



ostrich




panda



popcorn

C Watch, point, and chant.   2.16 

The MNOP Chant


M m monkey 


moon 


N n nest 

net 


O o ostrich 

octopus 

P p panda 

popcorn 

D Find the letters. Name the pictures.



E Listen and read along.  2.17



I can do this lesson.

dekhodaedu.com

Unit 6

Food Let's Talk



A Listen and say. 2.18



B Watch the video.

C Say and act. 2.19

1. How old are you?



2. _____?



D Listen and sing.  2.20 

How Old Are You?

How old are you?

I'm 6.

How old are you?

I'm 7.

1, 2, 3, 4, 5, 6, 7!


How old are you?

I'm 5.

How old are you?

I'm 10.

1, 2, 3, 4, 5, 6, 7, 8, 9, 10!



E Listen and do.  2.21



1. Make a line.



2. Make a circle.



I can do this lesson.

dekhodaedu.com


Let's Learn



A Learn the words. 2.22



1. ice cream



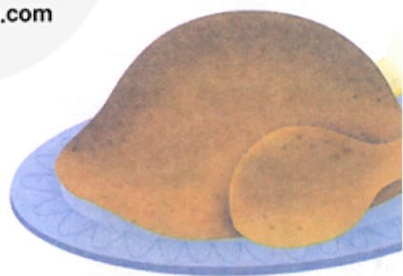
2. pizza



3. cake



موسسه زبان دهخدا
dehkhodaedu.com



4. chicken

B Listen and point. 2.23

C Make sentences.  2.24



D Listen, point, and sing.  2.25 



dekhodaedu.com
I can do this lesson.


Let's Learn More




A Learn the words.  2.26



1. milk



2. fish




3. bread



4. rice

B Listen, point, and chant.  2.27 

C Ask and answer.  2.28



1.



2.



3.



4.



5.



6.



D What about you?



Do you like fish?



dekhodaedu.com
I can do this lesson.



A Sing and say.  2.29 


A B C D E F G H I J K L M N O P **Q R S T** U V W X
a b c d e f g h i j k l m n o p **q r s t** u v w x

B Listen, point, and say.  2.30

Qq



queen



quilt

Rr



rabbit



rock

Ss



sun



sandwich





Tt






tiger



teapot

C Watch, point, and chant.    2.31 

The QRST Chant

Q q queen  quilt 
R r rabbit  rock 
S s sun  sandwich 
T t tiger  teapot 

D Find the letters. Name the pictures.



E Listen and read along.  2.32




I can do this lesson. dekhodaedu.com

Let's Review



A Listen and circle. 2.33


1.



a.

b.

2.



a.

b.

3.



a.

b.


4.



a.

b.

5.



a.

b.

6.



a.

b.

The Weather

A Say these.  2.34



1. sunny



2. cloudy



3. windy



4. rainy



5. snowy



I can talk about Unit 5.

1. Say and act.

Here you are.

Thank you.

2. How many cows?



I can talk about Unit

1. How old are you?

2. Do you like **pizza**?

Unit 7

My Body Let's Talk



A Listen and say. 2.35

Oops! I'm sorry.

That's OK.



B Watch the video.

C Say and act. 2.36

1. Oops! I'm sorry.



dekhodaedu.com

2. _____



D Listen and sing.  2:37 

Oops! I'm Sorry



Oops! I'm sorry.
That's OK.
Oops! I'm sorry.
Oops! I'm sorry.



Oops! I'm sorry.
That's OK.
Oops! I'm sorry.
That's OK.



E Listen and do.  2:38



1. Stamp your feet.



2. Clap your hands.




I can do this lesson. dekhodaedu.com

Let's Learn



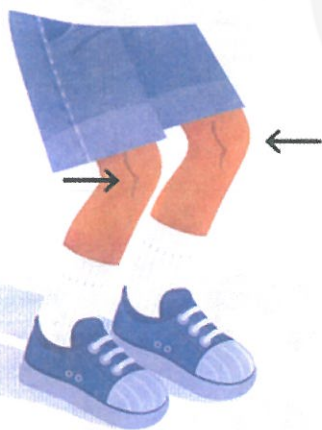
A Learn the words. 2.39



1. head



2. shoulders



3. knees




4. toes

B Listen and point. 2.40

C Make sentences.  2.41

I can touch my head.



D Listen, point, and chant.  2.42 



I can do this lesson.

dekhodaedu.com

Let's Learn More



A Learn the words. 2.43




1. eyes



2. ears



3. mouth




4. nose

B Listen and point. 2.44

C Ask and answer.  2.45

What can you do?

I can touch my eyes.



D Listen, point, and sing.  2.46 



I can do this lesson. dekhodaedu.com



A Sing and say.  2.47 

A B C D E F G H I J K L M N O P Q R S T **U V W X**
a b c d e f g h i j k l m n o p q r s t **u v w x**

B Listen, point, and say.  2.48

Uu



umbrella



up

Vv



violin



vest





Ww



watch



water

C Watch, point, and chant.    2.49 


The UVW Chant

U u up 

umbrella 

V v vest 


violin 

W w water 

watch 

D Find the letters. Name the pictures.

What can you do?



I can touch my nose.

E Listen and read along.  2.50



I can do this lesson. dekhodaedu.com



A Listen and say. 2.51



OK. Let's play ball.



OK. Let's play tag.



OK. Let's jump rope.



B Watch the video.

C Say and act. 2.52

1. Let's play.



2.



OK. Let's jump

D Listen and sing.  2.53 

Let's Play

Let's play.

OK!

Let's play.

OK, OK!

Let's play, let's play.

OK, let's play!



Let's play tag.

OK, let's play, let's play

Let's jump rope.

OK, OK, let's play!

Let's play ball.

OK, let's play, let's play

Hey, let's play, let's play.

OK!

E Listen and do.  2.54



1. Point to the board.



2. Go to the board.



I can do this lesson.

dekhodaedu.com

Let's Learn



A Learn the words. 2.55



1. ride a bicycle



2. sing a song



3. fly a kite



4. bounce a ball

B Listen and point. 2.56

C Make sentences.  2.57



D Listen, point, and chant.  2.58 



dekhodaedu.com
I can do this lesson.

Let's Learn More



A Learn the words. 2.59



1. swim



2. smile




3. wink



4. dance

B Listen and point. 2.60

C Ask and answer.  2.61




D Listen and chant.  2.62 



I can do this lesson.



A Sing and say.  2.63 


A B C D E F G H I J K L M N O P Q R S T U V W X Y
a b c d e f g h i j k l m n o p q r s t u v w x y

B Listen, point, and say.  2.64

Xx



fox



box

Yy



yarn



yak




Zz




zebra

0


zero

C Watch, point, and chant.   2.65 


The XYZ Chant


X x fox 

box 


Y y yarn 

yak 

Z z zebra 

zero 

D Find the letters. Name the pictures.



E Listen and read along.  2.66



I can do this lesson.

dekhodaedu.com

Let's Review



A Listen and circle. 2.67

1.



a.



b.

2.



a.



b.

3.



a.



b.

4.



a.



b.

5.



a.



b.

6.



a.



b.

Days of the Week

A Say these.  2.68

It's Sunday.



Sunday	Monday	Tuesday	Wednesday	Thursday	Friday	Saturday
1	2	3	4	5	6	
8	9	10	11	12	13	
15	16	17	18	19	20	

B Listen, point, and sing.  2.69 



I can talk about Unit 7.

1. I can touch my ears.
2. What can you do?

I can talk about Unit 8.

1. I can fly a kite.
2. Can you dance?

Let's Begin 2 Syllabus

Let's Remember

Alphabet Aa-Zz **Language:** Hi. I'm Scott. Hello. I'm
Touch your shoulders. Touch your el
Touch your knees. Touch your feet.

Let's Talk	Let's Learn	Let's Learn More	Let's Learn to
Unit 1 Toys			
<p>Conversation: Hi, what's your name? I'm Kate.</p> <p>Song: Hi! What's Your Name?</p> <p>Listen and do: Stand up. Sit down.</p>	<p>Toys: a ball, a jump rope, a yo-yo, a bicycle</p> <p>Language: It's a yo-yo.</p>	<p>Toys: a train, a car, a doll, a teddy bear</p> <p>Language: What is it? It's a teddy bear.</p>	<p>Phonics The Alphabet Song</p> <p>Find the letters: A Jenny, Kate, Scott</p>
Unit 2 Colors			
<p>Conversation: Hi, boys and girls.</p> <p>Hello, Miss Jones.</p> <p>Goodbye.</p> <p>See you later.</p> <p>Song: Hi, Hello, Goodbye</p> <p>Listen and do: Come here. Turn around.</p>	<p>Colors: red, blue, yellow, green, brown</p> <p>Language: It's blue.</p>	<p>Colors: purple, orange, black, white, pink</p> <p>Language: What color is it? It's purple.</p>	<p>Phonics The Alphabet Song</p> <p>Alphabet A-D: apple, ball, bird, cat, car, dog</p> <p>The ABCD Chant</p> <p>Sentences: What is a ball.</p>
Let's Review Units 1 and 2			Speaking Bonus
Unit 3 Shapes			
<p>Conversation: How are you today?</p> <p>I'm fine, thank you.</p> <p>Song: How Are You Today?</p> <p>Listen and do: Walk. Run.</p>	<p>Shapes: a circle, a square, a triangle, a heart</p> <p>Language: Draw a square.</p>	<p>Shapes: a star, a rectangle, a diamond, an oval</p> <p>Language: Is it a star? Yes, it is.</p> <p>Is it a rectangle? No, it isn't. It's a diamond.</p>	<p>Phonics The Alphabet Song</p> <p>Alphabet E-H: egg, elephant, fish, farm, goat, heart, house</p> <p>The EFGH Chant</p> <p>Sentences: Is it a Yes, it is.</p>
Unit 4 Numbers			
<p>Conversation: May I come in?</p> <p>Sure! Please come in!</p> <p>Song: May I Come In?</p> <p>Listen and do: Go. Stop.</p>	<p>Numbers 1-5: 1, 2, 3, 4, 5</p> <p>Language: Let's count. 1, 2, 3, 4...5!</p>	<p>Numbers 6-10: 6, 7, 8, 9, 10</p> <p>Language: How many? 7.</p>	<p>Phonics The Alphabet Song</p> <p>Alphabet I-L: iguana, jump rope, kangaroo, kite, lion,</p> <p>The IJKL Chant</p> <p>Sentences: Is it a Yes, it is.</p>
Let's Review Units 3 and 4			Speaking Bonus



Let's Talk	Let's Learn	Let's Learn More	Let's Learn to Read
Unit 5 Animals			
<p>Conversation: Here you are. Thank you.</p> <p>Song: Here You Are. Thank You!</p> <p>Listen and do: Jump. Skip.</p>	<p>Pets: dog, dogs, cat, cats, bird, birds</p> <p>Language: Let's count the cats. 1 cat, 2 cats.</p>	<p>Farm Animals: cow, cows, rabbit, rabbits, duck, ducks</p> <p>Language: How many cows? 8 cows.</p>	<p>Phonics The Alphabet Song</p> <p>Alphabet M-P: moc, monkey, nest, net, oct, ostrich, panda, popco</p> <p>The MNOP Chant</p> <p>Sentences: How many eggs? 1 egg.</p>
Unit 6 Food			
<p>Conversation: How old are you? I'm 6.</p> <p>Song: How Old Are You?</p> <p>Listen and do: Make a line. Make a circle.</p>	<p>Food: ice cream, pizza, cake, chicken</p> <p>Language: I like cake.</p>	<p>Food: milk, fish, bread, rice</p> <p>Language: Do you like fish? Yes, I do. No, I don't.</p>	<p>Phonics The Alphabet Song</p> <p>Alphabet Q-T: que, quilt, rabbit, rock, sur, sandwich, tiger, teap</p> <p>The QRST Chant</p> <p>Sentences: Do you like cake? Yes, I do.</p>
Let's Review Units 5 and 6			Speaking Bonus
Unit 7 My Body			
<p>Conversation: Oops! I'm sorry! That's OK.</p> <p>Song: Oops! I'm Sorry</p> <p>Listen and do: Stamp your feet. Clap your hands.</p>	<p>Body: head, shoulders, knees, toes</p> <p>Language: I can touch my head.</p>	<p>Face: eyes, ears, mouth, nose</p> <p>Language: What can you do? I can touch my eyes.</p>	<p>Phonics The Alphabet Song</p> <p>Alphabet U-W: un, up, violin, vest, watc</p> <p>The UVW Chant</p> <p>Sentences: What can I do? I can touch my nose</p>
Unit 8 I Can			
<p>Conversation: Let's play. OK. Let's play ball. OK. Let's play tag. OK. Let's jump rope.</p> <p>Song: Let's Play</p> <p>Listen and do: Point to the board. Go to the board.</p>	<p>Activities: ride a bicycle, sing a song, fly a kite, bounce a ball</p> <p>Language: I can fly a kite. I can't fly a kite.</p>	<p>Activities: swim, smile, wink, dance</p> <p>Language: Can you dance? Yes, I can. No, I can't.</p>	<p>Phonics The Alphabet Song</p> <p>Alphabet X-Z: fox, yarn, yak, zebra, ze</p> <p>The XYZ Chant</p> <p>Sentences: I can dance. I can't dance.</p>
Let's Review Units 7 and 8			Speaking Bonus

Word List

A

a 6
an 26
and 12
ant 18
apple 18
are 22

B

ball 6
bicycle 6
bird 18
birds 42
black 16
blue 14
board 67
book 39
bounce 68
box 72
boys 12
bread 52
brown 14

C

cake 50
can 61
can't 69
car 8
cat 18
cats 42
chicken 50
circle 24
clap 59
close 39
cloudy 57
color 17
come here 13
come in 30
count 33
cow 44
cows 44

D

dance 70
diamond 26
do 53
dog 18
dogs 42
doll 8
don't 53
draw 25
duck 44
ducks 44

E

ears 62
egg 28
eggs 47
eight (8) 34
elephant 28
eyes 62

F

farm 28
feet 59
fine 22
fish 28
five (5) 32
fly 68
four (4) 32
fox 72
Friday 75

G

girls 12
glue 21
go 31
goat 28
goodbye 12
gorilla 28
green 14

H

hands 59
have 21
head 60
heart 24
hello 12
here 40
hi 3
house 28
how 22

I

I 21
I'm 3
I'm sorry 58
ice cream 50
igloo 36
iguana 36
is 9
isn't 27
it 9
it's 7

J

jeans 36
jump 41
jump rope 6

K

kangaroo 36
kite 36
knees 60

L

ladybug 36
later 14
let's 33
like 51
line 49
lion 36

M

make 49
may 30
milk 52
miss 12
Monday 75
monkey 46
moon 46
mouth 62
my 61

N

name 4
nest 46
net 46
nine (9) 34
no 27
nose 62

O

octopus 46
old 48
one (1) 32
oops 58
open 39
orange 16
ostrich 46
oval 26

P

paint 21
panda 46
paper 21
pencil 39
pink 16
pizza 50
play 66
please 30
point 67
popcorn 46
purple 16
put away 39

Q

queen 54
quilt 54

R

rabbit 44
rabbits 44
rainy 57
rectangle 26
red 14
rice 52
ride 68
rock 54
run 23

S

sandwich 54
Saturday 75
scissors 21
see you
 later 12
seven (7) 34
shoulders 60
sing 68
sit down 5
six (6) 34
skip 41
smile 70
snowy 57
song 68
square 24
stamp 59
stand up 5
star 26
stop 31
sun 54
Sunday 75
sunny 57
sure 30
swim 70

T

tag 66
take out 39
tape 21
teapot 54
teddy bear 8
ten (10) 34
thank you 22
that's OK 58
the 43
three (3) 32
Thursday 75
tiger 54
to 67

today
toes
touch
train
triangle
Tuesday
turn around
two (2)

U

umbrella
up

V

vest
violin

W

walk
watch
water
Wednesday
what
what's
white
windy
wink

Y

yak
yarn
yellow
yes
yo-yo
you
your


Z

zebra
zero (0)

Oxford University Press is the world's authority on the English language.

As part of the University of Oxford, we are committed to furthering English language learning worldwide.

We continuously bring together our experience, expertise and research to create resources such as this one, helping millions of learners of English to achieve their potential.




دهخدا

موسسه زبان دهخدا
dekhodaedu.com

OXFORD
UNIVERSITY PRESS

www.oup.com/elt



Let's talk. Let's learn. Let's Go!

Energize your English classes with the trusted methodology of **LET'S GO**.

LET'S GO is full of fun, collaborative activities that get students talking in English from the very beginning.

- NEW** **Animated videos:** conversations, songs, and chants create excitement in class and motivate students to speak in English
- NEW** **Teacher's Resource Center:** Online Practice and an extensive online library of easy-to-access teaching resources help get the most out of each class
- NEW** **Can-do statements:** can-do statements with supporting activities allow students to measure their progress
- NEW** **Let's Begin series:** a two-level introductory course provides the perfect building blocks for learning English

Students

- **Student Book**
- **Workbook**
Online Practice
- **Online Play**
Student's Website



Teachers

- **Teacher's Pack**
Classroom Presentation Tool, Teacher's Guide, and Teacher's Resource Center
- **Class Audio CDs**
- **Teacher Cards**



CEFR
B1
A2
A1

ISBN 978-0-19-405008-1



dekhodaedu.com