

OXFORD

LET'S
BEGIN
2

LET'S GO

5th
Edition

WORKBOOK

دهخدا

موسسه زبان دهخدا
dekhodaedu.com



Ritsuko Nakata
Karen Frazier
Barbara Hoskins

WORKBOOK

**LET'S
BEGIN**

2

LET'S GO

**5th
Edition**



Ritsuko Nakata Karen Frazier Barbara Hoskins

dekhodaedu.com
OXFORD
UNIVERSITY PRESS

Unit
1

Toys


Let's Talk



A Find Kate.

Hi, what's your name?

I'm Kate



B Circle.

I'm Andy.

1.



I'm Kate.

2.



I'm Scott.

3.



I'm Jenny.

4.



C Match.

1.

2.

3.

(Note: Dashed lines connect the first girl to the boy (Scott), the boy to the girl (Kate), and the girl to the boy (Jenny))

D Write ✓ or X.

1.

Stand up.





2.



Sit down.

Let's Learn




A Match.

1. 
2. 
3. 
4. 




B Trace, find, and circle.



It's a ball.




It's a jump rope.



It's a yo-yo.



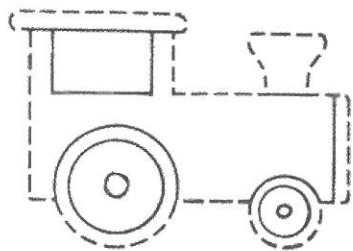
It's a bicycle.



Let's Learn More



A Trace and color.




a train



a doll



a teddy b




a car


B Match.



1. It's a train.



2. It's a car.



3. It's a doll.





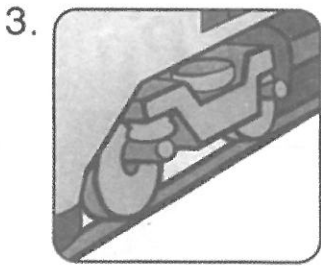

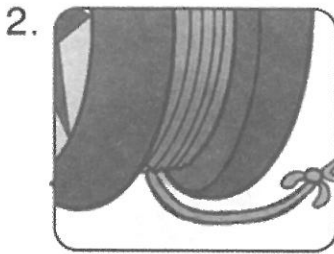


4. It's a teddy bear.



C Match and say.

What is it?

It's a _____.



موسسه زبان دهخدا
dehkhodaedu.com

dehkhodaedu.com

✓ Parent's signature _____



A Connect.


A grid of clouds containing letters Aa through Zz. A dashed line connects the cloud with 'Aa' to the cloud with 'Cc'. There are several small bird illustrations scattered throughout the grid.

Aa	Cc		Ee
Bb	Ii	Dd	Ff
Jj	Hh	Gg	Oo
Kk	Mm	Nn	Pp
Vv	Ll	Ss	Qq
Ww	Uu	Tt	Rr
Xx	Yy		Zz

B Trace and write.

What's your name?

1.



I'm Andy.

2.



I'm Jenny.

3.



I'm _____.

4.



I'm _____.

C Write your name. Draw a picture.

I'm _____



dekhodaedu.com

✓ Parent's signature _____

Unit
2

Colors

Let's Talk



A Find.

Hi, boys and girls.



See you la



Goodbye.




Hello, Miss Jones.



B Match and say.

1.



2.




C Write ✓ or X.

1.



Come here.



2.



Turn around.




Let's Learn



A Match and color.


1.




2.



3.



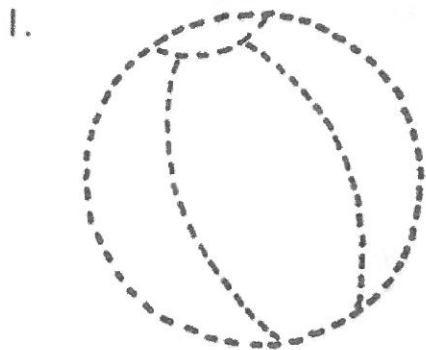
4.



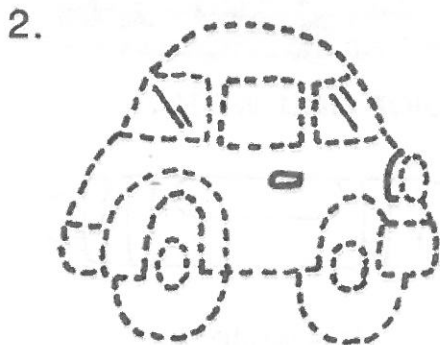
5.




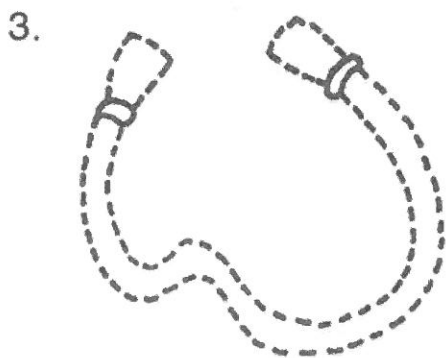
B Trace and color.





It's  .




It's  .




It's  .



It's  .




It's  .

Let's Learn More



A Color and write.

1.



It's white.

It's _____


2.



It's orange.

It's _____

3.



It's purple.

It's _____

4.



It's pink.

It's _____

5.




It's black.

It's _____

B Find and color.

What color is it?



A



B




It's red.

It's purple.

It's orange.

It's brown.

It's black.

















A Circle and say.

- | | | | |
|-------------|-------------|-------------|-------------|
| 1. A | 2. B | 3. C | 4. D |
| c | B | A | a |
| a | d | c | c |
| A | a | d | D |
| D | C | C | B |
| B | b | c | c |

B Match.

1. 		
2. 		
3. 		
4. 		

C Trace and write.

1. What is it?

2. It's a yo-yo.

3. It's a ball.


4. It's a train.

5. What is it?

6. It's a

7. It's a

8. It's a

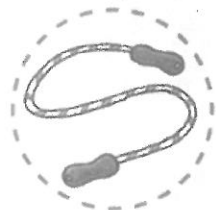


Let's Review



A Circle.

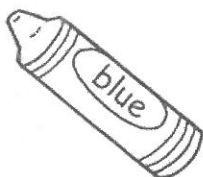
1. It's a jump rope.




2. It's a doll.



3. It's blue.



4. It's purple.



B Match.




Come here.





Stand up.



Sit down.



Turn around.



School Supplies

A Match and trace.

1.



paper

2.



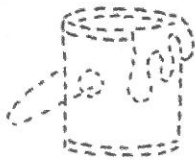
scissors

3.



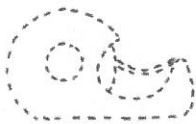
glue

4.



paint

5.



tape

I have scissors.



I have paint.



I have paper.



I have tape.



I have glue.



موسسه زبان دهخدا
dehkhodaedu.com




A Match.

1.

How are you today?



I'm fine.



2.

How are you today?



I'm fine, thanks.



3.

How are you today?



I'm fine, thank you



B Write ✓ or X.

1.



Walk.



2.



Run.



C Match and say.



Stand up.



Walk.



Turn around.



Run.



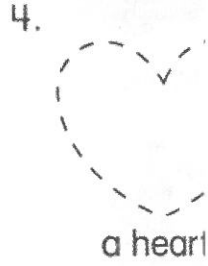
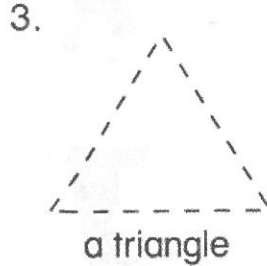
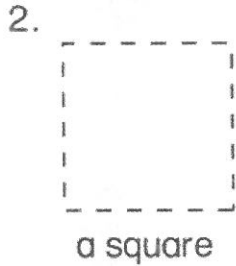
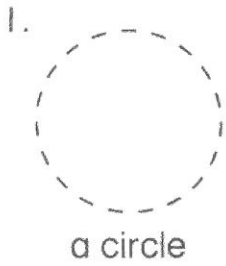
Sit down.



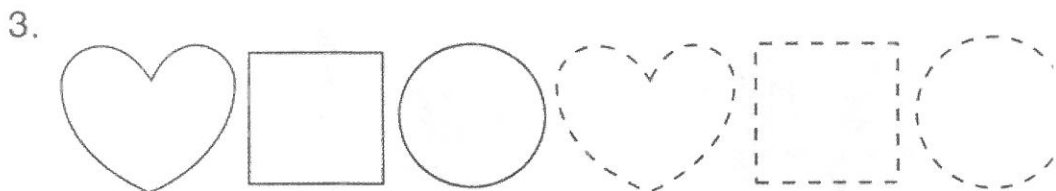

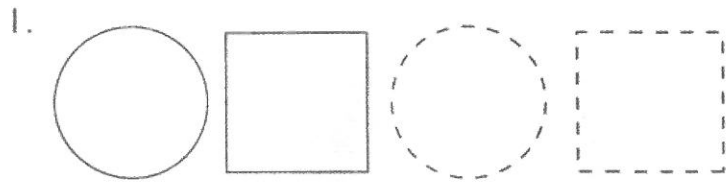
Let's Learn



A Trace.



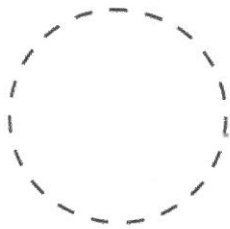
B Complete the pattern.



موسسه زبان دهخدا
dehkhodaedu.com


 Trace. Then draw.

1.



Draw a circle.

2.



Draw a triangle.

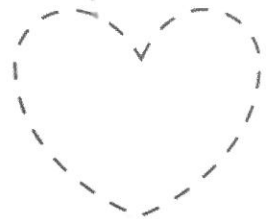


3.



Draw a square.

4.




Draw a heart.

Let's Learn More



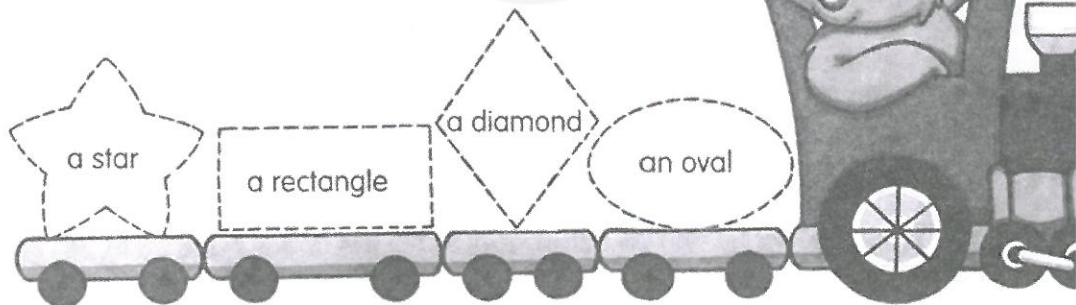
A Match and circle.



B Trace.




موسسه زبان دهخدا
dehkhodaedu.com



C Complete the pattern. Write.

1. Is it a star?



Yes, it is.



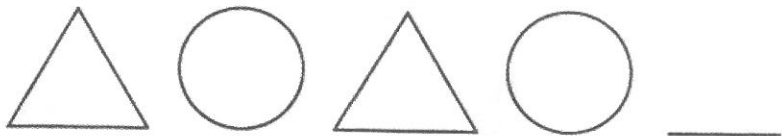
2. Is it an oval?



No, it isn't. It's a heart.



3. Is it a triangle?







A Circle and say.

1. **EFGH**

abcd

EFGH

BCDE

cdef

EFGH

2. **efgh**

defg

efgh


DEFG

efgh


CDEF

B Circle and trace.

1.



2.



3.



4.



C Trace and write.

1. Is it a star?


Yes, it is.



a star

2. Is it a rectangle?

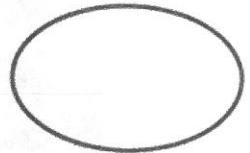
No, it isn't.



a circle

3. Is it an oval?


Yes,



an oval

4. Is it a triangle?

No,



a square

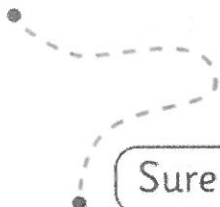


A Match or X.

1.



2.



Sure! Please come in!

May I come in?



3.



5.




4.



B Circle.

1.



2.



3.



4.





5.







Let's Learn







A Trace.

1  



2  



3  



4  



5  

B Color.


1.  

2.  

3.  

4.  

© Draw and say.





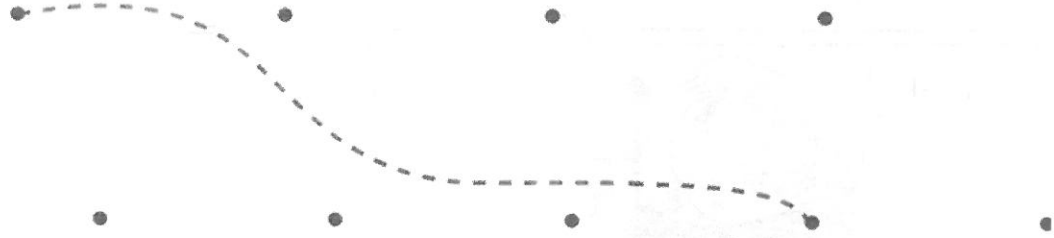


Let's Learn More




A Trace and match.

6 7 8 9


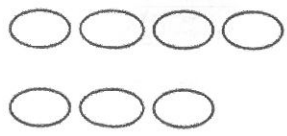


B Write ✓ or X.


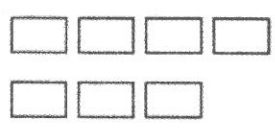
1. **7**



X



2. **10**



C Count and write.

1. How many? _____



2. How many? _____



3. How _____ ?



4. _____







A Draw.

Ii = 

Jj = 













Kk = 

Ll = 

A collection of letters in various styles and orientations within a dashed border. Some letters are solid, some are dashed for tracing, and some are inside shapes. Letters include: I, C, J, L, E, k, F, L, B, K, a, j, k, h, A, i, d, f, k, H, I, j, D, J.


B Match and trace.

Four numbered rows for matching and tracing. Each row has a letter on a line, a dashed line for tracing, an illustration, and another dashed line for tracing.

- Letter: I. Tracing: . Illustration: . Tracing: .
- Letter: J. Tracing: . Illustration: . Tracing: .
- Letter: K. Tracing: . Illustration: . Tracing: .
- Letter: L. Tracing: . Illustration: . Tracing: .

C Match and write.

1.



Is it a 1?

Yes, it is.

2.



Is it a 2?

No, it isn't.

3.

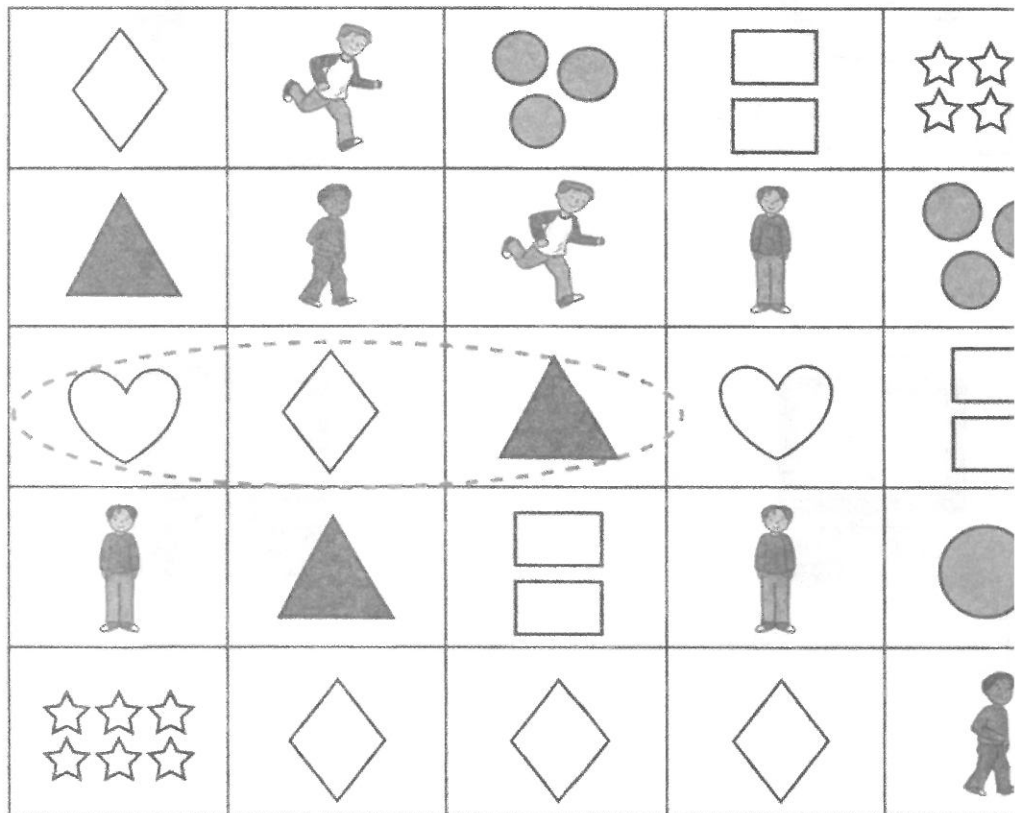
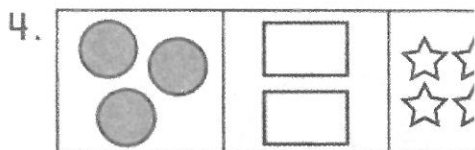
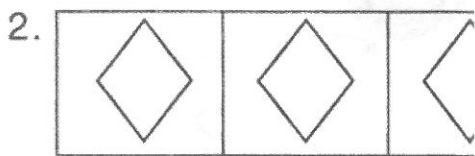
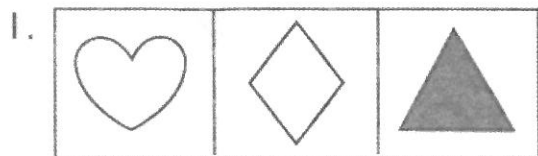


Is it a 9?

Let's Review



A Find and circle.



Classroom Commands

A Circle.

1. Take out your pencil.



2. Close your book.



3. Open your book.



4. Put away your pencil.






A Match.

Here you are.



Thank you.



Here you are.



Thank you.



Here you are.



Thank you



B Match and say.

1.



Jump.



2.



Skip.



C Write ✓ or X.

1.



Skip.



X



✓



2.



Jump.



✓ Parent's signature _____

Let's Learn




A Find and number.

1.



bird

2.




cat

3.



dog

4.



birds

5.




cats

6.



dogs



B How many? Write and say.

1.



3 cats

2.




bird

3.



dogs

4.




dog

5.



cat

6.



birds

Let's Learn More



A Find.



duck




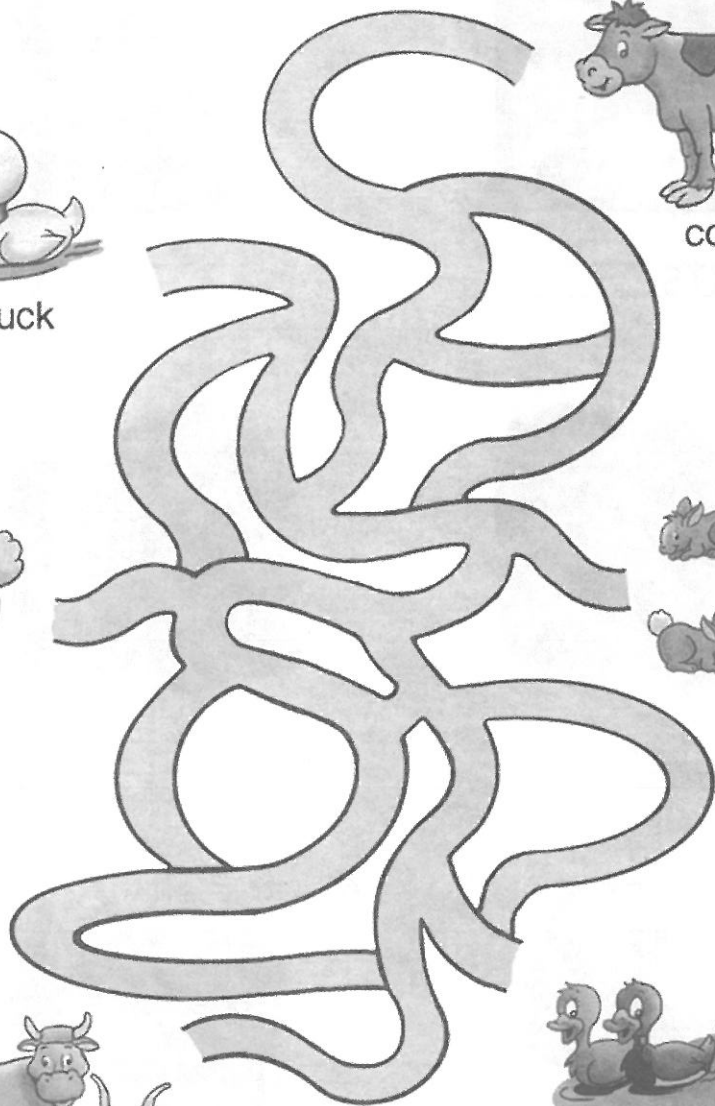
COW




rabbit



rabbits




COWS




ducks

B Count and write.



1. How many cows?  cows.

2. How many ducks?  ducks.

3. How many dogs?  dog.

4. How many birds?  birds.

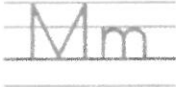

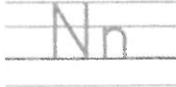





5. How many rabbits?  rabbits.



A Find and circle.

A	M	N	O	P	A	m	n	o	p
C	a	L	b	o	p	K	j	i	M
m	N	O	D	M	N	O	P	h	n
n	m	n	o	p	g	m	n	o	p
M	N	O	P	f	E	n	F	I	B
N	H	P	m	n	o	p	G	P	k
p	c	I	d	e	M	N	O	P	J

B Trace and match.

1.  
2.  
3.  
4.  

A dashed line connects the first dot of the 'M' tracing guide to the first dot of the 'P' tracing guide, passing through the panda and nest illustrations.

© Match and say. Count and write.

1.




How many dolls?




cars


2.



How many cars?



3.



How many balls?



3 dolls

Food

Let's Talk




A Draw.

How old are you?

1.

I'm 6.




2.

I'm 8.




3.

I'm 5.



4.


I'm 10.




B How old are you? Draw and color.



C Write ✓ or X.



Make a line.



Make a circle.




Let's Learn




A Match.



ice cream







pizza



cake



chick



B Write and number.

1.



I like ice cream.

2.



I like chicken.

3.




I like _____.

4.



I like _____.



Let's Learn More





A Circle.


1.




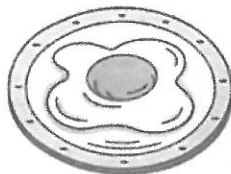
milk




2.



rice



3.




bread



4.



fish



B Match and say.

1.

Do you like rice?



Yes, I do.



2.

Do you like fish?



No, I don't.



3.

Do you like milk?



Yes, I do.



4.

Do you like bread?



No, I don't.





A Write ✓ or X.

- | | | | |
|------------|-------------------------------------|-------------------------------------|--------------------------|
| 1. Q R S T | F G H I | Q R S T | O P Q R |
| | <input checked="" type="checkbox"/> | <input checked="" type="checkbox"/> | <input type="checkbox"/> |
| 2. q r s t | d e f g | p q r s | q r s t |
| | <input type="checkbox"/> | <input type="checkbox"/> | <input type="checkbox"/> |
| 3. Q r s T | Q R S T | q R s T | Q r s T |
| | <input type="checkbox"/> | <input type="checkbox"/> | <input type="checkbox"/> |

B Match and trace.

- | | | |
|----|--|--|
| 1. | | |
| 2. | | |
| 3. | | |
| 4. | | |



C Write and say.

1. Do you like cake?



Yes, I do.

No, I don't.



2. Do you like pizza?

Yes,

3. Do you like fish?

No,




4. Do you like

Yes,

Let's Review



A Match.



4 cats

ice cream

rice



1 rabbit


skip

make a circle

The Weather

A Match and trace.

1.



sunny

2.



cloudy

3.



windy

4.



rainy

5.



snowy



It's rainy.



It's cloudy.



It's sunny.



It's windy.



It's snowy.



A Match.

1.

Oops! I'm sorry.



That's OK.



2.

Oops! I'm sorry.



That's OK.



3.

Oops! I'm sorry.



That's OK.




B Match.



Clap your hands.



Stamp your feet.



C Number.




Sit down.



Jump.



Run.



Skip.



Walk.




Let's Learn




A Circle.



head




shoulders



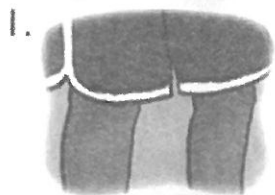
knees



toes



B Match.




I can touch my knees.



I can touch my shoulders.



I can touch my head.





I can touch my toes.



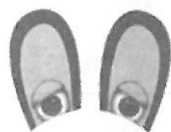
Let's Learn More



A Match.




B Draw.



eyes



mouth



ears

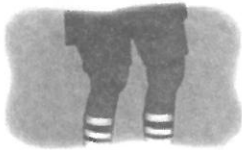


nose

C Number and write.

What can you do?

1.



2.



3.



4.



I can touch my ears.



I can touch my _____.



I can touch _____.




I can _____.



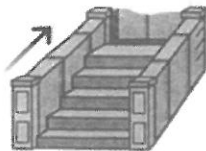


A Circle and say.

1. U



2. V

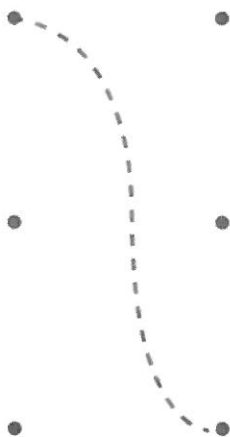



3. W

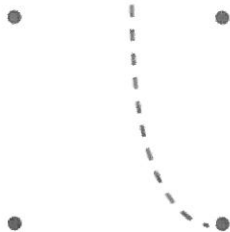


B Match and trace.


1.



2.



3.



C Trace and say.

1. What can you do?

I can touch my toes.




2. What can you do?

I can clap my hands.




3. What can you do?

I can run.



4. What can you do?

I can jump.





A Find.

Let's play.



OK. Let's play to



Let's play.



OK. Let's jump r




B Trace.

1.



Point to the board.

2.



Go to the board.

C Write ✓ or X.

1.

Go to the board.



X



✓



2.

Point to the board.



Let's Learn



A Match.

1.



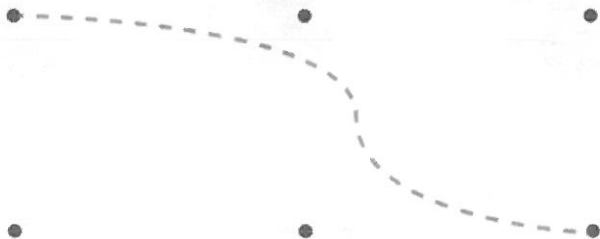
2.



3.



4.



fly a kite

sing a song

bounce a ball

ride a bicycle

B Match and say.


I can . . .

I can't . . .

1.



2.



3.



4.



Let's Learn to Read



A Find and circle.



wink



smile



swim



dance



B Write and say.

Can you dance?



Yes, I can.



No, I can't.

1. Can you sing?



Yes,

2. Can you wink?



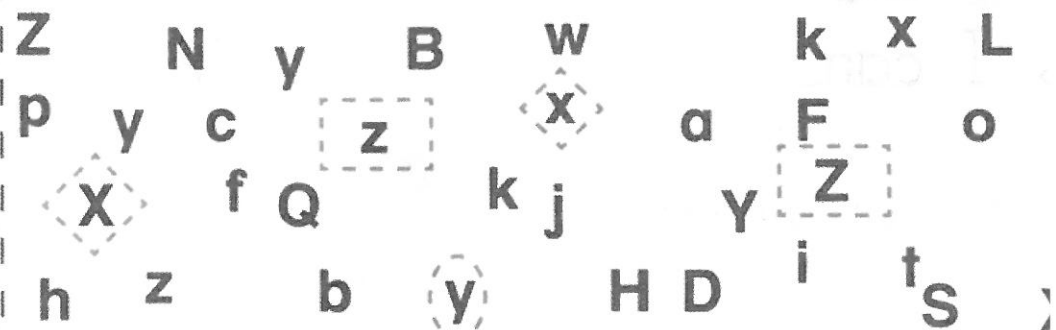

No,

3. Can you smile?





A Draw.



B Circle and trace.



Write and say.

1. I can wink.



2. I can't swim.



3. I can smile.



4. I can't ride a bike.



5. bounce a ball.




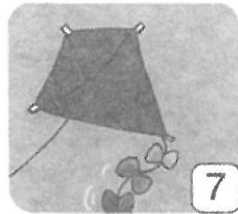
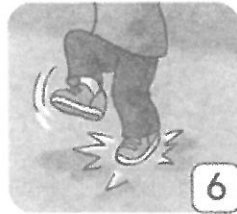


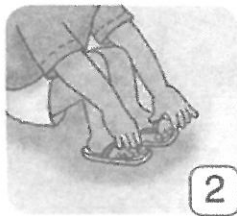
6. dance.



Let's Review






A Find and number.




Days of the Week

A Match.

Sunday	Monday	Tuesday	Wednesday	Thursday	Friday	Saturday
1	2	3	4	5	6	7





A Color and trace.



موسسه زبان دهخدا
dehkhodaedu.com



A a

B b

C c

D

B Color and trace.




E e

F f

G g

H

C Color and trace.



I i

J j

K k


L l

D Color and trace.




M m N n O o P p

E Color and trace.



Q q R r S s T

F Color and trace.



G Color and trace.



X x


Y y

Z z

Oxford University Press is the world's authority on the English language.

As part of the University of Oxford, we are committed to furthering English language learning worldwide.

We continuously bring together our experience, expertise and research to create resources such as this one, helping millions of learners of English to achieve their potential.



موسسه زبان دهخدا
dekhodaedu.com

OXFORD
UNIVERSITY PRESS

www.oup.com/elt

LET'S GO
5th Edition



Let's talk. Let's learn. Let's Go!

Energize your English classes with the trusted methodology of **LET'S GO**.

LET'S GO is full of fun, collaborative activities that get students talking in English from the very beginning.

- NEW** **Animated videos:** conversations, songs, and chants create excitement in class and motivate students to speak in English
- NEW** **Teacher's Resource Center:** Online Practice and an extensive online library of easy-to-access teaching resources help get the most out of each class
- NEW** **Can-do statements:** can-do statements with supporting activities allow students to measure their progress
- NEW** **Let's Begin series:** a two-level introductory course provides the perfect building blocks for learning English

Students

- **Student Book**
- **Workbook**
Online Practice
- **Online Play**
Student's Website



Teachers

- **Teacher's Pack**
Classroom Presentation Tool, Teacher's Guide, and Teacher's Resource Center
- **Class Audio CDs**
- **Teacher Cards**



CEFR
B1
A2
A1

ISBN 978-0-19-405011-1



9 780194 050111

dekhodaedu.com