

OXFORD

3


LET'S GO

5th Edition

WORKBOOK



موسسه زبان دهخدا
dehkhodaedu.com



Ritsuko Nakata
Karen Frazier
Barbara Hoskins
Carolyn Graham

WORKBOOK

3

LET'S GO

**5th
Edition**



Ritsuko Nakata Karen Frazier Barbara Hoskins

Unit 1

At School Let's Talk



A Write and match.

want Thanks have don't grapes some Help



1. Oh, no! I don't have any potato chips. ● Sure. _____ yourself
2. Really? Can I _____ some? ● I think I have _____
3. Thanks! Do you _____ some _____? ● Yes, please. _____


B Unscramble and write.

1. etsapnu = peanuts
2. arccresk = _____
3. yacdn = _____
4. norcopp = _____
5. tapoot pichs = dehkhodaedu.com

C Write.



D Write and match.



dekhodaedu.com

Let's Learn



A Look and write.

Down

1.



2.



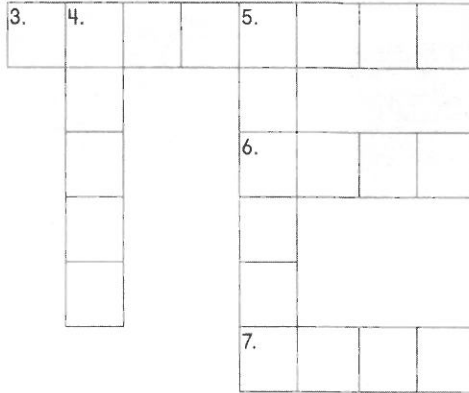
4.



5.

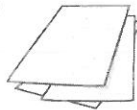


chalk tape paint scissors
paper glue string ribbon



Across

2.



3.



6.



7.



B Write.

1.



She has some chalk.

2.



He doesn't have

any


3.



4.



C Look and write.



1. What does she have?

She has some tape.

2. What does he have?

He has _____

3. What _____

and _____

4. _____

5. _____

D Write.

1.



What does he have?

2.



What does she have?

3.



?

4.




Let's Learn More



A Look and write.



magnets



calculators
scissors
colored pencils
rubber bands
magnets
push pins
paintbrushes
staplers

B Write.



Does she have any staplers?



_____ scissors?



_____ push pins?

dekhodaedu.com



What do they have?



They have some scissors.



They have some magnets.



D Read and circle.


1. Do they have any colored pencils?



Yes, they do.

No, they don't.

2. Do they have any push pins?



Yes, they do.

No, they don't.

3. Do they have any magnets?



Yes, they do.

No, they don't.

4. Do they have any rubber bands?



Yes, they do.

No, they don't.



A Match.

1.



•

• plate •

2.



•

• glass •

3.



•

• black •

4.



•

• glue •

5.



•

• blue •

6.



•

• plant •

:

bl

:

gl

:

pl

B Write.

1. **bl**


black _____

2. **gl**

3. **pl**




The Beautiful Butterfly



1
Can I have some blue paint?
Sure. Help yourself.



2
Do you have any green paper and glue?
Yes, I do. Here you are.
Thanks.



3
Do you want some black paint?
Yes, please.



4
It's a butterfly on a green plant!
It's beautiful!

D Answer the questions.

1. Does the girl want green paint or green paper? _____
2. Where is the butterfly? _____
3. What color is the plant? _____

Unit 2

Clothing Let's Talk



A Look and write.

know Wow like red hat one Which this

1.

Which _____ do you _____?



I like the _____ one.

2.

_____ hat do you like?



I don't _____.

3.

What about this _____?



_____! I like _____ one

B Look and match.

1. plaid •



2. striped •




3. polka-dot •

4. checked •


dekhodaedu.com

C Read and circle.


1.  I like the checked one.



2.  I like the polka-dot one.



3.  I like the plaid one.



4.  I like the striped one.



D Write and match.

1. _____ 2. _____ 3. _____ 4. _____



•

•

•


•

•

•

•

•



dekhodaedu.com

Let's Learn



A Look and check.



Lisa



Chris



Meg



Stan

	Lisa	Chris	Meg	Stan
blouse	✓			
skirt	✓			
dress				
shirt				
pants				
shorts				
shoes	✓			
socks	✓			

B Look at A. Write.

1.



She's wearing a skirt.

She's not wearing pants.

2.



3.



4.





موسسه زبان دهکودا
dekhodaedu.com

dekhodaedu.com

C Look, read, and check.

1. What's she wearing?

- She's wearing socks.
 She's wearing a skirt.



2. What's he wearing?

- He's wearing shoes.
 He's wearing a shirt.



3. What's she wearing?

- She's wearing pants.
 She's wearing a dress.



4. What's he wearing?

- He's wearing shorts.
 He's wearing pants.



D Write and match.

1. What's she
wearing?

2. _____
_____ ?

3. _____
_____ ?

4. _____
_____ ?



He's wearing
pants.

She's wearing
a dress.

She's wearing
a blouse.

He's wearing
socks.

Let's Learn More



A Match.

1. sweater •



2. boots •



3. sweatshirt •

4. jeans •

B Connect and write.

1. Whose slippers are these?



Amy



It's _____

2. Whose pajamas are these?



Ben



3. Whose sweatshirt is that?



Mike



4. Whose T-shirt is that?



Kumi



They're Mike's
slippers. _____

C Look and write.



Rachel

John

1. Is this Rachel's jacket?

Yes, it is. It's her

2. Is this her T-shirt?


3. Are these Rachel's boots?

Yes, they are. _____ boots.

4. Are these John's shoes?

D Write.

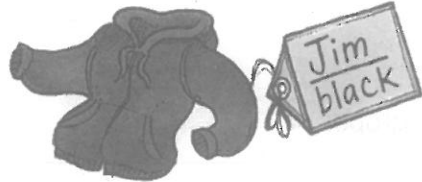
1.



Is Susan's sweater white?

Yes, it is.

2.



sweatshirt blue

3.



Are _____ orange?

4.



Jessica's _____ pink



A Match.

1. brown •

2. prune •

3. green •

4. bread •

5. grapes •

6. pretty •

br

gr

pr



B Write.

1. **br**

brown

2. **gr**

3. **pr**

A Tea Party



1
Which skirt do you like?
I like the green polka-dot one, Priya.
Me, too.



2
Are those new boots, Brenda?
Yes, they are.
They're pretty!



3
What's Greg wearing?
He's wearing a new plaid hat.



4
Prune bread, grapes, and tea.
Yum!

D Answer the questions.

1. Which skirt does Brenda like? _____

2. Who has new boots? _____

3. Who's wearing a new plaid hat? _____



موسسه زبان دهخدا
dekhodaedu.com



A Read and match.

1. Do they have any calculators? ●
 2. Is his jacket black? ●
 3. What's she wearing? ●
 4. Whose boots are these? ●
 5. Does he have any glue? ●
 6. What does he have? ●
- She's wearing a red skirt.
 - They're her boots.
 - He has some string.
 - No, they don't.
 - Yes, he does.
 - Yes, it is.

B Write.

1. Whose _____ are these?



2. They don't have any _____.



3. Does Mary have any _____ ?



4. I like the _____ hat.



5. He has some _____.



6. Can I have some _____ ?



C Complete the story.

students name small computers live

My _____ is Tony. I _____ in the
United States. I go to a _____ school.
There are twelve _____ in my class.
We use _____ in class.



D What about you? Write.

1. Where do you live?

I live _____

2. Is your school small or big?

3. How many students are in your class?

There are _____

4. Do you have a computer in class?

5. Do you use computers in class?

Places

Let's Talk



A Read and number.



OK.


Here's the nurse's office.

1 Excuse me. Where's the nurse's office?

Thanks for your help.

It's next to the gym. Follow me.

You're welcome.



B Write.

music room art room classroom lunchroom gym office



art room












C Write.


next to

across from

between



D Look and write.




Where's the library?

It's next to the art room.




Where's the classroom?

It's



Where's the lunchroom?

It's the
and the



Where's the music room?

Let's Learn



A Look and match.



bakery

clinic



factory



repair shop

airport



store




B Look, match, and write.




Where is he going?



Where is she going?



Where is he going?




dekhodaedu.com

He's going to the bakery.

C Write and circle.


1. Where's he going?

He's going to the store.



2. _____ ?

_____ the bakery.



3. _____ ?

_____ the repair shop.



4. _____ ?

_____ the factory.



D Look and check.

1. Are they going to the park?



- Yes, they are.
- No, they aren't.

2. Is he going to the store?



- Yes, he is.
- No, he isn't.

3. Is she going to the clinic?



- Yes, she is.
- No, she isn't.

4. Are they going to the office?



- Yes, they are.
- No, they aren't.




Let's Learn More



A Look and circle.



B Connect and write.



C Look and write.



Where's she going?

She's going to


How's she going there?

She's going



Where's he going?

How's he going there?



Where's he going?

How's he going there?



Where's she going?

How's she going there?



Where's he going?

How's he going there?



Where's she going?

How's she going there?



Phonics

A Match.

1.



• slow



• class

2.



• flower



• clock

3.



• sleep



• fly

B Write.

1. **cl**

clock

2. **fl**

3. **sl**


GOING PLACES



1
Where's Marta going?
She's going to the park.
She's going by bike. Marta
likes the pretty flowers.



2
Are Josef and Marie going
to class? Yes, they are.
They are going on foot.



3
Li-Peng's going to the
store. He's going by train
He wants a new clock.
His old clock is slow.

D Answer the questions.

1. How's Marta going to the park? _____
2. Where are Josef and Marie going? _____
3. What does Li-Peng want? _____



موسسه زبان دهکودا
dekhodaedu.com

Occupations

Let's Talk



A Read and number.

My mother's an office worker.

He's a pilot.

1 What does your father do?

I'm not sure!

Oh. What does an office worker do?




B Look and write.


1. My mother is a zookeeper.



2. _____



3. _____



4. _____




C Look and write.

1. What does your mother do?

She's an _____



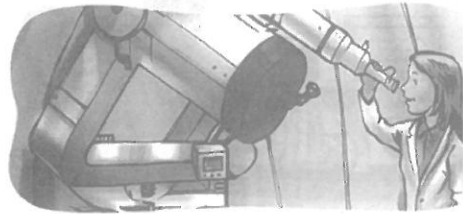
2. What does your father do?



3. What does your father do?



4. What does your mother do?



D Read and check.

1. What does your mother do?

She's a zookeeper.



2. What does your father do?

He's an astronomer.



3. What does your mother do?

She's a pilot.



Let's Learn



A Look, unscramble, and write.

photographer
veterinarian

factory worker
salesclerk

baker
mechanic


1. nnaretievira

She's a veterinarian.



2. othopergharp

She's a




3. seclerakls



4. krabe



5. cortyfa krewor



6. chicanem



dekhodaedu.com

B Write.

1. What's his job?



He's a _____

2. What's her job?



She's a _____

3. _____ ?



4. _____



C Look and circle.

1. Is he a baker?



Yes, he is. No, he isn't.

2. Is he a mechanic?



Yes, he is. No, he isn't.

3. Is she a veterinarian?



Yes, she is. No, she isn't.

4. Is she an office worker?



Yes, she is. No, she isn't.

dekhodaedu.com

Let's Learn More



A Read and connect.

- | | |
|-----------------------|--------------------|
| 1. A veterinarian ● | ● sells things. |
| 2. A mechanic ● | ● takes pictures. |
| 3. A salesclerk ● | ● fixes cars. |
| 4. A factory worker ● | ● uses a computer. |
| 5. A photographer ● | ● helps animals. |
| 6. An office worker ● | ● makes things. |

B Look and write.




A _____ helps animals.




A salesclerk _____



A _____ dekhodaedu.com





1. What does _____ do?
_____ makes things.



2. _____ a mechanic



3. What _____ ?



4. _____



5. _____ ?




6. _____



A Write.

crab friend frog crocodile



cr



fr

B Look and check.



- crab
- frog
- dog



- cat
- crocodile
- crab



- frog
- friend
- fog



- crocodile
- crab
- frog

Animal Photographers



Craig and Fran are animal photographers. He uses a camera. She uses a computer.



They are at the zoo today. Craig takes pictures of crabs, crocodiles, and frogs. Fran fixes the pictures on her computer.



They are good friends, and they are good photographers!

D Answer the questions.

1. What does Craig use? _____
2. What does Fran use? _____
3. Where do Craig and Fran take pictures? _____

Let's Review



A Read and match.

1. How's she going to school? •
 2. Is she a baseball player? •
 3. Where's he going? •
 4. What does your mother do? •
 5. Where's the lunchroom? •
 6. What's his job? •
- She's an office worker.
 - It's next to the music room.
 - He's a factory worker.
 - No, she isn't.
 - He's going to the store.
 - She's going by bus.

B Look and check.


1. Is she going to the store?

Yes, she is.




2. What does a photographer do?

A photographer takes pictures.



3. How's he going to work?

He's going by train.



4. Is she a veterinarian?

No, she isn't.



C Read, number, and match.

I live in New Zealand. •




Sometimes I can see whales. •



My name is Shelly. •



I go to the beach every day. •



D Match.

1. What's her name? •
 2. When is summer vacation? •
 3. What does Shelly like? •
 4. Where does Shelly live? •
- Shelly lives in New Zealand.
 - Shelly likes the beach.
 - Her name is Shelly.
 - Summer vacation is in December and January.



A Write and number.

Great busy Sunday play Sorry free



Yes, I can. I'm _____.

_____, I can't. I'm _____ on Saturday.

1 Can you play with us tomorrow?

Oh. What about _____? Can you play _____?

_____! See you on Sunday!

B Look at A. Write the conversation.

1. Can you play with us tomorrow?

2. _____

3. _____ ?

4. _____




5. _____

dekhodaedu.com



C Look and circle.



Monday	Tuesday	Wednesday	Thursday	Friday
				

1. Can you play on Monday?
Yes, I can. No, I can't.

2. Can you play on Thursday?
Yes, I can. No, I can't.

3. Can you play on Friday?
Yes, I can. No, I can't.

4. Can you play on Tuesday?
Yes, I can. No, I can't.

D Unscramble, write, and put in order.

1. ridFay Friday _____

2. ydSnau _____

3. duyaseT _____

4. sahdyTur _____

5. odMany _____

6. traSaduy _____

7. naddeyWes _____

1. _____

2. _____

3. _____

4. _____

5. _____

6. Friday _____

7. _____

Let's Learn



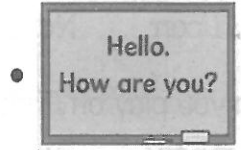
A Match.

1. swimming class •



2. art class •

• $4 \times 8 = 32$



3. English class •

4. computer class •



5. math class •

6. music class •

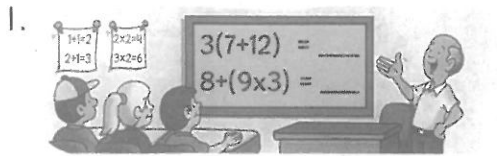
B Look and write.

swimming class

art class

math class


music class



What do you do on Wednesday?

_____ on Monday?

I go to _____




_____ on Friday?

_____ on Thursday?

dekhodaedu.com

This is Harry's week.



1. What does Harry do on Tuesday?

2. What does he do on Thursday?

3. What does he do on Monday?

4. What does he do on Friday?

5. Is he busy on Wednesday?

6. Is he busy on Saturday?

7. Is he busy on Sunday?

8. Is he busy every day?

Let's Learn More



A Write.

video games outside the piano a nap TV shopping



play video games



practice _____



take _____



go _____



watch _____



play _____

B Look and check.

1. Does he play video games on the weekend?



- Yes, he does.
 No, he doesn't.

2. Does she watch TV on the weekend?



- Yes, she does.
 No, she doesn't.

3. Does she go shopping on the weekend?



- Yes, she does.
 No, she doesn't.

4. Does he practice the piano on the weekend?




- Yes, he does.
 No, he doesn't.

dekhodaedu.com

Look and write.

1.



What _____ does he _____ do on
the weekend?
He plays outside.

2.




What _____ do
the weekend?

3.



_____ ?

4.



_____ ?

5.



_____ ?

6.



_____ ?



Phonics

A Circle.



p r t r
 (d) o (u) e
 t a k (m)



r r e n
 h a p e
 t u b a



d r m w
 w a a e
 t e l d


B Match.

1. train

2. drum

3. tree


4. draw




Favorite Day



Drew goes to his grandmother's house on Saturday. He goes by train.



His grandmother meets him at the train. Then they drive to her house.



Drew likes his grandmother's house. He sits under a big tree and plays his drum.

D Answer the questions.

1. What does Drew do on Saturday? _____
2. How does Drew go to his grandmother's house? _____
3. What does Drew do at his grandmother's house? _____



A Unscramble and write.

1.

At 5:30.

do When dinner eat you



2.

now What is it time



It's 5:45.

3.

late Oh Bye no I'm



See you tomorrow!

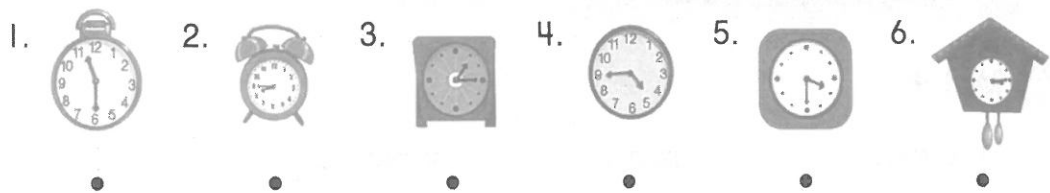
4.

sorry I'm late I'm



That's OK.

B Match.



It's four
forty-five.

It's three
fifteen.


It's eleven
thirty.

It's eight
forty-five.

It's three
thirty.

It's one
fifteen.

C Look and write.



dekhodaedu.com



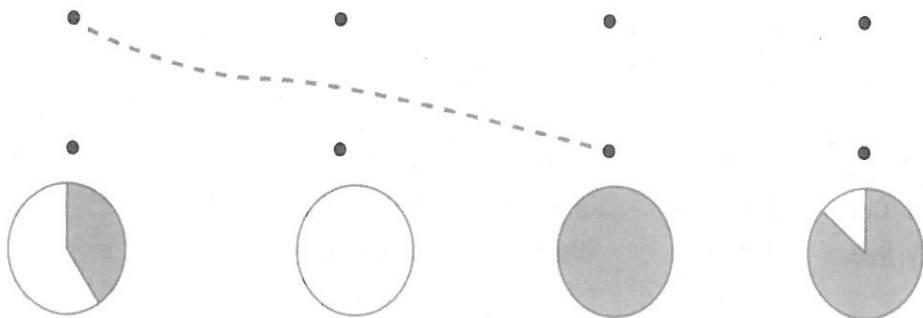
A Match.

1. always

2. usually


3. sometimes

4. never




B Write.


1. What do you do on the weekend?




2. What do you do on the weekend?



3. What do you do on the weekend?



4. What do you do on the weekend?



LOOK and write.

take a nap

do homework

use the computer

ride a bike

1. What does he do on the weekend?

He usually does homework.



2. What does she do on the weekend?

She _____



3. What does she do on the weekend?



4. What does he do on the weekend?



D Circle and write.

1.




I usually always _____

2.



I always never _____

3.



I sometimes never _____

4.



I always sometimes _____

Let's Learn More



A Write.

I/You/We/They

He/She

- | | | |
|--------------------|--------|-------------------------|
| 1. practice karate | —————→ | <u>practices karate</u> |
| 2. do homework | —————→ | _____ |
| 3. study English | —————→ | _____ |
| 4. play tennis | —————→ | _____ |
| 5. read e-mail | —————→ | _____ |

B Match.

- 1. practice karate •
- 2. play tennis •
- 3. study English •
- 4. do homework •
- 5. do gymnastics •



Write.

100% = always 80% = usually 40% = sometimes 0% = never

1. When does he read e-mail?
 He usually reads e-mail
after school.



2. When does she do homework?
 She _____



3. When _____
 He _____



4. _____



D Read and circle.

1. Do you do your homework
 after school?

always
 I sometimes do my homework after school
 never

2. Do you ride your bike
 after school?

usually
 I sometimes ride my bike after school.
 never

3. Do you take a nap
 after school?

sometimes
 I never take a nap after school.

dekhodaedu.com



A Match and write.

1.



•

• __ ings •

•
•

sw

2.



•

• __ udy •

•
•

st

3.



•

• __ im •

4.





•

• __ udent •

B Find and circle.




Busy Brothers




1
Steve and Stan are brothers. They have busy weekends, but they have fun.



2
Steve usually practices the piano on Saturday morning. Stan always goes to swim class.



3
Steve always does gymnastics on Sunday. Sometimes Stan swims on Sunday, too.



4
They always play video games at 8:00 on Sunday night.

D Answer the questions.

1. Who practices the piano? _____

2. What does Stan always do on Saturday morning? _____

3. When does Steve do gymnastics? _____

Let's Review



A Read and match.

- | | |
|---|--|
| 1. Do you watch TV after school? • | • He plays tennis on the weekend. |
| 2. When does she practice karate? • | • I go to art class. |
| 3. What does he do on the weekend? • | • It's 3:15. |
| 4. What time is it? • | • No, I don't. |
| 5. What do you do on Tuesday? • | • She usually practices karate after school. |
| 6. Does she do homework on the weekend? • | • No, she doesn't. |

B Unscramble and write.



Thursday do on What you do
_____?
_____.



on What weekend do the she doe
_____?
_____.



she gymnastics When do does
_____?
_____.



karate school Does practice after
_____?
_____.

C Complete the story.

mother live day family dances guitar play name

My _____ is Kevin. I _____
 in Ireland. My _____ likes music.
 My father plays the _____
 My _____ plays the flute.
 I _____ the violin. My sister _____
 We usually practice every _____



D Match and write.

1. Kevin



•

•



2. sister



•

•



3. mother



•

•



4. father



•


•






A Write and match.

weather fun warm yesterday zoo you How beach



- | | |
|--------------------------------------|---------------------------|
| 1. Where were you <u>yesterday</u> ? | • I was at the _____. |
| 2. _____ was it? | • It was _____. |
| 3. How about _____? | • We were at the _____. |
| 4. How was the _____? | • It was sunny and _____. |

B Match.

1.  ●  ● at the zoo
2.  ●  ● at the beach
3.  ●  ● at the store

C Look and write.



Where were you yesterday?

I was at the _____



Where _____ ?




Where _____ ?

Let's Learn



A Match.



● stormy ● rainy ● chilly ● foggy ● sunny ● snowy

B Write.

rainy sunny snowy stormy breezy cloudy

On Sunday



1. It was sunny yesterday.
2. _____
3. _____

Today



4. It's rainy today.
5. _____

dekhodaedu.com

C Write.

1. How was the weather on Monday?


It was snowy.



How's the weather today?


It's cloudy.

2. How was the weather on Wednesday?



How's the weather today?

3. _____ ?



How's the weather today?

4. _____




How's the weather today?

D Look and write.

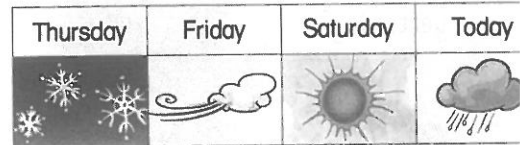
1. It was _____ on Tuesday.

It's _____ today.




2. It was _____ on Friday.

It's _____ today.



3. It was _____ on Thursday.

It's _____ today.



Let's Learn More



A Unscramble and write.

- | | | | |
|----------------|------------|---------|---------|
| amusement park | hospital | mall | circus |
| movie theater | restaurant | library | airport |

1. lalm = mall
2. sopalith = _____
3. sucric = _____
4. bilyrar = _____
5. paritor = _____
6. nemsutame karp = _____
7. saturteanr = _____
8. evimo ahette = _____

B Look and write.

1. Where were you yesterday?
I was at the circus.

2. Where were you yesterday?
I was at the airport.

3. Where were you yesterday?
I was at the amusement park.

4. Where were you yesterday?
I was at the library.

C Write.

1. Where was she at 10:30?

She was at the library.

Where is she now?

She's _____



10:30 A.M.



Now

2. Where _____ at 9:00?


He was _____

Where _____ now?

He's _____



9:00 A.M.



Now

3. Where _____ at 11:15?

Where _____ now?



11:15 A.M.



Now

4. Where _____ at 2:30?

Where _____ now?



2:30 P.M.



Now

D Read and check.

1. Was he at the airport at 10:00?



Yes, he was.

No, he wasn't.

2. Was she at the office at 12:30?



Yes, she was.

No, she wasn't.

3. Was she at the restaurant at 5:30?



Yes, she was.

No, she wasn't.

4. Was he at the circus at 3:30?



Yes, he was.

No, he wasn't.

dekhodaedu.com



A Match and write.

1.



•

• __ylark •

•

sk

2.



•

• __ake •

3.



•

• __y •

•

sn

4.




•

• __owflake •

B Look and check.

1.



2.



3.



4.



skate

snow

snowflake

sky

sky

snake

snake

skylark


skylark

snowflake

snail

skate


A Snowy Weekend



1
Where were you yesterday, Skip?
I was at the park.



2
How was the weather?
It was chilly in the morning. We saw
skylarks in the sky.



3
It was snowy in the afternoon.
We played with the snowflakes.



4
Look at that snake! Did you touch it?
No! No! No!

D Answer the questions.

1. Where was Skip yesterday? _____

2. What did Skip see in the sky? _____

3. How was the weather in the afternoon? _____

Doing Things

Let's Talk



A Unscramble and write.

1. looking my I'm skateboard for

What are you doing?

2. was Where yesterday it

_____ ?

It was in my bedroom!

3. in Is garage the it

It's not here.

_____ ?

4. find I it hope don't we I it see

_____ !


Me, too!

B Write.

kitchen bathroom garage living room dining room bedroom



dining room _____



C Look and write.

Where's the skateboard?

1. It's in the bedroom.




2. _____



3. _____



4. _____



Let's Learn



A Look and write.

a skateboard
a snowboard

a unicycle
ice skates

skis
a sled

in-line skates
a scooter

1.




a snowboard

2.



3.



4.



5.




6.



7.



8.



B Write.

1.


I can't find my _____.




It was in the _____ yesterday.

2.

I can't find my _____.



It was in the _____ yesterday.



1. Where was the snowboard?

It was in the bedroom.

2. Where _____ the scooter?

3. Where were the skis?

They were _____.

4. Where _____ the ice skates?

5. Where _____ the in-line skates?

6. Where _____ the unicycle?

Let's Learn More



A Write.

1. eat breakfast



ate breakfast

2. talk on the telephone



3. play a video game



4. do homework



5. watch TV



6. ride a bike



B Connect and write.



What did you do yesterday?

1.



2.



3.



I watched TV.

4.



dekhodaedu.com

C Write.

1.



Did she use a computer?

2.



Did he take a picture?

3.



_____ eat breakfast?

4.



_____ take a nap?

5.



_____ watch TV?

6.






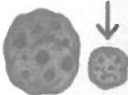
_____ ?

Yes, she did.




Phonics


A Match and write.


1.  • • ___ ary •
2.  • • ___ all •
3.  • • ___ ooter •
4.  • • ___ ile •



B Circle.


1. 

s	u	a	r	e
b	c	p	l	r
t	m	i	e	s
2. 


a	u	o	r	e
b	c	d	d	y
s	l	a	o	r
3. 

a	m	u	l	e
c	y	a	c	l
s	r	g	p	k

The Smile Scooter




Let's go to the park!
OK! Hmm. Where's my scooter?



Is it in your garage?
I don't think so.



The garage is so scary! Is your scooter there?
Oh! Now I remember!
It was in the kitchen yesterday.



Wow! I like the small smile on your scooter!
Thanks.

D Answer the questions.

1. What is scary? _____
2. Where was the scooter yesterday? _____
3. What is on the scooter? dekhodaedu.com

Let's Review




A Read and match.

- | | |
|---------------------------------------|----------------------|
| 1. Where's the snowboard? ● | ● No, she wasn't. |
| 2. Where were you yesterday? ● | ● It was cloudy. |
| 3. How was the weather on Saturday? ● | ● It's in the garage |
| 4. Where was Jim at 5:00? ● | ● He was at home. |
| 5. Did she do homework yesterday? ● | ● I was at the beach |
| 6. Was she at the library at 3:30? ● | ● Yes, she did. |

B Write.

Yesterday



Now



1. Where was the sled yesterday?

2. Where is the sled now?

3. Where were the in-line skates yesterday?

4. Where are the in-line skates now?

C Complete the story.

help like Canada name mother tour guide

My _____ is Melissa. I live in _____.

My _____ is a _____.

She helps tourists. Sometimes I _____ my mother.

I _____ to help tourists, too.




D Read and match.

- | | |
|--------------------------------------|-----------------------------------|
| 1. Where does Melissa live? ● | ● A tour guide helps tourists. |
| 2. What does her mother do? ● | ● She lives in Canada. |
| 3. What does a tour guide do? ● | ● She likes to help tourists. |
| 4. What does Melissa sometimes do? ● | ● She's a tour guide. |
| 5. What does Melissa like? ● | ● Sometimes she helps her mother. |



My Desk

A Look and write.



1. stapler
2. scissors
3. magnets
4. paper
5. paint
6. calculator
7. paint brushes
8. rubber bands

1. She has a stapler.

2. They have some _____

3. They don't have any _____

4. _____

5. _____

6. _____

7. _____


8. _____

B What about you? Draw and write.

I have _____ and

I don't have any _____

or _____

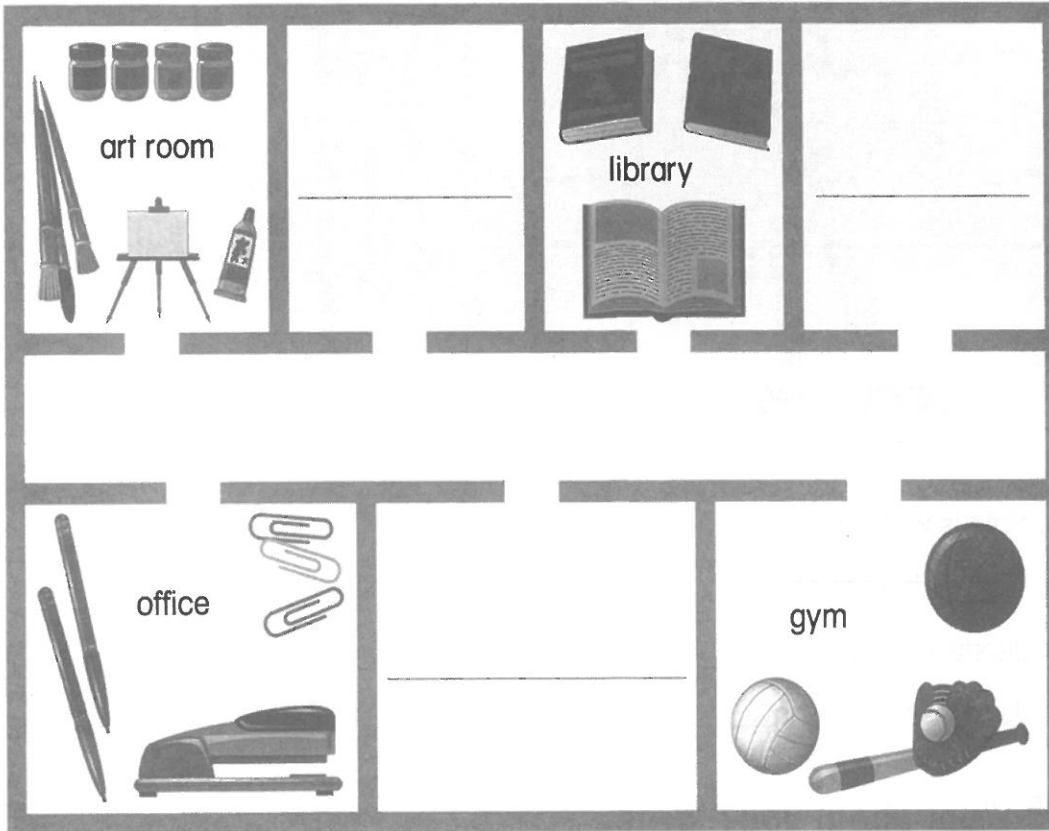


A Read and write.

The lunchroom is next to the gym.

The music room is across from the gym.

The classroom is between the library and the art room.




B What about you? Write.

My school has a _____ and a _____.

It doesn't have a _____.

A Look and write.



a shirt
a dress
shoes
socks
jeans
sneakers
a hat

1. Kate is wearing _____, _____, and _____.

2. Kate isn't wearing _____.

3. Jenny is wearing _____, _____, _____, and _____.

4. Jenny isn't wearing _____.

B What about you? Write.

1. I'm wearing _____.

2. I'm not wearing _____.

3. My friend is wearing _____.

4. My friend is not wearing _____.

dekhodaedu.com

The Weather

A Read and write.

It was windy yesterday.

It was windy on Thursday, too.

It was cloudy on Wednesday.

It was rainy on Monday and Tuesday.

It was snowy on Sunday.

But, it's sunny today!

Sunday	Monday	Tuesday	Wednesday	Thursday	Friday	Saturday
_____	rainy	_____	_____	windy	_____	_____

B Look and write.

Yesterday



Today



1. It was _____

2. _____

In Town

A Read and write the letter.



1. He usually uses a computer. _____
2. She sometimes helps animals. _____
3. He usually fixes cars. _____
4. She always takes pictures. _____

B What about you? Write.

1. I always _____
2. I usually _____
3. I sometimes _____
4. I never _____ dekhodaedu.com

My Schedule

A Read and write.



Sara

Sunday	Monday	Tuesday	Wednesday	Thursday	Friday	Saturday
FREE DAY— Play!	swimming class	music class	gym class	FREE DAY— Play!	computer class	soccer practice

1. What does Sara do on Friday? _____
2. What does Sara do on Monday? _____
3. What does Sara do on Saturday? _____
4. What does Sara do on Thursday? _____

B What about you? Write.

1. What do you do on Monday?

2. What do you do on Tuesday?


3. What do you do on Thursday?

4. What do you do on Sunday?


My Home

A Look and write.

Yesterday



Today



1. Where was the scooter?

Where is it now?

2. Where were the skis?

Where are they now?

3. Where were the in-line skates?

Where are they now?

4. Where was the unicycle?

Where is it now?

dekhodaedu.com

OXFORD
UNIVERSITY PRESS

198 Madison Avenue
New York, NY 10016 USA

Great Clarendon Street, Oxford, OX2 6DP, United Kingdom

Oxford University Press is a department of the University of Oxford.
It furthers the University's objective of excellence in research, scholarship,
and education by publishing worldwide. Oxford is a registered trade
mark of Oxford University Press in the UK and in certain other countries

© Oxford University Press 2018

The moral rights of the author have been asserted

First published in 2018

2022 2021 2020 2019 2018

10 9 8 7 6 5 4 3 2 1

No unauthorized photocopying

All rights reserved. No part of this publication may be reproduced, stored
in a retrieval system, or transmitted, in any form or by any means, without
the prior permission in writing of Oxford University Press, or as expressly
permitted by law, by licence or under terms agreed with the appropriate
reprographics rights organization. Enquiries concerning reproduction outside
the scope of the above should be sent to the ELT Rights Department, Oxford
University Press, at the address above

You must not circulate this work in any other form and you must impose
this same condition on any acquirer

Links to third party websites are provided by Oxford in good faith and for
information only. Oxford disclaims any responsibility for the materials
contained in any third party website referenced in this work

ISBN: 9780194049511 (WORKBOOK WITH ONLINE PRACTICE PACK)

ISBN: 9780194049528 (WORKBOOK PACK COMPONENT)

ISBN: 9780194049535 (ONLINE PRACTICE PACK COMPONENT)

Printed in China

This book is printed on paper from certified and well-managed sources

ACKNOWLEDGMENTS

Cover illustration: Daniel Griffo

Back cover photograph: Oxford University Press building/David Fisher

Illustrations by: Scott Angle: 9, 35; Jared Beckstrand: 52; Robin Boyer: 17, 53; Reginald W. Butler: 80; Nancy Gayle Carlson: 5, 10(b), 11, 39, 44(b), 47, 66(b), 74; Mircea Catusanu: 65, 66(t), 67, 72, 75; Mena Dolobowsky: 3, 22, 23, 36, 37, 58, 59(t); Liz Dubois: 21, 32, 33, 34(b), 54, 70(b), 73; Marion Eldridge: 70(t); Kathi Ember: 34(A2, 3 & 4); Michael Gardner: revisions on pages 15, 21, 29, 39, 40, 41, 42, 43, 48, 49, 50, 51, 54, 58, 68, 69; Daniel Griffo: cats on pages 2, 4, 6, 8, 10, 12, 14, 16, 20, 22, 24, 26, 28, 30, 32, 34, 38, 40, 42, 44, 46, 48, 50, 52, 56, 58, 60, 62, 64, 66, 68, 70, 74; Ann Iosa: 12, 13, 24, 25, 42, 43, 60, 61, 77; Olga & Aleksey Ivanov: 55; Karen Lee: 6, 7, 28(b), 29, 48, 49, 68, 69; Anthony Lewis: 45, 71; KE Lewis: 14, 15, 30, 31, 50, 51, 57, 78, 79; Darryl Ligasan: 16; Tom Pansini: 18, 40, 41; Luciana Navarro Powell: 44(t); Dana Regan: 27, 63; Jessie Reisch: 8, 9, 26; Apryl Stoff: 34(A1) Kristin Varnér: 4, 20(b), 59(b), 62(b); Bob Wakelin/AA Reps Inc.: 2, 10(t), 20(t), 28(t), 38, 46, 56, 64, 76; Christina Wald: 62(t).

The Publishers would like to thank the following for their kind permission to reproduce photographs: p.19 Hurst Photo/Shutterstock; p.37 Gelpi/Shutterstock; p.55 GlobalStock/istockphoto.com.

Oxford University Press
is the world's authority
on the English language.

As part of the University
of Oxford, we are
committed to furthering
English language learning
worldwide.

We continuously bring
together our experience,
expertise and research to
create resources such as
this one, helping millions
of learners of English to
achieve their potential.



موسسه زبان دهخدا
dekhodaedu.com

OXFORD
UNIVERSITY PRESS

www.oup.com/elt

**LET'S
GO**
5th
Edition



Let's talk. Let's learn. Let's Go!

Energize your English classes with the trusted
methodology of **LET'S GO**.

LET'S GO is full of fun, collaborative activities that get
students talking in English from the very beginning.

- NEW** **Animated videos:** conversations, songs, and chants create excitement in class and motivate students to speak in English
- NEW** **Teacher's Resource Center:** Online Practice and an extensive online library of easy-to-access teaching resources help get the most out of each class
- NEW** **Can-do statements:** can-do statements with supporting activities allow students to measure their progress
- NEW** **Reading texts:** engaging texts build students' confidence in phonics and reading comprehension
- NEW** **Let's Begin series:** a two-level introductory course provides the perfect building blocks for learning English

Students

- **Student Book**
- **Workbook**
Online Practice
- **Online Play**
Student's Website

Teachers

- **Teacher's Pack**
Classroom Presentation Tool,
Teacher's Guide, and Teacher's
Resource Center
- **Class Audio CDs**
- **Teacher Cards**

CEFR

B1

A2

A1

ISBN 978-0-19-404951-1



9 780194 049511

dekhodaedu.com