



Joan Saslow  
Allen Ascher

# Teen & Teen

## One

Student Book  
& Workbook 1



Extra Practice  
CD-ROM

OXFORD

### Real ...

Read and listen to everyday language.

#### Topic Snapshot

1. Read and listen to the conversation.



Lucas: Wow! Marcos, who's the new girl?  
 Marcos: The tall girl?  
 Lucas: Mm-hmm. She's pretty. What's her name?

### Realistic ...

6

#### Vocabulary Entertainment events

1. Look at the pictures. Read and listen.



1. a concert      2. a game      3. a movie      4. a party

2. Pronunciation Listen and repeat.

3. Complete each statement about the events with the Vocabulary.

- Cool David's birthday party is at 8:00.
- Awesome! King Kong is my favorite \_\_\_\_\_.
- Hey! What time is the volleyball \_\_\_\_\_?
- The Lady Gaga \_\_\_\_\_ is at the Metro Theater on Saturday.

12

#### You should visit Brazil!

##### Topic Snapshot

1. Read and listen to the video snapshot.



Video snapshot  
 Ana: Hello, Daniel! Are you there?  
 Daniel: Yes, Ana. How are you?  
 Ana: Actually, I'm great. Daniel, guess what!  
 Daniel: What?  
 Ana: John Dorian is here with his family from Canada. She's here in my apartment now!  
 Daniel: It's so cool. Where is he in Brazil for a week?  
 Ana: He's here. Look! He's here!  
 Daniel: Oh, look! He's here!  
 Ana: Daniel, you should visit Brazil, but I should. That's an awesome idea. But what's Brazil like?  
 Daniel: It's really big country. The people are very nice. The weather is great. The restaurants are fantastic. And the beaches are awesome!  
 Ana: Hey, John! You should spend some time in Brazil. You should visit Brazil, OK?  
 Daniel: Sure, Ana. I'll visit Brazil. OK?  
 Ana: See you later, Daniel!  
 Daniel: Bye, Ana!

2. Circle the correct answer.

Meet friends from around the world on the Teen2Teen Friends social networking "website."

#### Teen2Teen

##### Give and accept compliments

1. Read and listen to the conversation.

- That sweater is so cool.  
 This sweater?  
 Yeah, it's great. And those red shoes are awesome!  
 Thank!  
 You're welcome.

Learn authentic, social language that reflects your reality.

Study and learn new words from clear illustrations and photos. Pronounce them and use them right away.

#### Grammar Verb be: Information questions with Where; be in for location

1. Study the grammar.

Where are you? I'm in Salvador!

Questions with Where	be in for location
Where are you?	I'm in Portugal.
Where are you?	You're in Paris.
Where is Flora?	She's in Spain.
Where is the book?	It's in my English class.

Language tip: Where is = Where's  
 Where are = Where're

Reminder: Write a question with a question mark (?). Write a statement with a period (.).

2. Pronunciation Listen to the grammar examples. Repeat.

Simple and clear examples aid understanding and use.

# For your reality ...



Read interesting articles written at a level you can understand and explore a variety of authentic text types.

About you!



Use English to express your ideas and talk about your own life.



Talk to your classmates about subjects that interest you.

4. **Listening comprehension** Listen to the conversations. Then listen again and complete each statement, according to the conversations.
- The green pants are / aren't great. The brown ones are aren't nice.
  - The gray sweater is / isn't cool, but it is / isn't very expensive.
  - The jacket is new / old. It's nice / not nice.
  - His favorite color is / isn't orange. Her favorite color is / isn't orange.
  - The shoes are / aren't good-looking. They're black / blue.
5. Listen again and check your answers.

Listening comprehension activities will give you practice understanding real spoken English.

## Extend your learning

Use the activities in the Workbook and on the CD-ROM for extra practice.



## Extra support from your teacher



Digital resources to help bring language to life in the classroom.



Interactive Grammar Presentations to help with learning.



Additional worksheets to consolidate and extend your learning.



Tests to record your progress.



# Learning Objectives

	Grammar	Vocabulary	Social language	Reading and Writing
Welcome to <b>Teen 2 Teen</b> page 6				
<b>1.</b> <b>Welcome to English class.</b> <i>page 10</i>	<ul style="list-style-type: none"> <li>Verb <i>be</i>: affirmative and negative</li> <li>Subject pronouns</li> </ul>	<ul style="list-style-type: none"> <li>Greetings: hellos and goodbyes</li> </ul>	<ul style="list-style-type: none"> <li>Greet your classmates</li> <li>Apologize for a mistake</li> </ul>	<b>Reading</b> <ul style="list-style-type: none"> <li>Conversations and captions</li> </ul> <b>Writing page 90</b> <ul style="list-style-type: none"> <li>Writing a sentence: subjects and verbs</li> </ul>
<b>2.</b> <b>Is she your mom?</b> <i>page 16</i>	<ul style="list-style-type: none"> <li>Possessive adjectives</li> <li>Possessive 's and s'</li> <li>Verb <i>be</i>: <i>yes / no</i> questions and short answers</li> <li>Verb <i>be</i>: questions with <i>Who</i> and <i>What</i></li> </ul>	<ul style="list-style-type: none"> <li>The family</li> </ul>	<ul style="list-style-type: none"> <li>Talk about your family</li> </ul>	<b>Reading</b> <ul style="list-style-type: none"> <li>A picture story</li> </ul> <b>Writing page 90</b> <ul style="list-style-type: none"> <li>Using periods and question marks</li> </ul>
<b>3. Teen 2 Teen friends</b> <b>Where are you from?</b> <i>page 22</i>	<ul style="list-style-type: none"> <li>Verb <i>be</i>: questions with <i>Where</i></li> <li><i>be in</i> for location</li> <li><i>be from</i> for origin</li> </ul>	<ul style="list-style-type: none"> <li>Countries, nationalities, and hometowns</li> </ul>	<ul style="list-style-type: none"> <li>Discuss nationalities</li> </ul>	<b>Reading</b> <ul style="list-style-type: none"> <li>An online message board</li> <li><b>Skill / strategy:</b> Find supporting details</li> </ul> <b>Writing page 91</b> <ul style="list-style-type: none"> <li>Capitalization</li> </ul>
<b>Review: Units 1–3 pages 28–29</b> <b>All About You Progress Check</b>		<b>Cross-curricular Reading: Geography page 96</b>		<b>Teen 2 Teen friends Magazine 1 page 100</b>
<b>4.</b> <b>Are we late?</b> <i>page 30</i>	<ul style="list-style-type: none"> <li>Prepositions <i>on</i> and <i>at</i></li> <li>Verb <i>be</i>: information questions with <i>What time</i>, <i>When</i>, and <i>What day</i></li> </ul>	<ul style="list-style-type: none"> <li>Clock times</li> <li>School subjects</li> <li>Days of the week</li> <li>Expressions of punctuality</li> </ul>	<ul style="list-style-type: none"> <li>Confirm the time of a class</li> </ul>	<b>Reading</b> <ul style="list-style-type: none"> <li>Profiles from a teen magazine</li> <li><b>Skill / strategy:</b> Classify information</li> </ul> <b>Writing page 91</b> <ul style="list-style-type: none"> <li>More rules about capitalization</li> </ul>
<b>5.</b> <b>The new girl is very cute!</b> <i>page 36</i>	<ul style="list-style-type: none"> <li>Use of adjectives</li> <li>Intensifier <i>very</i></li> <li>Verb <i>be</i>: information questions with <i>What color</i></li> <li>Questions with <i>or</i></li> </ul>	<ul style="list-style-type: none"> <li>Adjectives to describe people</li> <li>Adjectives to describe eyes and hair</li> </ul>	<ul style="list-style-type: none"> <li>Describe a person</li> </ul>	<b>Reading</b> <ul style="list-style-type: none"> <li>On-the-street interviews</li> <li><b>Skill / strategy:</b> Find supporting details</li> </ul> <b>Writing page 92</b> <ul style="list-style-type: none"> <li>Capitalization of sentences</li> </ul>
<b>6. Teen 2 Teen friends</b> <b>Today's my birthday!</b> <i>page 42</i>	<ul style="list-style-type: none"> <li>Verb <i>be</i>: questions with <i>How old</i></li> <li>Preposition <i>in</i> for months</li> <li>Preposition <i>on</i> for dates</li> </ul>	<ul style="list-style-type: none"> <li>Entertainment events</li> <li>Months of the year</li> <li>Ordinal numbers 1st–31st</li> </ul>	<ul style="list-style-type: none"> <li>Confirm the date of an event</li> </ul>	<b>Reading</b> <ul style="list-style-type: none"> <li>An events calendar</li> <li><b>Skill / strategy:</b> Scan for information</li> </ul> <b>Writing page 92</b> <ul style="list-style-type: none"> <li>Capitalization</li> </ul>
<b>Review: Units 4–6 pages 48–49</b> <b>All About You Progress Check</b>		<b>Cross-curricular Reading: Art page 97</b>		<b>Teen 2 Teen friends Magazine 2 page 101</b>

	Grammar	Vocabulary	Social language	Reading and Writing
<b>7.</b> <b>Here. Use my phone.</b> <i>page 50</i>	<ul style="list-style-type: none"> <li>Prepositions and expressions of position and location</li> <li>The imperative</li> </ul>	<ul style="list-style-type: none"> <li>Rooms and furniture at home</li> </ul>	<ul style="list-style-type: none"> <li>Help someone find something</li> </ul>	<b>Reading</b> <ul style="list-style-type: none"> <li>A dos and don'ts list for English class</li> <li><b>Skill / strategy:</b> Apply information</li> </ul> <b>Writing page 93</b> <ul style="list-style-type: none"> <li>Using exclamation points</li> </ul>
<b>8.</b> <b>It's really sunny now!</b> <i>page 56</i>	<ul style="list-style-type: none"> <li>Let's / Let's not</li> </ul>	<ul style="list-style-type: none"> <li>Good weather and bad weather</li> <li>Free-time activities</li> </ul>	<ul style="list-style-type: none"> <li>Talk about the weather</li> <li>Suggest activities</li> </ul>	<b>Reading</b> <ul style="list-style-type: none"> <li>Weather forecasts</li> <li><b>Skill / strategy:</b> Interpret visual symbols</li> </ul> <b>Writing page 93</b> <ul style="list-style-type: none"> <li>Using apostrophes</li> </ul>
<b>9. Teen-Teen Friends</b> <b>There's a school next door.</b> <i>page 62</i>	<ul style="list-style-type: none"> <li>there is / there are</li> <li>Questions with <i>How many</i></li> </ul>	<ul style="list-style-type: none"> <li>Expressions of location in the neighborhood</li> <li>Places in the neighborhood</li> </ul>	<ul style="list-style-type: none"> <li>Ask about a neighborhood</li> </ul>	<b>Reading</b> <ul style="list-style-type: none"> <li>A blog about your neighborhood</li> <li><b>Skill / strategy:</b> Find supporting details</li> </ul> <b>Writing page 94</b> <ul style="list-style-type: none"> <li>Connecting words with commas and <i>and</i></li> </ul>
<b>Review: Units 7–9 pages 68–69</b> <b>All About You Progress Check</b>		<b>Cross-curricular Reading: Earth Science page 98</b>		
<b>10.</b> <b>Look at those black jeans!</b> <i>page 70</i>	<ul style="list-style-type: none"> <li>Questions with <i>Which</i></li> <li>Answers with <i>one / ones</i></li> <li><i>this / that / these / those</i></li> <li>Intensifier <i>too</i></li> </ul>	<ul style="list-style-type: none"> <li>Clothes</li> <li>Colors</li> </ul>	<ul style="list-style-type: none"> <li>Give and accept compliments</li> </ul>	<b>Reading</b> <ul style="list-style-type: none"> <li>An online clothes store</li> <li><b>Skill / strategy:</b> Apply prior knowledge</li> </ul> <b>Writing page 94</b> <ul style="list-style-type: none"> <li>Combining two sentences with <i>and</i></li> </ul>
<b>11.</b> <b>I can do that!</b> <i>page 76</i>	<ul style="list-style-type: none"> <li><i>can / can't</i> for ability; statements and <i>yes / no</i> questions</li> <li>Degrees of ability</li> </ul>	<ul style="list-style-type: none"> <li>Abilities</li> </ul>	<ul style="list-style-type: none"> <li>Discuss your abilities</li> </ul>	<b>Reading</b> <ul style="list-style-type: none"> <li>Profiles of international athletes</li> <li><b>Skill / strategy:</b> Classify information</li> </ul> <b>Writing page 95</b> <ul style="list-style-type: none"> <li>Combining sentences with <i>but</i></li> </ul>
<b>12. Teen-Teen Friends</b> <b>You should visit Brazil!</b> <i>page 82</i>	<ul style="list-style-type: none"> <li><i>should</i> for advice; statements and <i>yes / no</i> questions</li> <li><i>should</i>: information questions</li> </ul>	<ul style="list-style-type: none"> <li>Reasons to visit a place</li> </ul>	<ul style="list-style-type: none"> <li>Describe your country</li> </ul>	<b>Reading</b> <ul style="list-style-type: none"> <li>An online travel article</li> <li><b>Skill / strategy:</b> Find supporting details</li> </ul> <b>Writing page 95</b> <ul style="list-style-type: none"> <li>Combining ideas with <i>or</i></li> </ul>
<b>Review: Units 10–12 pages 88–89</b> <b>All About You Progress Check</b>		<b>Cross-curricular Reading: Life Science page 99</b>		
<b>Reference pages 104–106</b>				
<b>Workbook pages W1–W37</b>				

Welcome to

# Teen & Teen

## Classroom directions

(1.02)) 1. Read and listen.



1. read



2. listen



3. repeat



4. write



5. look

(1.03)) 2. **Pronunciation** Listen and repeat.

## The alphabet

(1.04)) 1. Read and listen.



(1.05)) 2. **Pronunciation** Listen and repeat.

About you!




Spell your name.

K-A-T-E

## The classroom

1.06)) 1. Look, listen, and read.

1. a board
2. a marker
3. a teacher
4. a student
5. a picture
6. a table
7. a book
8. a desk
9. a pencil
10. an eraser
11. a chair
12. a notebook
13. a pen



1.07)) 2. **Pronunciation** Listen and repeat.

## Numbers 0-10

1.08)) 1. Read and listen.

**0**  
zero

**1**  
one

**2**  
two

**3**  
three

**4**  
four

**5**  
five

**6**  
six

**7**  
seven

**8**  
eight

**9**  
nine

**10**  
ten

1.09)) 2. **Pronunciation** Listen and repeat.

3. Look at the pictures. Write the numbers.



a. three notebooks



b. \_\_\_\_\_ erasers



c. \_\_\_\_\_ teachers



d. \_\_\_\_\_ chairs



e. \_\_\_\_\_ pens



f. \_\_\_\_\_ markers



g. \_\_\_\_\_ student



h. \_\_\_\_\_ books



i. \_\_\_\_\_ desks



j. \_\_\_\_\_ pictures

## Numbers 11-20

1. Read and listen.

11 eleven    12 twelve    13 thirteen    14 fourteen    15 fifteen    16 sixteen    17 seventeen    18 eighteen    19 nineteen    20 twenty


2. Pronunciation Listen and repeat.

3. Write the numbers.

a. 15 fifteen    c. 18 \_\_\_\_\_    e. 16 \_\_\_\_\_    g. 12 \_\_\_\_\_    i. 17 \_\_\_\_\_  
 b. 19 \_\_\_\_\_    d. 14 \_\_\_\_\_    f. 20 \_\_\_\_\_    h. 13 \_\_\_\_\_    j. 11 \_\_\_\_\_

## Numbers 21-100

1. Read and listen.



2. Pronunciation Listen and repeat.

3. Write the numbers.

a. 31 thirty-one    e. 86 \_\_\_\_\_    i. 58 \_\_\_\_\_    m. 82 \_\_\_\_\_  
 b. 63 \_\_\_\_\_    f. 94 \_\_\_\_\_    j. 37 \_\_\_\_\_    n. 75 \_\_\_\_\_  
 c. 42 \_\_\_\_\_    g. 77 \_\_\_\_\_    k. 41 \_\_\_\_\_    o. 68 \_\_\_\_\_  
 d. 55 \_\_\_\_\_    h. 49 \_\_\_\_\_    l. 99 \_\_\_\_\_    p. 60 \_\_\_\_\_



# Teen2Teen Friends

16:00

Connecting Teens Around the World!

Hi! I'm Julie Duclos.



Hey! Bruno Klein here.



Hellol I'm Gan Yu.



موسسه زبان دهخدا  
dehkhodaedu.com

I'm Daniel Campos. Hellol



Adam Lucas, here. Hi!



Hi! I'm Su Berkan.



Hellol I'm Sandra Pacheco.



And I'm Ana Costa. Hi!



I'm Hana Lee. Hi!  
Nice to meet you!



Meet the Teen2Teen Friends in Units 3, 6, 9, and 12,  
and in the Teen2Teen Friends Magazine.

# 1

# Welcome to English class.

Grammar: Verb be • Subject pronouns  
 Vocabulary: Greetings: hellos and goodbyes  
 Social language: Greet your classmates • Apologize for a mistake

## Vocabulary Greetings: hellos and goodbyes

1.15)) **1. Look at the pictures. Read and listen.**



1. Phil: Hi  
 Jen: Hello!  
 Marie: Hi



2. Teacher: Good morning.  
 Classmates: Good morning.



3. Wendy: Good afternoon.  
 Ms. Miller: Good afternoon.



4. Hostess: Good evening.  
 Mr. Bates: Good evening.



5. Dad: Goodbye.  
 Kids: Goodbye.



6. Mom: Good night.  
 Paula: Good night.

1.16)) **2. Pronunciation Listen and repeat.**

**3. Circle the correct greeting.**

1. 18:30 Good morning. / Good evening

3. 14:00 Good morning. / Good afternoon.

2. 10:00 Good morning. / Good evening.

4. 22:00 Good night. / Good afternoon.

**4. Write the correct greeting.**



1. You Hi! / Hello!



2. You \_\_\_\_\_



3. You \_\_\_\_\_



4. You \_\_\_\_\_

## Topic Snapshot

1.17)) **1. Read and listen to the conversation.**



Sam: Good morning! I'm Sam.  
Lucy: Hello! I'm Lucy.

Sam: Nice to meet you, Lucy.  
Lucy: Nice to meet you, too, Sam.

Teacher: Good morning. I'm Ms. Lane.  
Welcome to English class.

Sam and  
Lucy: Good morning, Ms. Lane.

**2. Choose the correct greeting.**

1. I'm Claire.
  - a. Nice to meet you, Claire.
  - b. Goodbye.
2. I'm Dave.
  - a. Hello, Dave. I'm Ellen.
  - b. Good night.
3. Nice to meet you.
  - a. Good night.
  - b. Nice to meet you, too.
4. I'm Ms. Jones.
  - a. Nice to meet you, too.
  - b. Hello, Ms. Jones.

1.18)) **3. Now listen and check your answers.**

1.19)) **4. Listening comprehension** Listen to the conversations. Write the words to complete the conversations.

1. A: Hello I'm Max.  
B: Hello, Max. I'm Sara.
2. A: Hi, Patrick. I'm Alex.  
B: \_\_\_\_\_, Alex.
3. A: Hello. I'm Gabriel.  
B: \_\_\_\_\_, Gabriel. I'm Mr. Smith. I'm the teacher.
4. A: Good morning, Mr. Smith. Nice to meet you.  
B: \_\_\_\_\_ to English class.

## Grammar Verb *be*: affirmative; Subject pronouns






### 1. Study the grammar.

subject pronoun

verb *be*

I am Dan.

I'm Dan.

Singular subject pronouns	Singular affirmative statements	Contractions
 I	I am Paula.	I'm Paula.
 you	You are Dennis.	You're Dennis.
 he	He is a student.	He's a student.
 she	She is a teacher.	She's a teacher.
 it	It is a pencil.	It's a pencil.



Language tip

- *a* and *an*  
a pencil / a marker / a student **BUT** an eraser



### 2. Pronunciation Listen to the grammar examples. Repeat.

### 3. Complete the sentences. Write the correct subject pronouns and a form of *be*. Use contractions.

1. He's Leo.

2. \_\_\_\_\_ Susan.



3. \_\_\_\_\_ a book.



4. \_\_\_\_\_ Mr. Soares.

5. \_\_\_\_\_ Ms. Davis.  
\_\_\_\_\_ the teacher.

### 4. Now listen and check your answers.

5. Study the grammar.

Plural subject pronouns	Plural affirmative statements	Contractions
	<b>We are</b> students.	<b>We're</b> students.
	<b>You are</b> classmates.	<b>You're</b> classmates.
	<b>They are</b> Tom and Ben.	<b>They're</b> Tom and Ben.
	<b>They are</b> notebooks.	<b>They're</b> notebooks.

We're classmates.



Language tip

Always use a subject pronoun.  
*She is a teacher. NOT is-a-teacher.*  
*They are students. NOT Are-students.*

6.

Listen to the grammar examples. Repeat.

7. Complete the statements. Write the correct subject pronouns and a form of *be*. Use contractions.



1. They're students.



2. \_\_\_\_\_ pens.



3. \_\_\_\_\_ Melissa and Anne.

8. Now listen and check your answers.

9. Write statements. Change the contractions to full forms.

- I'm Zara. I am Zara
- We're classmates. \_\_\_\_\_
- He's a teacher. \_\_\_\_\_
- They're markers. \_\_\_\_\_
- You're students. \_\_\_\_\_
- It's a book. \_\_\_\_\_

**Grammar** Verb *be*: negative

I'm not Dan. I'm Tim.

**1. Study the grammar.**

Negative statements	Contractions
I <b>am not</b> Ellen.	I'm <b>not</b> Ellen.
You <b>are not</b> a teacher.	You're <b>not</b> a teacher. OR You <b>aren't</b> a teacher.
He <b>is not</b> Jake.	He's <b>not</b> Jake. OR He <b>isn't</b> Jake.
She <b>is not</b> Ann.	She's <b>not</b> Ann. OR She <b>isn't</b> Ann.
It <b>is not</b> an eraser.	It's <b>not</b> an eraser. OR It <b>isn't</b> an eraser.
We <b>are not</b> teachers.	We're <b>not</b> teachers. OR We <b>aren't</b> teachers.
You <b>are not</b> Amy and Ed.	You're <b>not</b> Amy and Ed. OR You <b>aren't</b> Amy and Ed.
They <b>are not</b> markers.	They're <b>not</b> markers. OR They <b>aren't</b> markers.



**2. Pronunciation** Listen to the grammar examples. Repeat.

**3. Look at the pictures and the names. Then complete the conversations. Use contractions.**

1. We're \_\_\_\_\_ Lily and Elena.  
We're not \_\_\_\_\_ Julia and Kate.

2. Cathy?

No. \_\_\_\_\_ Cathy.  
\_\_\_\_\_ Erica.

3. Steven?

No. \_\_\_\_\_ Steven.  
\_\_\_\_\_ Steven.

4. Laura?

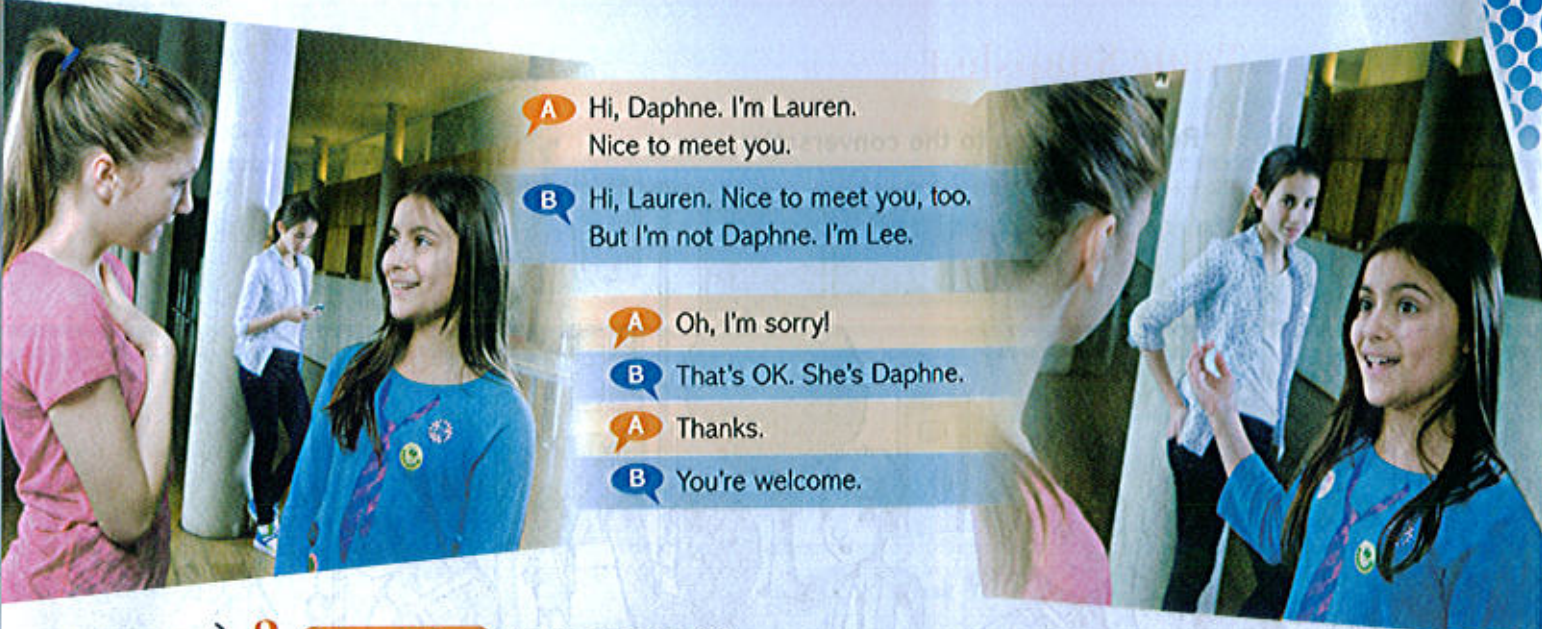
No. \_\_\_\_\_ Laura.  
\_\_\_\_\_ Lisa.  
\_\_\_\_\_ Laura.

**4. Listening comprehension** Listen to the conversations. Circle T (true) or F (false).

- 1. She's Sarah.       T /  F
- 2. She's Kristen.     T /  F
- 3. He's not Jonathan.  T /  F
- 4. She's Katie.       T /  F
- 5. He's Edward.       T /  F
- 6. They're teachers.  T /  F

## Greet your classmates; Apologize for a mistake

1.26)) 1. Read and listen to the conversation.



**A** Hi, Daphne. I'm Lauren.  
Nice to meet you.

**B** Hi, Lauren. Nice to meet you, too.  
But I'm not Daphne. I'm Lee.

**A** Oh, I'm sorry!

**B** That's OK. She's Daphne.

**A** Thanks.

**B** You're welcome.

1.27)) 2. **Pronunciation** Listen and repeat.

3. **Guided conversation** Write the names of four classmates on the notepad. Then create a NEW conversation. Use your name and the names of two classmates from your notepad.

**A** Hi, \_\_\_\_\_ . I'm \_\_\_\_\_ .  
Nice to meet you.

**B** Hi, \_\_\_\_\_ . Nice to meet you, too.  
But I'm not \_\_\_\_\_ . I'm \_\_\_\_\_ .

**A** Oh, I'm sorry!

**B** That's OK. \_\_\_\_\_ 's \_\_\_\_\_ .

**A** Thanks.

**B** You're welcome.

Notepad with 4 numbered lines for writing names.



Read your new conversation with your partner.  
Then read the conversation in your partner's book.



# 2

## Is she your mom?

Grammar: Possessives • Verb *be*: yes/no questions • Questions with *Who* and *What*  
 Vocabulary: The family  
 Social language: Talk about your family

### Topic Snapshot

#### 1. Read and listen to the conversation.



Niki: Look, Gil. Here's a photo of my teacher.

Gil: Cool! What's her name?

Niki: Ms. Nelson. And here are my classmates, Ty and Wendy.

Gil: Who's he?

Niki: That's my friend, Bill.

Gil: Hey, am I your friend, too?

Niki: Of course!

Gil: Hi!

Niki: Is she your mom?

Gil: Yes, she is. And he's my little brother.

Niki: Oh! What's his name?

Gil: Gary.

#### 2. Match the name with the relationship.

1. Gary
2. Gil and Niki
3. Ms. Nelson
4. Bill
5. Ty and Wendy

- a. teacher
- b. classmates
- c. friends
- d. friend
- e. brother



## Grammar Possessive adjectives; Possessive 's and s'

### 1. Study the grammar.

#### Possessive 's and s'

Niki is Gil's friend.  
Niki is Gil and Bill's friend.  
Her friend's brother is Gary.  
**BUT** Her friends' names are Gil and Bill.

Subject pronouns	Possessive adjectives	Subject pronouns	Possessive adjectives
I	my	you	your
you	your	we	our
he	his	they	their
she	her		
it	its		

He's my brother.

Yeah. I'm his brother.



### 2. Pronunciation Listen to the grammar examples. Repeat.

### 3. Look at the pictures. Complete the statements with the correct possessive adjectives, according to the Topic Snapshot on page 16.



Gary is his brother.



Bill is \_\_\_\_\_ friend.



Ms. Nelson is \_\_\_\_\_ teacher.



Ms. Nelson is \_\_\_\_\_ teacher.



Gil is \_\_\_\_\_ friend.



So, Ms. Nelson is \_\_\_\_\_ teacher!

### 4. Complete the statements with possessive 's or s'.

- Niki's \_\_\_\_\_ teacher is Ms. Nelson.
- Gary is Gil \_\_\_\_\_ brother.
- They're her two classmate \_\_\_\_\_ notebooks.
- Niki is Ty and Wendy \_\_\_\_\_ classmate.

## Grammar

### Verb *be*: *yes / no* questions and short answers

#### 1. Study the grammar.

yes/no questions	Short answers
Are you my teacher?	Yes, I am.      No, I'm not.
Am I your student?	Yes, you are.      No, you're not.      OR      No, you aren't.
Is she Gil's mom?	Yes, she is.      No, she's not.      OR      No, she isn't.
Is Bill her brother?	Yes, he is.      No, he's not.      OR      No, he isn't.
Are you our classmates?	Yes, we are.      No, we're not.      OR      No, we aren't.
Are we Ms. Nelson's students?	Yes, you are.      No, you're not.      OR      No, you aren't.
Are Ty and Wendy Niki's friends?	Yes, they are.      No, they're not.      OR      No, they aren't.

Is she your teacher?

Yes, she is.

#### 2. Pronunciation Listen to the grammar examples. Repeat.

#### 3. Complete the short answers.

- A: Is Niki a student?  
B: Yes, she is.
- A: Is Gary Niki's brother?  
B: No, \_\_\_\_\_.
- A: Is Ms. Nelson Gil's teacher?  
B: No, \_\_\_\_\_.
- A: Are Gil and Bill Niki's friends?  
B: Yes, \_\_\_\_\_.
- A: Are Ty and Wendy Gil's classmates?  
B: No, \_\_\_\_\_.
- A: Am I your classmate?  
B: Yes, \_\_\_\_\_.

#### 4. Complete each conversation with a *yes/no* question.

- A: Is she our teacher \_\_\_\_\_ ? (she / our / teacher)  
B: Yes, she is.
- A: \_\_\_\_\_ ? (they / your / friends)  
B: Yes, they are.
- A: \_\_\_\_\_  
B: No, he isn't.
- A: \_\_\_\_\_ ? (we / your / classmates)  
B: No, you aren't.
- A: \_\_\_\_\_ ? (she / Bill and Gil's / friend)  
B: Yes, she is.
- A: \_\_\_\_\_ ? (I / your / teacher)  
B: Yes, you are.

**Vocabulary** The family

1.31)) **1. Look at the photos. Read and listen.**

My name is Hope.  
Meet my family.



1.32)) **2. Pronunciation** Listen and repeat.

**3. Write the correct family relationships.**

1. Joanne is Olivia's grandmother / grandma
2. Jerry and Joanne are Hope's \_\_\_\_\_
3. Tom and Jessica are Hope's \_\_\_\_\_
4. Olivia is Hope and Zack's \_\_\_\_\_
5. Jerry is Olivia's \_\_\_\_\_

1.33)) **4. Listening comprehension** Look at the photos in Exercise 1 again. Then listen to the statements. Circle the correct names.

1. Jerry / Joanne
2. Tom / Jerry
3. Olivia and Zack / Jessica and Tom
4. Olivia / Jessica
5. Hope / Jessica

About you!



**Complete the statement about your family.**

My \_\_\_\_\_.

## Grammar Verb *be*: questions with *Who* and *What*

### 1. Study the grammar.

Questions with <i>Who</i>	
Who <b>am</b> I?	You're Jorgel
Who <b>are</b> you?	I'm your classmate.
Who's Maria?	She's my sister.
Who's your teacher?	Ms. Nelson.
Who <b>are</b> they?	They're my grandparents.

Questions with <i>What</i>	
What's your family name?	It's Ramirez.
What's our phone number?	555-9807.
What's her e-mail address?	paulaz@costa.br.
What's Ricardo's nickname?	It's Ricky.
What <b>are</b> their names?	Steve Kraft and Beth Peters.

#### Personal information


#### 1.39 Listen and repeat.

family name  
phone number  
e-mail address  
nickname



#### Language tips

- *Who's* = *Who is*
- *What's* = *What is*
- *Who are* **NOT** *Who're*
- *What are* **NOT** *What're*



### 2. Pronunciation Listen to the grammar examples. Repeat.

### 3. Complete the questions. Choose *Who* or *What*.

- A: Who What is she?  
B: She's my teacher.  
A: Really? Who / What is her name?  
B: Ms. Bora.
- A: Who / What are they?  
B: They're my sisters.  
A: And who / what is their teacher?  
B: Their teacher is Mr. Rouse.
- A: Is he your brother?  
B: Yes, he is.  
A: Who / What is his e-mail address?  
B: It's paulo6@costa.br.
- A: Nice photo. Who / What is he?  
B: Oh, that's Julio. He's my friend.  
A: Really? Who / What is his family name?  
B: His family name? It's Silva.

### 4. Write questions with *What* for a partner. Write answers in your partner's book.

- (family name) What's your family name ? My family name is ...
- (nickname) \_\_\_\_\_ ? \_\_\_\_\_
- (friends' names) \_\_\_\_\_ ? \_\_\_\_\_
- (parents' names) \_\_\_\_\_ ? \_\_\_\_\_




**1. Read and listen to the conversation.**

- A** Look. Here's a picture of my family.
- B** Cool! Who's she?
- A** Oh, she's my sister.
- B** What's her name?
- A** Frances. But her nickname is Fran.
- B** And who are they? Are they your grandparents?
- A** Yes, they are.
- B** That's great!

**2. Pronunciation Listen and repeat.**

**3. Guided conversation Create a NEW conversation.**

Draw a picture of your family, or bring photos to class.



**A** Look. Here's a picture of my family.

**B** Cool! Who's \_\_\_\_\_?

**A** Oh, \_\_\_\_\_'s my \_\_\_\_\_.

**B** What's \_\_\_\_\_?

**A** \_\_\_\_\_. But \_\_\_\_\_ nickname is \_\_\_\_\_.

**B** And who are they? Are they your \_\_\_\_\_?

**A** \_\_\_\_\_.

**B** That's great!



Read your new conversation with your partner.  
Then read the conversation in your partner's book.

# Where are you from?

Grammar: Verb *be*: questions with *Where* • *be in* for location • *be from* for origin  
 Vocabulary: Countries, nationalities, and hometowns  
 Social language: Discuss nationalities

## Topic Snapshot

1.38

### 1. Read and listen to the posts.

# Teen2Teen Friends

The screenshot shows a chat interface for 'Teen2Teen Friends'. On the left is a profile for Ana Costa with a photo and navigation buttons: 'Question of the day', 'Events calendar', 'My blog', 'Video webchat', and 'Favorites'. Below the profile are photos of 'My friends': Su Berkan and Adam Lucas. The chat messages are as follows:

- Ana: Hello! I'm new. Who's on Teen2Teen Friends today? 😊
- Su: Hi, Ana. Welcome to Teen2Teen Friends! 15:30
- Ana: Hi, Su! Where are you? 15:33
- Su: I'm in Istanbul, in Turkey. I'm a student. 15:35
- Ana: Really? I'm a student, too. 15:40
- Su: That's great! Where are you? 15:41
- Ana: I'm in Brazil. 15:42
- Adam: Hi! Adam here. 15:55
- Su: Hey, Adam! Where are you? 15:56
- Adam: I'm in Los Angeles, in the United States. 15:57
- Su: Welcome to Teen2Teen Friends, everyone. This is so cool! 15:58

At the bottom, there is a 'Post a comment ...' input field.

### 2. Complete each statement. Circle the correct words.

1. Ana / Su is in Brazil.
2. Ana / Su is in Turkey.
3. Ana's family name is Berkan / Costa.
4. Istanbul is in Brazil / Turkey.
5. Ana and Su are friends / classmates on Teen2Teen Friends.
6. Adam is in the United States / Brazil.

**Grammar** Verb *be*: information questions with *Where*; *be in* for location

**1. Study the grammar.**

Where are you? I'm in Salvador!

Questions with <i>Where</i>	<i>be in</i> for location
Where <b>are</b> you?	I'm <b>in</b> Portugal.
Where <b>am</b> I?	You're <b>in</b> Paris.
Where <b>is</b> Flora?	She's <b>in</b> Spain.
Where <b>is</b> the book?	It's <b>in</b> my English class.



**Language tips**

- *Where is* = *Where's*
- *Where are* NOT *Where're*

**Reminder**

Write a question with a question mark (?).  
Write a statement with a period (.).

139

**2. Pronunciation** Listen to the grammar examples. Repeat.

**3. Read the posts on Teen2Teen Friends on page 22 again. Answer the questions. Use a period.**

- Where is Su? She's in Turkey.
- Where is Ana? \_\_\_\_\_
- Where is Adam? \_\_\_\_\_

**4. Look at the pictures. Write questions with *Where*. Write answers with *be in*. Use question marks and periods.**



- Q: Where is she? A: She's in China.
- Q: \_\_\_\_\_ A: \_\_\_\_\_
- Q: \_\_\_\_\_ A: \_\_\_\_\_
- Q: \_\_\_\_\_ A: \_\_\_\_\_



**Where are you? Complete the statement.**

I'm \_\_\_\_\_

## Grammar *be from* for origin

### 1. Study the grammar.

She's in New York.  
But she's from Brazil.

Statements	
Affirmative statements	Negative statements
I'm <b>from</b> Peru.	I'm <b>not from</b> Bolivia.
She's <b>from</b> South Korea.	She's <b>not from</b> Japan. OR She <b>isn't from</b> Japan.
We're <b>from</b> Colombia.	We're <b>not from</b> Ecuador. OR We <b>aren't from</b> Ecuador.

Information questions	
Where <b>are</b> you <b>from</b> ?	I'm from Taipei.
Where <b>are</b> your parents <b>from</b> ?	They're from China.
Where <b>is</b> this book <b>from</b> ?	It's from the United States.
Where <b>is</b> Adam Lucas <b>from</b> ?	He's from Los Angeles.

1.40)) **2. Pronunciation** Listen to the grammar examples. Repeat.

### 3. Complete the conversations.

- A: Where are you from?  
B: I'm from Panama.
- A: Where are your grandparents from?  
B: \_\_\_\_\_ Egypt.
- A: \_\_\_\_\_ is Silvio \_\_\_\_\_?  
B: He's \_\_\_\_\_ Rome, Italy.
- A: Is your sister \_\_\_\_\_ Havana?  
B: Yes, she is. But she's in Miami now.

1.41)) **4. Now listen and check your answers.**

### 5. Write an affirmative and a negative statement about each of the students on Teen2Teen Friends. Use contractions.

- Su (Turkey/Brazil) Su's from Turkey. She's not from Brazil.
- Adam (Mexico/the United States) \_\_\_\_\_
- Ana (Brazil/Colombia) \_\_\_\_\_

### 6. Write two information questions for your partner. Write answers to your partner's questions in your partner's book.

Your questions

Where are your grandparents from?

\_\_\_\_\_

\_\_\_\_\_

Your partner's answers

They're from Fortaleza.

\_\_\_\_\_

\_\_\_\_\_



## Vocabulary Countries, nationalities, and hometowns

1.42

1. First look at Julie's profile on Teen2Teen Friends. Then look at the other profiles. Read and listen.

Teen2Teen Friends



Julie Duclos  
Country: Canada  
Nationality: Canadian  
Hometown: Montreal



Bruno Klein  
Germany  
German  
Munich



Gan Yu  
China  
Chinese  
Beijing



Daniel Campos  
Mexico  
Mexican  
Mexico City



Adam Lucas  
the United States  
American  
Los Angeles



Su Berkan  
Turkey  
Turkish  
Istanbul



Hana Lee  
South Korea  
Korean  
Seoul



Sandra Pacheco  
Colombia  
Colombian  
Cali



Ana Costa  
Brazil  
Brazilian  
Brasilia

1.43

2. **Pronunciation** Listen and repeat: *country, nationality, and hometown*.

1.44

3. **Pronunciation** Now listen and repeat the countries, nationalities, and hometowns in the profiles.

1.45

4. **Listening comprehension** Listen to the conversations. Then listen again and complete the statements with *in* or *from*.

- Her brother is in Mexico.
- Lou is \_\_\_\_\_ Cali.
- She's \_\_\_\_\_ Canada.
- His grandparents are \_\_\_\_\_ China.
- They're \_\_\_\_\_ Peru.
- Sean's teacher is \_\_\_\_\_ South Korea.

1.46

5. **Listening comprehension** Listen to the conversations. Then listen again and circle T (true) or F (false).

- Their teacher is Brazilian.  T / F
- Mary is from Germany. T / F
- She's in Canada. T / F
- Her father is from Los Angeles. T / F
- They're American. T / F

## Reading An online message board

1. Read the messages on Teen2Teen Friends. Who are the three celebrities?

# Teen2Teen Friends

**Question of the day** Who is your favorite celebrity? Upload his or her photo.



**Adam Lucas:**  
It's Seven! He's a singer, an actor, and a dancer.

Seven's real name is Choi Dongwook, but his nickname is Se7en (Seven). Se7en is an interesting name! He's Korean, and his hometown is Seoul. He's totally awesome.



Write a comment ...



**Su Berkan:**  
My favorite celebrity is Selena Gomez.

Selena Gomez is a singer and an actor from the United States. Selena's mother is an actor, too. She's American from an Italian family. Selena's father is from Mexico. My favorite Selena Gomez song is *Send it On*. Oh! My two other favorite singers are Demi Lovato and Miley Cyrus.



Write a comment ...



**Ana Costa:**  
My absolute favorite celebrity is Alexandre Pato.

Alexandre is an athlete. He's a soccer player. He's from my country, Brazil. Alexandre's real family name is Rodrigues da Silva, but his nickname is Pato because he's from Pato Branco. Pato Branco is a city in the state of Parana.



Write a comment ...

2. Complete each statement. Circle the correct word or phrase.

- Seven's name is Seoul, South Korea / Choi Dongwook
- His nationality is South Korea / Korean.
- Su's favorite Selena Gomez song is Demi Lovato / *Send it On*.
- Miley Cyrus and Demi Lovato are Su's other favorite singers / Selena Gomez's friends.
- Selena Gomez's father is Mexican / Italian.
- Pato Branco is Alexandre Pato's nickname / hometown.
- Alexandre Pato is Brazilian / Brazil.

3. Complete the answer to each question.

- What is Choi Dongwook's nickname? It's Se7en / Seven
- Where is he from? He's \_\_\_\_\_
- Who are Su's favorite singers? They're \_\_\_\_\_
- What is Selena's father's nationality? He's \_\_\_\_\_
- What's the athlete's real family name? It's \_\_\_\_\_
- Where is Alexandre Pato from? He's \_\_\_\_\_

1. Read and listen to the conversation.

- A Who's he?
- B He's Adam.
- A What's his nationality?
- B He's American.
- A And what about Ana?
- A Ana? She's from Brazil.
- B Oh. She's Brazilian.
- A Yes, that's right.

2. Pronunciation Listen and repeat.

3. Guided conversation Create a NEW conversation. Use the photos and the information.



Hana,  
South Korea



Julie, Canada



Su, Turkey



Daniel, Mexico



Gan, China



Sandra, Colombia

A Who is \_\_\_\_\_?

B \_\_\_\_\_'s \_\_\_\_\_.

A What's \_\_\_\_\_ nationality?

B \_\_\_\_\_'s \_\_\_\_\_. And what about \_\_\_\_\_?

A \_\_\_\_\_? \_\_\_\_\_'s from \_\_\_\_\_.

B Oh, \_\_\_\_\_'s \_\_\_\_\_.

A Yes, that's right.



Read your new conversation with your partner.  
Then read the conversation in your partner's book.

# Review: Units 1–3

1. Look at the photos of Paola's family. Write the letter of the correct photo for each family relationship.

1. My sister f
2. My grandma \_\_\_\_\_
3. My parents \_\_\_\_\_
4. My brother \_\_\_\_\_
5. My grandpa \_\_\_\_\_
6. My grandparents \_\_\_\_\_

## My family



2. Answer the questions with short answers about the family in Exercise 1. Use contractions.

1. Are Paola's grandparents Susana Serrano and Carlos Castillo? No, they aren't.
2. Is Juanita Paola's brother? \_\_\_\_\_
3. Is Juanita Marcos's sister? \_\_\_\_\_
4. Is Marlena Susana's mother? \_\_\_\_\_
5. Is Carlos Susana's brother? \_\_\_\_\_
6. Are Paola's grandparents Marlena and Ivan? \_\_\_\_\_

3. Change the underlined words and phrases to possessive adjectives.

1. Susana and Carlos are Paola's parents. Susana and Carlos are her parents. \_\_\_\_\_
2. Ivan is Carlos's father. \_\_\_\_\_
3. Marcos's sisters are Juanita and Paola. \_\_\_\_\_
4. Juanita's and my mom is Susana. \_\_\_\_\_
5. My grandma's name is Marlena. \_\_\_\_\_

4. Look at the identity card. Complete the paragraph about Andy. Use the words below.

e-mail address family name hometown  
nationality nickname

Anderson's (1) nickname is Andy. His (2) \_\_\_\_\_ is Recife. His (3) \_\_\_\_\_ is Brazilian. His (4) \_\_\_\_\_ is Alves, and his (5) \_\_\_\_\_ is andy@bnet.br.



**5. Read each conversation. Check the correct statement.**

Alvaro: Dad, this is my teacher, Mr. Ash.  
 Mr. Santos: Hello, Mr. Ash. Nice to meet you.  
 Mr. Ash: Nice to meet you too, Mr. Santos.

1.  Mr. Santos is the teacher.  
 Mr. Ash is the teacher.

Ellie: Are your parents from Chile?  
 Andrew: Well, actually my mom's from Chile, but my dad isn't.  
 Ellie: Where's he from?  
 Andrew: My dad's from the United States.

2.  Andrew's parents are from the United States.  
 Andrew's dad is from the United States.

**6. Complete each question with *Who*, *What*, or *Where*. Then write an answer.**

1. Where is Amy? (the United States) Amy is in the United States.  
 2. \_\_\_\_\_ is she from? (France) \_\_\_\_\_  
 3. \_\_\_\_\_ is her sister? (Flora) \_\_\_\_\_  
 4. \_\_\_\_\_ is James's family name? (Stevenson) \_\_\_\_\_  
 5. \_\_\_\_\_ is your favorite teacher? (Mr. Alt) \_\_\_\_\_  
 6. \_\_\_\_\_ is their hometown? (Beijing) \_\_\_\_\_

**All About You**

**1. Write your own response to each person.**



You \_\_\_\_\_



You \_\_\_\_\_



You \_\_\_\_\_

**2. Complete the personal statements about you and your family.**

My name is \_\_\_\_\_ . My country is \_\_\_\_\_ .  
 My family name is \_\_\_\_\_ . My nationality is \_\_\_\_\_ .  
 My nickname is \_\_\_\_\_ . My hometown is \_\_\_\_\_ .

**Progress Check**

✓ Check what you can do.

- Greet my classmates
- Discuss nationalities
- Apologize for a mistake
- Use the Unit 1–3 grammar and vocabulary
- Talk about my family



# 4

# Are we late?

**Grammar:** Prepositions *on* and *at* • Information questions with *What time*, *When*, *What day*  
**Vocabulary:** Clock times • School subjects • Days of the week • Expressions of punctuality  
**Social language:** Confirm the time of a class

## Vocabulary Clock times

**1. Look at the pictures. Read and listen.**



1. It's three o'clock. 2. It's three thirty. 3. It's four fifteen. 4. It's four forty-five.



5. It's ten twenty. 6. It's one forty. 7. It's twelve twelve. 8. It's six oh eight.

### a.m. and p.m. / 24-hour clock

- 00:00–11:59 = **a.m.**
- 12:00–23:59 = **p.m.**
- 10:00 p.m. = 22:00

### Writing and telling the time

- Write: **5:07** Say: "five oh seven."
- It's one o'clock. It's one thirty.  
**NOT** It's one-thirty o'clock.

**2. Pronunciation** Listen and repeat.

**3. Look at the clocks. Write the time in numbers. Then write the time in words.**



1. It's two o'clock. 2. \_\_\_\_\_



3. \_\_\_\_\_ 4. \_\_\_\_\_



5. \_\_\_\_\_ 6. \_\_\_\_\_



7. \_\_\_\_\_ 8. \_\_\_\_\_

What time is it?



## Topic Snapshot

1.52) 1. Read and listen to the conversation at school.

1. 

Paul: Brad, what time is it?  
Brad: Now? It's 8:30.  
Paul: 8:30? Oh, no! Are you sure?  
Brad: Yes, I am. Why?

2. 

Paul: Because the meeting for new students is at 8:00!  
Brad: No way!  
Paul: It is. Look at the sign! Today's Monday, right?  
Brad: Yes, it is. We're late!

2. Complete each statement, according to the Topic Snapshot.  
Circle the correct word or phrase.

1. Paul and Brad are / aren't new students.
2. The meeting is / isn't for new students.
3. It's in Room 22 / 8.
4. It's 8:00 / 8:30 now.
5. Today is / isn't Monday.
6. The meeting is / isn't today.
7. The meeting is / isn't at 8:30.
8. The two students are / aren't late.

## Vocabulary School subjects

1.53) 1. Look at the pictures. Read and listen.



1. English class



2. gym class



3. math class



4. geography class



5. science class



6. art class

1.54) 2. Pronunciation Listen and repeat.

## Grammar Verb *be*: information questions with *What time* and *When*; Preposition *at*

### 1. Study the grammar.

What time <b>is</b> it?	It's one fifteen.
What time <b>is</b> math class?	It's <b>at</b> one thirty.
When <b>is</b> geography class?	It's <b>at</b> three thirty.
Is it four o'clock?	Yes, it is. / No, it's not. OR No, it isn't.
Is science class <b>at</b> eight thirty?	Yes, it is. / No, it's not. OR No, it isn't.

What time's art class?

It's at one o'clock.



- Language tips**
- *What time is gym class?* = *When is gym class?*
  - *What time is it?* NOT *What time's it?*



### 2. Pronunciation Listen to the grammar examples. Repeat.

### 3. Match the questions and the answers.

- |                                   |                               |
|-----------------------------------|-------------------------------|
| 1. What time is it?               | a. The class is at 11:30.     |
| 2. When is geography class today? | b. Yes, it is.                |
| 3. What time is the meeting?      | c. The meeting? It's at 8:15. |
| 4. Is it twelve o'clock?          | d. It's 2:25.                 |

### 4. Write two questions with *When* and/or *What time* for your partner about the time. Answer your partner's questions in your partner's book.

Your questions

What time is English class?

\_\_\_\_\_

\_\_\_\_\_

Your partner's answers

It's at 11:15.

\_\_\_\_\_

\_\_\_\_\_

## Grammar Verb *be*: information questions with *What day* and *When*; Preposition *on*

### Days of the week

Listen and repeat.

Monday	Friday
Tuesday	Saturday
Wednesday	Sunday
Thursday	

### 1. Study the grammar.

What day <b>is</b> it? OR What day <b>is</b> today?	It's Saturday. OR Today is Saturday.
What day <b>is</b> our meeting?	It's <b>on</b> Monday.
When <b>is</b> science class?	It's <b>on</b> Wednesday at 4:30.



### 2. Pronunciation Listen to the grammar examples. Repeat.



3. Read Scott's morning class schedule for the week. Then read the statements and circle T (true) or F (false).

	Monday	Tuesday	Wednesday	Thursday	Friday
8:00	gym	gym	geography	gym	English
9:00	science	science	math	math	English
10:00	English	science	math	math	art
11:00	English	geography	art	science	art

1. Math is on Monday. T/F
2. English is on Monday and Friday. T/F
3. Art is on Thursday. T/F
4. Science class is on Monday. T/F
5. Gym class is on Monday, Tuesday, and Wednesday. T/F

4. Unscramble each question. Complete each answer.

1. day/art/is/class?/your/What

A: What day is your art class?

B: It's on Monday.

2. class?/is/science/When

A: \_\_\_\_\_

B: Science class is \_\_\_\_\_ Tuesday \_\_\_\_\_ 10:30.

3. it?/is/day/What

A: \_\_\_\_\_

B: \_\_\_\_\_ Sunday.

About you!



Answer the questions with true information.

What day is today? \_\_\_\_\_

What time is your English class? \_\_\_\_\_

When is your math class? \_\_\_\_\_

## Vocabulary Expressions of punctuality

1.58)) 1. Look at the pictures. Read and listen.



1. It's 8:00. They're on time.



2. It's 7:50. They're early.



3. It's 8:30. Brad and Paul are late.

1.59)) 2. **Pronunciation** Listen and repeat.

1.60)) 3. **Listening comprehension** Listen to the conversations.  
Circle the correct expression of punctuality.

1. She's early on time late.

2. She's early on time late.

3. They're early on time late.

## Reading Profiles from a teen magazine

1. Read the magazine article. Where are the teens from?

Teen  
Scholar  
Magazine

Two teens from different parts of the world tell Teen Scholar about their favorite classes ...


by Samantha Lawrence

**Say hello** to Emily Grady, from the city of Miami in the United States. She's a student at Columbia Middle School. Her favorite subject is science. Her other classes are American history, math, Spanish, art, and gym. Science classes are early in the morning, at 7:00. But Emily is always on time for science. "Mr. Sylvester is a great science teacher!" she says.



American student Emily Grady and her teacher, Stan Sylvester

**Meet** Edson Tavares from the city of Bauru in Brazil. Edson is a student at a new school there. His classes are science, English, geography, history, math, art, and gym. Today is Monday, and Edson is in English class. He says, "All my classes are interesting, but my favorite subjects are English and geography because they're important for tourism. My mom is the director of a tourist agency here in Bauru."



Bauru natives Edson Tavares and his mother, Athina Tavares

2. Read the statements. Circle T (true) or F (false).

- |   |     |  |     |
|---|-----|--|-----|
| 1. Emily and Edson are from Brazil.           | T/F | 5. Edson is from Brazil.                           | T/F |
| 2. Emily and Edson are students.              | T/F | 6. Edson's family name is Tavares.                 | T/F |
| 3. Emily's favorite school subject is math.   | T/F | 7. His hometown is Bauru.                          | T/F |
| 4. Emily is always on time for science class. | T/F | 8. Edson's favorite subjects are English and math. | T/F |

3. Match each person with the correct information.

- |                  |                                    |
|------------------|------------------------------------|
| 1. Emily Grady   | a. is from Miami.                  |
| 2. Mr. Sylvester | b. is a teacher.                   |
| 3. Edson Tavares | c. is a director of a tour agency. |
| 4. Ms. Tavares   | d. is from Bauru.                  |
|                  | e. is a student.                   |

4. Complete each statement, according to the magazine article.

- Mr. Sylvester is a science teacher.
- Science classes are \_\_\_\_\_ in the morning, but Emily is always \_\_\_\_\_ for class.
- Edson's school is a \_\_\_\_\_ school.
- It's \_\_\_\_\_ today, and Edson is in English class.
- All Edson's \_\_\_\_\_ are interesting, but his \_\_\_\_\_ subjects are English and geography.



1. Read and listen to the conversation.

- A Hey, Andrew. What time is it?
- B It's 3:45.
- A 3:45? What time's math class?
- B It's at 4:00.
- A Are you sure?
- B Yes, I am. It's OK. You're early.
- A That's great!

1.63

Responses

- You're early. } → That's great!
- You're on time. }
- You're late. } → Oh, no!

2. Pronunciation Listen and repeat.

3. Guided conversation On the notepad, write your class schedule for today. Create a NEW conversation. Use real names. Use the real time now.

A Hey, \_\_\_\_\_. What time is it?

B It's \_\_\_\_\_.

A \_\_\_\_\_? What time's \_\_\_\_\_ class?

B It's at \_\_\_\_\_.

A Are you sure?

B Yes, I am. You're \_\_\_\_\_.

A \_\_\_\_\_!

Time	Class



Read your new conversation with your partner. Then read the conversation in your partner's book.



# 5

# The new girl is very cute!

**Grammar:** Uses of adjectives • Intensifier *very* • Information questions with *What color* • Questions with *or*  
**Vocabulary:** Adjectives to describe people • Descriptions of eyes and hair  
**Social language:** Describe a person

## Vocabulary Adjectives to describe people

1.65)) **1. Look at the photos. Read and listen.**



1. The man is tall.  
The woman is short.



2. She's young.  
He's old.



3. The girls are pretty.  
They're cute.



4. The boys are handsome.  
They're cute.

1.66)) **2. Pronunciation Listen and repeat.**

1.67)) **3. Listening comprehension Listen to the conversations.  
Number the pictures, according to the conversations.**



## Topic Snapshot

1. Read and listen to the conversation about a new classmate.



Lucas: Wow! Marcos, who's the new girl?  
 Marcos: The tall girl?  
 Lucas: Mm-hmm. She's pretty. What's her name?



Marcos: Milagros. But her nickname's Milly. She's from Peru.  
 Lucas: Really? She's very cute. Introduce me!  
 Marcos: OK!



Milly: Hi, guys! What's up?  
 Marcos: Milly, this is my friend Lucas. Lucas, Milly.  
 Milly: Hi, Lucas. Nice to meet you!



Lucas: Nice to meet you, too. Where are you from in Peru?  
 Milly: Me? From Cuzco.  
 Lucas: Cuzco? That's near Machu Picchu! How cool is that!

2. Answer each question with a statement, according to the Topic Snapshot.

- Who's the pretty new girl? She's Milagros.
- What country is she from? \_\_\_\_\_
- What's her nickname? \_\_\_\_\_
- Who are the two boys? \_\_\_\_\_
- What city is the girl from? \_\_\_\_\_
- Is the girl tall or short? \_\_\_\_\_

### Reminder

Use capital letters for names of people, cities, and countries.

## Grammar Uses of adjectives; Intensifier *very*

### 1. Study the grammar.

#### Irregular plurals

**1.69**) Listen and repeat.  
one man • two men  
a woman • three women

• Describe people with adjectives.

The <b>girls</b> are <b>tall</b> .	They're <b>tall girls</b> .
The <b>boy</b> is <b>cute</b> .	He's a <b>cute boy</b> .
The <b>women</b> aren't <b>young</b> .	They aren't <b>young women</b> .

Intensify an adjective with *very*.

Are your grandparents old? Yes. They're **very old**.

Is he a cute boy? Yes. He's **very cute**. He's a **very cute boy**.



#### Language tips

- He's a **short boy**. **NOT** *He's a boy short.*
- Their parents are **young**. **NOT** *Their parents are youngs.*
- We are **handsome men!** **NOT** *We are handsome men!*

**1.70**) **2. Pronunciation** Listen to the grammar examples. Repeat.



### 3. Complete each statement about the pictures.

Use a form of the verb *be* and an adjective.



1. She is very short!



2. The man and the woman are very old.



3. They are very young.



4. The boy and the girl are very cute.

### 4. Rewrite each sentence. Use the word in (parentheses).

- Your friend is cute! (boy) Your friend is a cute boy!
- Betty is very tall. (girl) \_\_\_\_\_
- Their mother isn't old. (woman) \_\_\_\_\_
- Our teacher is young. (man) \_\_\_\_\_
- He's very handsome. (actor) \_\_\_\_\_
- Your brother isn't very tall. (boy) \_\_\_\_\_

#### Reminder

a young man **BUT** an old man

About you!



Complete the statement with an adjective.

I am \_\_\_\_\_.

**Vocabulary** Adjectives to describe eyes and hair

1.71)) **1. Look at the pictures. Read and listen.**

 1. brown eyes  2. blue eyes  3. green eyes	 4. black hair	 5. brown hair	 6. red hair	 7. blond hair	 8. gray hair
	 9. straight hair	 10. curly hair	 11. wavy hair	 12. short hair	 13. long hair

1.72)) **2. Pronunciation** Listen and repeat.

**Grammar** Verb *be*: information questions with *What color*; Questions with *or*

**1. Study the grammar.**

<b>What color are</b> your eyes?	They're brown.	OR	Brown.
<b>What color is</b> his hair?	It's red.	OR	Red.
Is your hair black <b>or</b> brown?	It's black.	OR	Black.



**Language tip**

- Always use *is* with hair, not *are*.  
*His hair is brown. NOT His hair are brown.*

1.73)) **2. Pronunciation** Listen to the grammar examples. Repeat.

**3. Write questions about each person. Answer the questions, based on the photos.**



Bruna Soares,  
Brazilian athlete

1. What / color / eyes? What color are her eyes? They're brown.
2. What / color / hair? \_\_\_\_\_
3. her / hair / long / short? \_\_\_\_\_
4. his / eyes / blue / brown? \_\_\_\_\_
5. What color / hair? \_\_\_\_\_
6. his hair / straight / curly? \_\_\_\_\_



Owen Wilson,  
American actor

## Reading On-the-street interviews

1. Read the newspaper interviews of two teens. Are they family or friends?



Read reporter Dan Hays's interview of two hometown teens.



Hays: Good morning. What's your name, young man?

Gustavo: I'm Gustavo.

Hays: And, Gustavo, where are you from?

Gustavo: From here, Oldtown! I'm a student at Albert Schweitzer School.

Hays: Great. Gustavo, who's a very important person to you in your life today?

Gustavo: Hmm. Well, it's probably my girlfriend and classmate, Isabela. She's very pretty.

Hays: That's nice.

Gustavo: And she's a really good friend, too. She's great.

Hays: Thanks, Gustavo.

Hays: And who are you?

Isabela: Actually, I'm Isabela, Gustavo's girlfriend!

Hays: No way! Now that is interesting. Isabela, who's very important to you in your life?

Isabela: Well, Gustavo, of course. But my family's very important, too. Here's a photo of my family.

Hays: Who are the people in the photo?

Isabela: Well, here's my dad – the tall man with the short hair. And here's my mom. And here's my brother, Victor. He's tall, just like my dad.

Hays: What a good-looking family! Thanks, Isabela.



2. Read the statements. Circle T (true) or F (false).

- |   |                                       |                                       |     |
|---|---------------------------------------|---------------------------------------|-----|
| 1. Isabela is Gustavo's sister.                 | T/ <input checked="" type="radio"/> F | 5. Isabela's hair is long and brown.  | T/F |
| 2. She's a student at Albert Schweitzer School. | T/F                                   | 6. Isabela's dad's hair is short.     | T/F |
| 3. Gustavo's girlfriend isn't cute.             | T/F                                   | 7. He's a short man.                  | T/F |
| 4. Gustavo's hair is long and straight.         | T/F                                   | 8. Isabela's father's name is Victor. | T/F |
|   |                                       | 9. Victor is short.                   | T/F |

3. Choose the correct answer to each question.

- |  |  |
|--|--|
| 1. Where are the two teens classmates?<br>a. In <i>Oldtown Press</i> .<br><input checked="" type="radio"/> b. At the Albert Schweitzer School. | 4. What's Gustavo and Isabela's relationship?<br>a. They're family.<br>b. They're friends. |
| 2. Who is Isabela's boyfriend?<br>a. Gustavo.<br>b. Dan.   | 5. Who's in Isabela's photo?<br>a. Her family.<br>b. Gustavo.                              |
| 3. Where is the interview?<br>a. In Oldtown.<br>b. At the Albert Schweitzer School.  |  |





1. Read and listen to a guessing game.

- A Guess whol She's very pretty.
- B OK! What color are her eyes?
- A Her eyes? They're blue.
- B And what about her hair? Is it brown or black?
- A It's black. Who is it?
- B Is it Sherry?
- A No, it isn't. You're wrong.
- B Well, is it Liz?
- A Yes, it is. You're right!

2. Pronunciation Listen and repeat.

3. Guided conversation On the notepad, describe two classmates. Create a NEW conversation with the information on your notepad.

A Guess whol \_\_\_\_\_ very \_\_\_\_\_.

B OK. What color are \_\_\_\_\_ eyes?

A \_\_\_\_\_ eyes? They're \_\_\_\_\_.

B And what about \_\_\_\_\_ hair? Is it \_\_\_\_\_ or \_\_\_\_\_?

A It's \_\_\_\_\_. Who is it?

B Is it \_\_\_\_\_?

A \_\_\_\_\_ . You're \_\_\_\_\_ !

Name		
An adjective		
Eye color		
Hair color		



Read your new conversation with your partner. Then read the conversation in your partner's book.

# 6

## Today's my birthday!

Grammar: Verb *be*: questions with *How old* • Preposition *in* for months • Preposition *on* for dates  
 Vocabulary: Entertainment events • Months of the year • Ordinal numbers 1st–31st  
 Social language: Confirm the date of an event


### Topic Snapshot

1.77

#### 1. Read and listen to the posts.




📶
19:25





**Bruno Klein**


- Question of the day
- Events calendar
- My blog
- Video webchat
- Favorites

My friends:

  
Ana Costa

  
Gan Yu

  
Daniel Campos

  
New Friend

**Bruno:** Wow! I'm on Lady Gaga's website, and her World Tour concert's in Munich on May 24th!

**Ana:** Bruno, you're so lucky! She's my favorite singer. 19:03

**Gan:** Who's Lady Gaga? 19:08

**Ana:** Hahaha! That's a joke, right? 19:11

**Gan:** No, really. Who is she? 19:12


**Daniel:** Gan, she's a REALLY famous singer from New York. Look at her website! Her real name is Stefani Germanotta and ... Hey! She's in Mexlco on August 1st! 19:15

**Bruno:** Cool! She's awesome! Gan, here's a photo from her website. How old is she, Daniel? 19:17

**Daniel:** I'm not sure, actually. But her birthday's in March. On the 28th. 19:18

**Gan:** Thanks for the info. But guess what! Today's MY birthday! 19:20

**Ana:** Hey! Happy birthday, Gan! 19:22

 Post a comment ...

#### 2. Match the questions with the answers.

- |   |  |
|---|--|
| <ol style="list-style-type: none"> <li>1. When's Gan's birthday?</li> <li>2. When's Lady Gaga's birthday?</li> <li>3. What's Lady Gaga's real name?</li> <li>4. Where's the concert on May 24th?</li> <li>5. When's the concert in Mexico City?</li> <li>6. Where's the concert in August?</li> </ol> | <ol style="list-style-type: none"> <li>a. It's Stefani Germanotta.</li> <li>b. It's in Mexico City.</li> <li>c. It's on August 1st.</li> <li>d. It's on March 28th.</li> <li>e. It's in Munich.</li> <li>f. It's today.</li> </ol> |
|---|--|

## Grammar Verb *be*: questions with *How old*

### 1. Study the grammar.

How old <b>are</b> you?	I'm thirteen. OR I'm thirteen years old.
How old <b>is</b> she?	She's fifteen. OR She's fifteen years old.
How old <b>are</b> your sisters?	Cara is ten, and Beth is sixteen.



**Language tip** • *She's fifteen years old.* NOT *She's fifteen years.*

### 2. Pronunciation Listen to the grammar examples. Repeat.

### 3. Read the questions and responses. Cross out the response that is NOT correct.

- How old is your sister?
  - She's twenty-one years old.
  - ~~She's twenty-one years.~~
- How old are your friend's brothers?
  - Willie is six, and Jeff is ten.
  - Willie is six years, and Jeff is ten years.
- How old is Martin's father?
  - He's fifty-six years.
  - He's fifty-six years old.
- How old are Carla and Marci?
  - Carla is thirteen, and Marci is eighteen.
  - Carla is thirteen years, and Marci is eighteen.

### 4. Look at the photos of the Teen2Teen Friends' families. Complete the conversations. Write the numbers (eighteen), not the numerals (18).



- A: How old is Adam's mom?  
B: His mom is thirty-six.
- A: How \_\_\_\_\_ Hana's sister?  
B: Her sister \_\_\_\_\_.



- A: How \_\_\_\_\_ Bruno's dad?  
B: His dad \_\_\_\_\_.
- A: \_\_\_\_\_ Daniel's brothers?  
B: Luis \_\_\_\_\_, and Pablo \_\_\_\_\_.

### 5. Write a question about the Teen2Teen Friends' families. Answer the question in your partner's book.

How old is Bruno's mom \_\_\_\_\_? She's forty-eight

\_\_\_\_\_?

## Vocabulary Entertainment events

1.79)) **1. Look at the pictures. Read and listen.**



1. a concert



2. a game



3. a movie



4. a party

1.80)) **2. Pronunciation Listen and repeat.**

**3. Complete each statement about the events with the Vocabulary.**

1. Cool! David's birthday party is at 8:00!
2. Awesome! *King Kong* is my favorite \_\_\_\_\_.
3. Hey! What time is the volleyball \_\_\_\_\_?
4. The Lady Gaga \_\_\_\_\_ is at the Metro Theater on Saturday.

## Vocabulary Months of the year; Ordinal numbers 1st-31st

1.81)) **1. Read and listen to the months of the year.**

January	April	July	October
February	May	August	November
March	June	September	December

1.82)) **2. Pronunciation Listen and repeat.**

1.83)) **3. Read and listen to the ordinal numbers.**

1st first	6th sixth	11th eleventh	16th sixteenth	21st twenty-first
2nd second	7th seventh	12th twelfth	17th seventeenth	30th thirtieth
3rd third	8th eighth	13th thirteenth	18th eighteenth	31st thirty-first
4th fourth	9th ninth	14th fourteenth	19th nineteenth	
5th fifth	10th tenth	15th fifteenth	20th twentieth	

1.84)) **4. Pronunciation Listen and repeat.**

## Grammar Prepositions *in* and *on* for months and dates

### 1. Study the grammar.

- Use *in* for months. Use *on* for dates.

#### How to write and say dates

- Write **June 1st** or **June 1**.
- Say "June first."

When is the concert? It's **in** January.  
 When is the party? It's **on** March 15th.  
 What date is the movie? It's **on** June 11th.



#### Language tip

- *in* August **BUT** *on* August 1st

### 2. Pronunciation Listen to the grammar examples. Repeat.

### 3. Complete each statement. Circle the correct prepositions.

- My brother's birthday is in/on/at June 20th.
- The One Direction concert is in/on/at 7:00.
- Is the game in/on/at May?
- The movie is in/on/at Monday.
- The game is in/on/at January 3rd.
- The school party is in/on/at April.

#### Reminder

*on* Tuesday  
at nine o'clock

### 4. Complete the conversations with prepositions *in*, *on*, and *at*. Use ordinal numbers for the dates.

- A: When's the school concert?  
B: It's on Thursday, April 5th.  
A: What time?  
B: \_\_\_\_\_ 10:30.
- A: What date is the English movie?  
B: The English movie? It's \_\_\_\_\_ August 22\_\_\_\_\_.
- A: When's the class party?  
B: \_\_\_\_\_ November 16\_\_\_\_\_.  
It's \_\_\_\_\_ 5:00.
- A: When's the soccer game?  
B: It's \_\_\_\_\_ October.  
A: What day?  
B: It's \_\_\_\_\_ Tuesday, October  
3\_\_\_\_\_.
- A: What date is Brad's birthday party?  
B: Brad's party? It's \_\_\_\_\_ Friday,  
May 21\_\_\_\_\_.  
A: At what time?  
B: \_\_\_\_\_ 9:30.

### 5. Now listen and check your answers.

### 6. Listening comprehension Listen to the conversations. Complete the chart.

	Type of event	Day	Date	Time
1.	party		May 24th	
2.		Saturday		6:30
3.		Thursday	January 23rd	
4.	game			8:30

About you!



Complete the statement about your birthday.

My birthday is \_\_\_\_\_.

## Reading An events calendar

1. Look at the Teen2Teen Friends events calendar. Find a party, a concert, and a game.

# Teen2Teen Friends

Events calendar

**Daniel Campos**

Hey, everybody!  
Check out the events page.

Birthdays (Don't forget!)	
Gan / February 11	Su / September 6
Bruno / February 23	Adam / November 21
Ana / March 29	Hana / November 5
Daniel / May 18	Julie / December 31
Sandra / August 2	

**Online Events**

**Online Birthday Party for Gan!**  
8:00, here on Teen2Teen Friends  
Saturday, February 13  
Be on time!

**It's the Germany–Chile game!**  
Saturday, March 28 at 4:00  
Olympic Stadium, Munich (Germany)

**Online Concert!**  
From Mexico City, Daniel's  
rock band Guess Who  
Thursday, March 1 at 3:30  
on Teen2Teen Friends! Be there!

**International Movie Festival**  
The California Arts Theater, Los Angeles

Monday, April 6	Tuesday, April 7
<i>The Party</i> , 7:05 <i>Sue's Notebook</i> , 9:30	<i>Who Am I?</i> , 7:15 <i>Games In Paris</i> , 9:20 <i>December Girl</i> , 11:30

2. Complete the statements. Circle the correct information.

1. Gan's party is on February 11 (February 13)      3. The game is at 9:20 / 4:00.  
2. The movie *December Girl* is on April 6 / April 7.      4. The concert is on March 1 / April 6.

3. Complete the statements with *movie*, *game*, *party*, or *concert*.

1. The movie *Games in Paris* is at 9:20.      4. The birthday \_\_\_\_\_ is at 8:00.  
2. The Germany–Chile \_\_\_\_\_ is on March 28.      5. The \_\_\_\_\_ *The Party* is at 7:05.  
3. The Guess Who \_\_\_\_\_ is in March.

4. Answer each question with a day, date, and time.

1. When is the movie *The Party*? It's on Monday, April 6 at 7:05.  
2. When is Gan's online birthday party? \_\_\_\_\_  
3. When is the movie *Sue's Notebook*? \_\_\_\_\_  
4. When is the Germany–Chile game? \_\_\_\_\_  
5. When is the Guess Who concert? \_\_\_\_\_

46 forty-six

dekhodaedu.com

2:00)) **1. Read and listen to the conversation.**

- A** Hello?
- B** Hi Isabela. It's Toni. How are you?
- A** Great, thanks.
- B** Hey, Isabela. When's the movie *Rio*?
- A** *Rio*? Just a minute. Let me check. ...  
It's on July 31st. At six o'clock.
- B** July 31st? That's Tuesday, right?
- A** That's right.
- B** Great! See you on Tuesday!

2:05)) **2. Pronunciation** Listen and repeat.

**3. Guided conversation** Create a NEW conversation.  
Use the pictures for ideas.



the movie *Rango*  
Wednesday, March 6, 2:00

**A** Hello?

**B** Hi \_\_\_\_\_. It's \_\_\_\_\_.  
How are you?

**A** Great, thanks.

**B** Hey, \_\_\_\_\_. When's \_\_\_\_\_?

**A** \_\_\_\_\_? Just a minute. Let me check. ...  
It's on \_\_\_\_\_. At \_\_\_\_\_.

**B** \_\_\_\_\_? That's \_\_\_\_\_, right?

**A** That's right.

**B** Great! See you on \_\_\_\_\_!



the Argentina-Korea game  
Friday, June 17, 3:30



the One Direction concert  
Thursday, December 18, 9:00



the "August Birthdays" party  
Saturday, August 28, 8:00



Read your new conversation with your partner.  
Then read the conversation in your partner's book.

# Review: Units 4–6

## 1. Read the conversation. Choose the correct answer to each question.

Laura: Hey, James. See you on Friday!  
 James: Why? What's on Friday?  
 Laura: Friday's Arlene's birthday party!  
 James: No way! It's on Saturday!  
 Laura: No. Look in my notebook. Here it is: "Friday, April 16th: Arlene's party: 8:30."  
 James: Oh, no! Friday's the Bruno Mars concert!  
 Laura: But it's not on April 16th. The concert's on April 23rd at 8:00. Look.  
 James: Oh, you're right! See you at Arlene's party, then!

- What day is Arlene's party?
  - It's on Saturday.
  - It's on Friday.
- What day is the Bruno Mars concert?
  - It's on April 23rd.
  - It's on April 16th.
- What time is the party?
  - It's at 8:00.
  - It's at 8:30.

## 2. Look at Jessica's class schedule. Complete the conversation between you and Jessica about her schedule.

	Monday	Tuesday	Wednesday	Thursday	Friday
7:45	ENGLISH	ART	ENGLISH	COMPUTER SCIENCE	ART
9:15	SCIENCE	GEOGRAPHY	SCIENCE	GYM	SCIENCE
10:45	MATH	MATH	MATH	MATH	MATH
12:15	GEOGRAPHY		GEOGRAPHY		GYM



You: Hi, Jessica. What time is art  
 (1) on Tuesday?  
 Jessica: It's (2) \_\_\_\_\_ 7:45.  
 You: And what about art on (3) \_\_\_\_\_?  
 Jessica: It's at 7:45 on (4) \_\_\_\_\_, too.  
 You: Is geography class (5) \_\_\_\_\_ 9:15  
 on Monday?  
 Jessica: No, it isn't. It's at (6) \_\_\_\_\_ on Tuesday.  
 You: Really? And when is (7) \_\_\_\_\_  
 on Monday and Wednesday?

Jessica: It's at 12:15.  
 You: When is (8) \_\_\_\_\_?  
 Jessica: (9) \_\_\_\_\_ is (10) \_\_\_\_\_ 9:15  
 (11) \_\_\_\_\_ Monday, Wednesday, and Friday.  
 You: Thanks. And one more question.  
 Jessica: Sure!  
 You: Is (12) \_\_\_\_\_ at 7:45 on Tuesday?  
 Jessica: No. (13) \_\_\_\_\_ is (14) \_\_\_\_\_  
 Monday and Wednesday (15) \_\_\_\_\_ 7:45.

### Ask questions about Jessica's schedule.

- class?/time/What/math/is What time is math class?
- on/is/class/Friday?/gym/When \_\_\_\_\_
- computer/day/is/science?/What \_\_\_\_\_



**4. Complete the conversations with questions with *When*, *How old*, or *What color*.**

- |                                      |                             |
|--------------------------------------|-----------------------------|
| 1. A: <u>When is the concert?</u>    | 4. A: _____                 |
| B: The concert is on Sunday at 3:00. | B: I'm eleven.              |
| 2. A: _____                          | 5. A: _____                 |
| B: My mom's thirty-eight.            | B: My birthday? It's today! |
| 3. A: _____                          | 6. A: _____                 |
| B: My friend's hair? It's red.       | B: My dad's eyes are blue.  |

**5. Look at the photos. Complete the descriptions of each person.**

- Juliana's hair/ eyes is long / short and curly / straight. Her hair / eyes are brown.
- Wagner's eyes are blue / brown. His hair is / are curly and gray / red.



Juliana




Wagner

**All About You**

**1. Write your own response to each person.**



You \_\_\_\_\_



You \_\_\_\_\_



You \_\_\_\_\_

**2. Complete the personal statements.**

My hair is \_\_\_\_\_ . My favorite movie is \_\_\_\_\_ .  
 My eyes are \_\_\_\_\_ . My favorite athlete is \_\_\_\_\_ .  
 Other adjectives about me: \_\_\_\_\_ , My favorite school subject is \_\_\_\_\_ .  
 \_\_\_\_\_ , and \_\_\_\_\_ .

**Progress Check**

✓ Check what you can do.

- |  |  |
|--|--|
| <input type="checkbox"/> Talk about school schedules | <input type="checkbox"/> Discuss dates of an event               |
| <input type="checkbox"/> Tell the time               | <input type="checkbox"/> Use the Unit 4–6 grammar and vocabulary |
| <input type="checkbox"/> Describe people             |  |

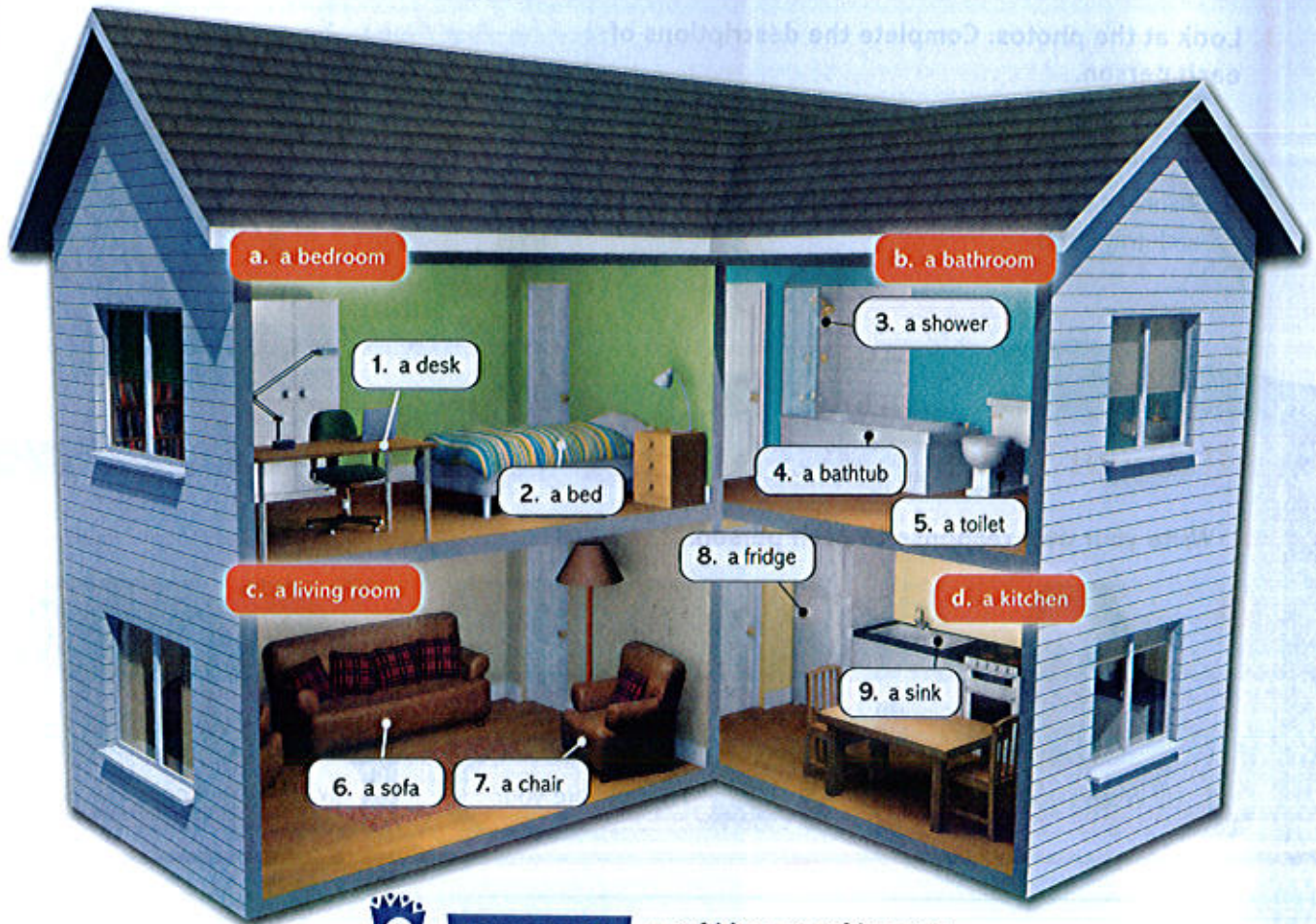


# Here. Use my phone.

**Grammar:** Prepositions and expressions of position and location • The imperative  
**Vocabulary:** Rooms and furniture at home • Personal objects  
**Social language:** Help someone find something

## Vocabulary Rooms and furniture at home

2:00)) **1. Look at the picture. Read and listen.**



**Language tip** • a fridge = a refrigerator

2:07)) **2. Pronunciation** Listen and repeat.

2:05)) **3. Listening comprehension** Listen to the conversations. Complete each statement with the correct rooms, furniture, and appliances.

- Marty's mom is in the bedroom.
- Sally's in the \_\_\_\_\_, in the \_\_\_\_\_ again!
- The notebook is in her mom and dad's \_\_\_\_\_, on her mom's \_\_\_\_\_.
- His English book is on the \_\_\_\_\_, in the \_\_\_\_\_.
- Her markers and pens are in the \_\_\_\_\_, on the \_\_\_\_\_.

## Topic Snapshot

1. Read and listen to a conversation between two classmates.



Sofia: Hey, Karen!

Karen: Hey, Sofia! What's that?



Sofia: It's my geography homework.

Karen: Geography homework? When is it due?

Sofia: It's due today! Hello!



Karen: Oh, no! You're right! Today's Tuesday!

Sofia: So, where's your homework?

Karen: It's at home in my room. On my desk!



Sofia: Well, call your mom! Here. Use my phone.

Karen: Thanks, but she's not at home. She's at work.



Language tip • *my room = my bedroom*

2. Read the statements. Circle T (true) or F (false).

- |   |  |                                 |       |
|---|--|---------------------------------|-------|
| 1. Karen and Sofia are sisters.         | T / <input checked="" type="radio"/> F | 4. Karen's homework is at home. | T / F |
| 2. The geography homework is due today. | T / F                                  | 5. It's on her bed.             | T / F |
| 3. It's Tuesday.                        | T / F                                  | 6. Karen's mom is at work.      | T / F |

3. Correct the false statements in Exercise 2.

a. 1. Karen and Sofia are classmates.

b. \_\_\_\_\_

## Grammar Prepositions and expressions of position and location

### 1. Study the grammar.

#### Other uses of *in*

Use *in* with the names of rooms and appliances.

*in* the living room, bedroom, etc.

*in* the shower, sink, fridge, bathtub, etc.

#### Other uses of *on*

Use *on* with the names of furniture.

*on* the table, chair, desk, etc.



The MP3 player is **on** the bed.



The phone is **under** the chair.



The pencil case and the homework are **in** the backpack.



Leah and James are **at** home.



Sarah and Marie are **at** school.



Mr. Gray is **at** work.



### 2. Pronunciation Listen to the grammar examples. Repeat.

### 3. Complete the conversations. Circle the correct prepositions.

1. A: Where's your homework?  
B: It's in / at home on / in my room.

2. A: My phone is in / on the kitchen.  
B: Where?  
A: It's on / in the table.

3. A: Are Betsy's parents at / in home now?  
B: No, they're in / at work.

4. A: Is his MP3 player in / at the living room?  
B: Yes, it's under / in the sofa.

5. A: Oh, no! Where's my English book?  
B: Here it is, in / on your backpack.

6. A: Is your pencil case at / in your room?  
B: No, it isn't. It's on / in the sofa.

About you!



Answer the questions with the correct prepositions or expressions of position and location.

Where are you now? I'm at school.

Where are your classmates? \_\_\_\_\_

Where is your *Teen2Teen* Student Book? \_\_\_\_\_

Where is your pencil case? \_\_\_\_\_

## Grammar The imperative

### 1. Study the grammar.

Affirmative commands	Negative commands
<b>Listen</b> to the teacher now.	<b>Don't listen</b> to your MP3 player.
<b>Write</b> with a pen.	<b>Don't write</b> with a pencil.
<b>Look</b> in the kitchen.	<b>Don't look</b> in the living room.
<b>Do</b> your homework on your desk.	<b>Don't do</b> your homework on the bed.



#### Language tip

- Use *please* with the imperative to be polite.  
*Please call your sister.*  
*Please don't use your phone in class.*



### 2. Pronunciation Listen to the grammar examples. Repeat.

### 3. Complete each statement with an affirmative command of one of the verbs.

call  
look  
read  
use

- Call your dad. He's at home now.
- Look in the kitchen. Your phone is on the kitchen table.
- Don't write with your pen. Use a marker.
- Read the sign on the board. The homework is due today.

### 4. Complete each statement with a negative command of one of the verbs.

be  
listen  
use  
write

- Don't use your phone in class. It's not polite.
- Don't listen to your MP3 player now. We're in class!
- English class is at 7:00 today. Don't be late.
- Don't write in Portuguese. Write in English.



### 5. Listening comprehension Listen to the conversations. Circle the correct commands.

- Call / Don't call
- Look / Don't look
- Read / Don't read
- Be / Don't be
- Do / Don't do
- Write / Don't write

### 6. Read the statements. Then listen again. Circle T (true) or F (false).

- They're on time. T /  F
- They're in class. T / F
- They're in math class. T / F
- Today's Friday. T / F
- They're at home. T / F
- They're at work. T / F

### 7. Correct the false statements in Exercise 6.

1. They're late.
- \_\_\_\_\_
- \_\_\_\_\_

## Reading A dos and don'ts list

1. Read the dos and don'ts list.

Welcome to English class!

Read the rules for new students.



### Dos

- ✓ Speak English in class.
- ✓ Listen to your teacher.
- ✓ Use the new vocabulary.
- ✓ Do your homework on time.
- ✓ Be polite: Say "please" and "thank you."

### Don'ts

- ✗ Don't be late.
- ✗ Don't use your phone in class.
- ✗ Don't listen to your MP3 player in class.
- ✗ Don't write on your desk.
- ✗ Don't text your friends in class.

2. Look at the pictures. Write an affirmative or a negative command for each student, applying the rules in the dos and don'ts list.

1. Do your homework on time.
2. \_\_\_\_\_
3. \_\_\_\_\_
4. \_\_\_\_\_
5. \_\_\_\_\_



2.14)) **1. Read and listen to the conversation.**

- A** Oh, no!
- B** What's wrong?
- A** Where's my phone?
- B** Maybe it's in the living room. Look there.
- A** Great idea. ... Here it is, under the sofa.
- B** Oh, that's good.



2.15)) **2. Pronunciation** Listen and repeat.

**3. Guided conversation** Create a NEW conversation.  
Use the pictures for ideas.




**A** Oh, no!

**B** What's wrong?

**A** Where's my \_\_\_\_\_ ?

**B** Maybe it's \_\_\_\_\_ . Look there.

**A** Great idea. ... Here it is, \_\_\_\_\_ the \_\_\_\_\_ .

**B** Oh, that's good.










Read your new conversation with your partner.  
Then read the conversation in your partner's book.

# 8

## It's really sunny now!


**Grammar:** Let's / Let's not  
**Vocabulary:** Good weather and bad weather • Free-time activities  
**Social language:** Talk about the weather • Suggest activities

### Topic Snapshot

(2.15) 1. Read and listen to the conversation at home.



Lisa: What's wrong, Cole?  
 Cole: I'm bored! It's rainy again today. Three days of rainy weather!



Lisa: No problem! Let's watch TV. The Peru-Canada game is on now. OK?  
 Cole: Oh, all right.



Cole: Wait a minute ... Hey, look outside! It's really sunny now!  
 Lisa: What a beautiful day! ... Let's go to the beach!  
 Cole: Awesome!

2. Choose a response for each statement.

- |  |   |
|--|---|
| 1. What's wrong?<br>a. No problem! <b>b.</b> It's rainy again!   | 3. It's really sunny!<br>a. That's great!    b. No problem. Let's watch TV! |
| 2. Hey, let's go to the beach!<br>a. Good idea!    b. I'm bored. | 4. Let's watch TV.<br>a. Good idea!    b. What a beautiful day!             |

3. Match each statement from the Topic Snapshot with or .

1. Awesome!
2. I'm bored!
3. Three days of rainy weather!
4. No problem!



موسسه زبان دهخدا  
 dekhodaedu.com



## Vocabulary Good weather and bad weather

What's the weather like?

2.17)) 1. Look at the pictures. Read and listen.



1. It's sunny.



2. It's rainy.



3. It's cloudy.



4. It's windy.



5. It's hot.



6. It's cold.

2.18)) 2. **Pronunciation** Listen and repeat.

3. Look at the pictures. Complete each conversation with the Vocabulary.



1. A: Dad, what's the weather like there?

B: Not great.  
It's rainy.



2. A: So, what's the weather like?

B: Very good!  
It's \_\_\_\_\_ today.



3. A: Is it hot and sunny?

B: No, it isn't.  
It's \_\_\_\_\_ and \_\_\_\_\_.



4. A: Is the weather nice?

B: No. It's bad. It's very, very \_\_\_\_\_.

2.19)) 4. **Listening comprehension** Listen to the weather report.

Check the weather in these cities.

	hot	cold	cloudy	rainy	sunny	windy
1. Toronto	<input type="checkbox"/>	<input checked="" type="checkbox"/>	<input type="checkbox"/>	<input type="checkbox"/>	<input checked="" type="checkbox"/>	<input type="checkbox"/>
2. Tegucigalpa	<input type="checkbox"/>	<input type="checkbox"/>	<input type="checkbox"/>	<input type="checkbox"/>	<input type="checkbox"/>	<input type="checkbox"/>
3. Tehran	<input type="checkbox"/>	<input type="checkbox"/>	<input type="checkbox"/>	<input type="checkbox"/>	<input type="checkbox"/>	<input type="checkbox"/>
4. Tokyo	<input type="checkbox"/>	<input type="checkbox"/>	<input type="checkbox"/>	<input type="checkbox"/>	<input type="checkbox"/>	<input type="checkbox"/>

5. Listen again and check your answers.

## Vocabulary Free-time activities

220)) 1. Look at the pictures. Read and listen.



1. go to the beach



2. go to the park



3. go to the mall



4. stay home



5. watch TV



6. play video games

221)) 2. Pronunciation Listen and repeat.

3. Complete the statements. Use an affirmative or negative command with go or stay.

1. It's really cold. Don't go \_\_\_\_\_ to the park. Stay \_\_\_\_\_ home and watch TV.
2. It's hot today. \_\_\_\_\_ home and play video games.  
\_\_\_\_\_ to the beach!
3. It's cold and windy today. \_\_\_\_\_ to the beach!
4. It's very sunny today. \_\_\_\_\_ home and watch TV. \_\_\_\_\_ to the park!
5. It's cloudy and rainy today. \_\_\_\_\_ home and play video games.  
\_\_\_\_\_ to the park.

## Grammar Let's / Let's not

1. Study the grammar.

Suggest activities for you and a friend with **Let's** and a verb.



Make negative suggestions with **Let's not** and a verb.



Reject a suggestion with **Let's not**. Don't use a verb.



2. **Listening comprehension** Listen to the people describe the weather. Check the appropriate suggestion.

- |   |  |
|---|--|
| 1. <input type="checkbox"/> Let's stay home and watch TV.             | 3. <input type="checkbox"/> Let's go to the park.                  |
| <input checked="" type="checkbox"/> Let's not stay home and watch TV. | <input type="checkbox"/> Let's not go to the park.                 |
| 2. <input type="checkbox"/> Let's go to the beach.                    | 4. <input type="checkbox"/> Let's stay home and play video games.  |
| <input type="checkbox"/> Let's not go to the beach.                   | <input type="checkbox"/> Let's not stay home and play video games. |

3. **Pronunciation** Listen to the suggestions in Exercise 2. Repeat.

4. Look at the pictures. Complete the conversations with *Let's* or *Let's not* and an activity.



1. A: What a beautiful day!

Let's not play video games.

B: Let's go to the beach.

2. A: It's really windy and cold today.

B: \_\_\_\_\_



3. A: It's very cloudy today.

B: \_\_\_\_\_

4. A: It's very hot outside today.

B: \_\_\_\_\_

About you!



Write about the weather today. Then use *Let's* or *Let's not* to suggest an activity for you and a friend.

Today's weather

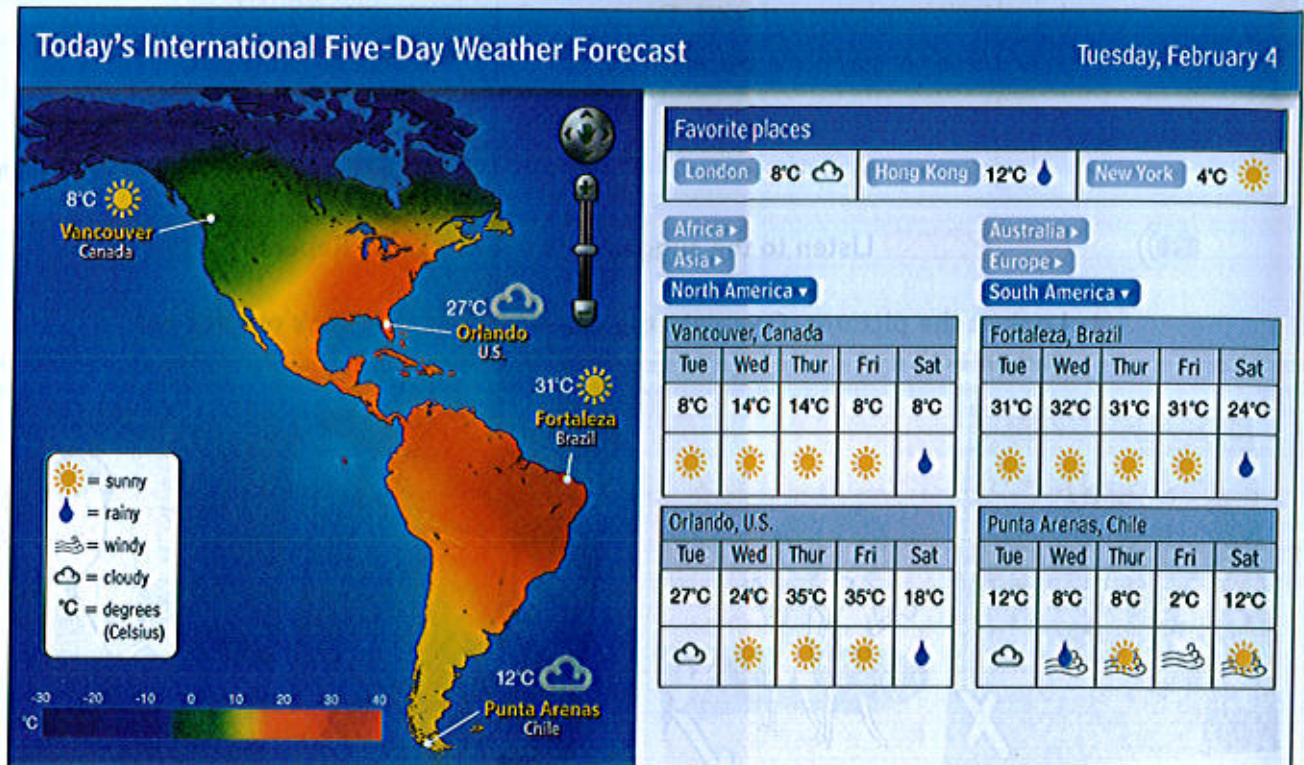
Your suggestion

\_\_\_\_\_

\_\_\_\_\_

## Reading Weather forecasts

### 1. Read the weather forecasts. What days of the week are the forecasts for?



### 2. Correct each false statement.

- It's cold and windy in New York today. No. It's cold and sunny.
- It's rainy and cold in Vancouver today. \_\_\_\_\_
- It's sunny and hot in Orlando today. \_\_\_\_\_
- It's sunny and cold in London today. \_\_\_\_\_
- It's rainy in Punta Arenas today. \_\_\_\_\_

### 3. Suggest an activity for you and a friend. Use the pictures.

- (Fortaleza on Wednesday) It's really hot and sunny today!  
Let's not stay home / watch TV.
- (Hong Kong today) It's \_\_\_\_\_ today.  
Let's \_\_\_\_\_.
- (Punta Arenas on Friday) It's \_\_\_\_\_ and \_\_\_\_\_ today.  
Let's not \_\_\_\_\_.
- (Orlando on Thursday) It's a beautiful \_\_\_\_\_ day!  
Let's \_\_\_\_\_.
- (Fortaleza on Saturday) What a \_\_\_\_\_ day!  
Let's not \_\_\_\_\_.
- (Vancouver on Friday) It's sunny today, but it's \_\_\_\_\_.  
Let's \_\_\_\_\_.



Talk about the weather; Suggest activities

224) 1. Read and listen to the conversation.

- A What's wrong?
- B I'm bored.
- A Me too. Hey, let's go to the park. OK?
- B Let's not. It's rainy and windy outside!
- A Well, then, let's go to the mall.
- B That's a good idea!



225) 2. Pronunciation Listen and repeat.

3. Guided conversation Create a NEW conversation. Talk about the weather and suggest activities. Use the activities in the pictures.

A What's wrong?

B I'm bored.

A Me too. Hey, \_\_\_\_\_ . OK?

B Let's not. It's \_\_\_\_\_ and \_\_\_\_\_ outside!

A Well, then, \_\_\_\_\_ .

B That's a good idea!

Free-time activities



Read your new conversation with your partner. Then read the conversation in your partner's book.

# There's a school next door.

**Grammar:** *there is / there are* • Questions with *How many*  
**Vocabulary:** Expressions of location in the neighborhood • Places in the neighborhood  
**Social language:** Ask about a neighborhood

## Topic Snapshot

2.26

### 1. Read and listen to the posts.

# Teen 2 Teen Friends



Hana Lee



My friends:



Adam Lucas Sandra Pacheco

### My city, Seoul

- |  |  |       |
|--|--|-------|
|  | Adam: Wow, Hana! What great photos! What's Seoul like?   | 15:00 |
|  | Hana: Well, it's a big city. There are lots of people and tall buildings. And there are theaters, hotels, malls ...                                  | 15:30 |
|  | Sandra: Awesome, Hana. Seoul looks beautiful!  | 15:33 |
|  | Adam: Sounds like my city, Los Angeles. And what's your neighborhood like, Hana? Is your house in the photo?   | 15:35 |
|  | Hana: No, but it IS my street. The neighborhood's not big. It's small, but it's really nice.   | 15:40 |
|  | Adam: Are there good restaurants in your neighborhood?   | 15:41 |
|  | Hana: There are! There's Mr. Pizza, and a new restaurant, Latin America. There are only ten tables there, but it's so popular and it's on my street. | 15:42 |
|  | Sandra: Latin America? In Seoul? Well, guess what, Hana! There's a new Korean restaurant here in Cali – The Korea House. It's totally cool!          | 15:44 |

### 2. Match the two parts of each statement, according to the Topic Snapshot.

- |                                    |                      |
|------------------------------------|----------------------|
| 1. Hana's favorite restaurant is   | a. big.              |
| 2. Mr. Pizza is                    | b. small.            |
| 3. Hana's neighborhood isn't       | c. Mr. Pizza.        |
| 4. The restaurant Latin America is | d. in Cali.          |
| 5. The Korea House is              | e. in Insa-dong.     |
| 6. Seoul isn't                     | f. on Hana's street. |

## Vocabulary Expressions of location in the neighborhood

2.27)) **1. Look at the pictures. Read and listen.**



1. The school is on Market Street.



2. Lucy is in front of the school.



3. Mike is across the street. He's across the street from the school.



4. Joe is down the street. He's down the street from the school.



5. Ann is around the corner. She's around the corner from the school.



6. The restaurant is next door. It's next to the school.



7. The school is between the restaurant and the tall building.

2.28)) **2. Pronunciation Listen and repeat.**

**3. Read the statements. Circle T (true) or F (false), according to the pictures.**

- |  |  |
|--|--|
| 1. The restaurant is on Market Street. <input checked="" type="radio"/> T / <input type="radio"/> F              | 4. Lucy is across the street from the school. <input type="radio"/> T / <input type="radio"/> F              |
| 2. Ann is on Market Street. <input type="radio"/> T / <input type="radio"/> F                                    | 5. The tall building is around the corner from the school. <input type="radio"/> T / <input type="radio"/> F |
| 3. The school is between the restaurant and the tall building. <input type="radio"/> T / <input type="radio"/> F | 6. The restaurant is in front of the school. <input type="radio"/> T / <input type="radio"/> F               |

2.29)) **4. Listening comprehension Listen to the phone calls. Circle the correct words.**

1. The Metro Theater is across the street / around the corner from the park.  
 Call 1
2. The language school is across the street / around the corner from the theater.  
 Call 2
3. The Chinese restaurant is down the street from the theater / language school.  
 Call 2
4. Mario's Pizza is next to the Hong Kong Café / Sylvia's Chinese Kitchen.  
 Call 3
5. Sylvia's Chinese Kitchen is down the street / across the street from the Hong Kong Café.

**5. Listen again to each phone call. Complete the answers.**

- Call 1. Is Vicky at the language school? No, she's in front of the Metro Theater.
- Call 2. Is Janey at a restaurant? No, she's at the \_\_\_\_\_.
- Call 3. Is Janey at the Hong Kong Café? No, she's at \_\_\_\_\_.

## Vocabulary Places in the neighborhood

2.30)) **1. Look at the photos. Read and listen.**



1. a store



2. a movie theater



3. a hotel



4. a bus stop



5. a house



6. an apartment building



7. a restaurant

2.31)) **2. Pronunciation Listen and repeat.**

2.32)) **3. Listening comprehension Listen to the conversations.**

Check the correct picture to complete the statements.

1. She's at the ...



2. The ... is around the corner.



3. The big building is a ...



4. The ... is great.



5. Charlie's ... is on Main Street.



**4. Complete the statements with the name of each place in Exercise 3.**

1. She's at the mall.

4. The \_\_\_\_\_ is great.

2. The \_\_\_\_\_ is around the corner.

5. Charlie's \_\_\_\_\_ is on

3. The big building is a \_\_\_\_\_.

Main Street.



## Grammar *there is / there are*; Questions with *How many*

### 1. Study the grammar.

- Use *there is* with singular nouns. Use *there are* with plural nouns.

Statements	Questions	Answers
There is a park in Hana's neighborhood.	Is there a Korean restaurant across the street?	Yes, there is. / No, there isn't.
There are two movie theaters in the mall.	Are there apartment buildings around the corner?	Yes, there are. / No, there aren't.
	How many houses are there on Atlantic Street?	There are two.



#### Language tip

- *there's* = *there is*
- Yes, *there is*. **NOT** *Yes, there's.*
- *there are* **NOT** *there're*



### 2. Pronunciation Listen to the grammar examples. Repeat.

### 3. Choose the correct form of *there is / there are*.

1. There is / There are two stores in the neighborhood.
2. Is there / Are there an apartment building across the street?
3. Is there / Are there good hotels in the neighborhood?
4. How many movie theaters is there / are there in the mall?
5. Is there / Are there a house next to the restaurant?
6. There is / There are two small Mexican restaurants on Lane Street.



موسسه زبان دهخدا  
dekhodaedu.com

### 4. Complete each statement or question with a form of *there is / there are*.

1. There is a bus stop in front of the restaurant.
2. How many stores \_\_\_\_\_ on your street?
3. \_\_\_\_\_ a really nice park in my city.
4. How many parks \_\_\_\_\_ in your hometown?
5. \_\_\_\_\_ a language school in your neighborhood?
6. How many old neighborhoods \_\_\_\_\_ in the city?

### 5. Write a question for your partner with *How many*. Answer the question in your partner's book.

How many bus stops are there in your neighborhood?      There are two.



About you!

#### Complete the statement about your neighborhood.


In my neighborhood, there \_\_\_\_\_


## Reading A blog


- 2.34)) 1. Read the Teen2Teen Friends blog posts.  
Are there beautiful buildings in the two cities?


# Teen2Teen Friends

**My blog** Tell the kids on Teen2Teen Friends about your neighborhood

 Julie Duclos  
I'm from Montreal. My favorite neighborhood is Old Montreal. Old Montreal is famous for its beautiful old buildings. There aren't lots of cars or buses in the neighborhood because the streets are so small. But there are lots of popular restaurants. They're great! There are also three history museums in the neighborhood. Here's a photo of a neighborhood street. Beautiful, right?



 Ana Costa  
My hometown is Brasilia. And my neighborhood is very cool. There are lots of really nice apartment buildings in my neighborhood. My family's apartment is in an awesome building. Our bus stop is in front of the building, so it's very convenient. And lucky me! There are two classmates from my school in my building. There's a special street in my neighborhood with lots of Brazilian and international restaurants. My favorite restaurant is Chinese. Brasilia is great. There are famous beautiful buildings in Brasilia. Here's a photo of our National Congress Building. Beautiful, right?



### 2. Read the statements. Circle T (true) or F (false).

- |   |  |
|---|--|
| 1. Old Montreal is the name of a city. T / <b>F</b>                   | 5. Ana's neighborhood is in Brasilia. T / F                                |
| 2. There are good restaurants in Julie's favorite neighborhood. T / F | 6. Ana's bus stop is down the street from her apartment building. T / F    |
| 3. The old buildings of Old Montreal are beautiful. T / F             | 7. Ana is lucky because there are friends in her apartment building. T / F |
| 4. The streets in Old Montreal are big. T / F                         | 8. There's a Chinese restaurant in Ana's neighborhood. T / F               |

### 3. Correct the false statements in Exercise 2.

- a. 1. Old Montreal is the name of a neighborhood.
- b. \_\_\_\_\_
- c. \_\_\_\_\_


### 4. Complete the statements, according to the blog posts.

- Julie's favorite neighborhood is Old Montreal.
- There are beautiful old \_\_\_\_\_ in Old Montreal.
- There are three history \_\_\_\_\_ in Old Montreal.
- There are lots of popular \_\_\_\_\_ in Old Montreal.
- Ana is \_\_\_\_\_ Brasilia.
- Her \_\_\_\_\_ is in a great neighborhood.
- The \_\_\_\_\_ in front of her building is very convenient.
- There's a special \_\_\_\_\_ in her neighborhood with lots of restaurants.

2.35)) **1. Read and listen to the conversation.**



- A** Where are you?
- B** Guess!
- A** OK. Is there a hotel next door?
- B** Yes, there is.
- A** Is there a school down the street?
- B** Yes, there is.
- A** I know! You're at Mamma Mia's Pizzeria!
- B** You're right!



2.36)) **2. Pronunciation** Listen and repeat.

**3. Guided conversation** Choose a place on the map. Create a NEW conversation. Use a place and an expression of location.

**Reminder**

- ✓ You're right!
- ✗ You're wrong!

**A** Where are you?

**B** Guess!

**A** OK. Is there a \_\_\_\_\_ ?

**B** \_\_\_\_\_, there \_\_\_\_\_.

**A** Is there a \_\_\_\_\_ ?

**B** \_\_\_\_\_, there \_\_\_\_\_.

**A** I know! You're at \_\_\_\_\_ !

**B** You're \_\_\_\_\_ !

**Expressions of location**

- across the street
- around the corner
- in front of
- next door
- down the street



Read your new conversation with your partner. Then read the conversation in your partner's book.

# Review: Units 7–9

1. Read each conversation. Then complete the chart.

1. Ron: Hello, Mandy?  
Mandy: Ron! Where are you?  
Ron: I'm in Rio. And my hotel is across the street from the beach!  
Mandy: Awesome! What's the weather like?  
Ron: Well, it's not great. It's rainy and windy today.  
Mandy: No way! In Rio?

2. Liza: Hello, Mom?  
Mom: Liza, hello!  
Liza: Guess what! I'm in London today!  
Mom: Great! So what's London like?  
Liza: It's really big. And the weather is great!  
Mom: In London?  
Liza: Yeah, it's sunny and hot!  
Mom: What about your hotel? Is it nice?  
Liza: Yes. And there's a French restaurant next door.

3. Brad: Hello! It's me!  
Marty: Brad? Hi! Where are you?  
Brad: We're in Chicago now!  
Marty: Chicago? Wow! How's the weather?  
Brad: It's really cold and windy!  
Marty: Well, Chicago is famous for windy weather!  
Brad: It's true. But it's OK. Our hotel is down the street from a great mall.

	1.	2.	3.
a. The weather is good.			
b. There's a beach in front of the hotel.	✓		
c. There's a restaurant next to the hotel.			
d. It's a windy city.			
e. There's a mall.			
f. It's a nice hotel.			
g. It's rainy.			
h. It isn't cold.			

2. Look at the picture. Complete the statements with *in*, *on*, *under*, *in front of*, or *between*.



- His phone is on the fridge.
- His notebook is \_\_\_\_\_ the fridge.
- The fridge is \_\_\_\_\_ the kitchen.
- His MP3 player is \_\_\_\_\_ the sofa.
- His pencil case is \_\_\_\_\_ the bedroom. It's \_\_\_\_\_ his bed.
- His book is \_\_\_\_\_ the bathroom. It's \_\_\_\_\_ the toilet and the sink.

3. Change each command to a suggestion with *Let's* or *Let's not*.

- Listen to this song.  
Let's listen to this song.
- Write statements in English.  
\_\_\_\_\_
- Look in the fridge.  
\_\_\_\_\_
- Call Manny now.  
\_\_\_\_\_
- Don't go to the mall today.  
\_\_\_\_\_

4. Look at the picture. Complete the statements.

- The house is next to \_\_\_\_\_ the hotel.
- The \_\_\_\_\_ is around the corner from the hotel.
- The movie theater is across the street from the \_\_\_\_\_.
- The \_\_\_\_\_ is between the house and the apartment building.
- The apartment building is \_\_\_\_\_ the store.
- The hotel is \_\_\_\_\_ the movie theater.
- The \_\_\_\_\_ is between the store and the hotel.
- The restaurant is \_\_\_\_\_ the movie theater.
- The apartment building is across the street from the \_\_\_\_\_.



All About You

1. Write your own response to each person.



You \_\_\_\_\_



You \_\_\_\_\_



You \_\_\_\_\_

2. Complete the personal statements about your house or apartment, and your neighborhood.

My house or apartment

In my bedroom, there's \_\_\_\_\_.

In my living room, there's \_\_\_\_\_.

In my kitchen, there's \_\_\_\_\_.

My neighborhood

Next door, there's \_\_\_\_\_.

Down the street, there's \_\_\_\_\_.

Across the street, there's \_\_\_\_\_.

Around the corner, there's \_\_\_\_\_.

Progress Check

✓ Check what you can do.

Discuss the location of objects

Describe my neighborhood

Talk about the weather

Use the Unit 7-9 grammar and vocabulary

Suggest activities



# Look at those black jeans!

Grammar: Questions with *Which* • Answers with *one / ones* • *this / that / these / those* • Intensifier *too*  
 Vocabulary: Clothes • Colors  
 Social language: Give and accept compliments

## Vocabulary Clothes

2.37)) **1. Look at the pictures. Read and listen.**



1. a shirt



2. a T-shirt



3. a jacket



4. a skirt



5. a sweater



6. a blouse



7. a dress



8. a shoe



9. shoes



10. pants



11. shorts



12. jeans

2.38)) **2. Pronunciation** Listen and repeat.

2.39)) **3. Pronunciation** Listen and repeat each group of words.

/s/	/z/	/ɪz/
a shirt / shirts	a shoe / shoes	a dress / dresses
a skirt / skirts	a sweater / sweaters	a blouse / blouses
pants	jeans	

2.40)) **4. Listening comprehension** Listen and circle the clothing in each statement.



## Topic Snapshot

2.41)) 1. Read and listen to the conversation in a clothes store.



2. Complete each statement, according to the Topic Snapshot. Circle the letter.

- |   |                        |                     |                      |                     |
|---|------------------------|---------------------|----------------------|---------------------|
| 1. The jeans are ...                      | 2. They're ...         | 3. The skirt is ... | 4. It's not very ... | 5. It's ...         |
| a. not expensive.                         | a. expensive.          | a. very expensive.  | a. cool.             | a. good for school. |
| <input checked="" type="radio"/> b. nice. | b. perfect for school. | b. cool.            | b. expensive.        | b. not very pretty. |

## Grammar Questions with *Which*; Answers with *one / ones*

### 1. Study the grammar.

#### Colors

2.42 Listen and repeat.



#### Singular

A: **Which shirt is** your favorite?

B: The blue **one**.

#### Plural

A: **Which shoes are** expensive?

B: The black **ones**.

2.43 **2. Pronunciation** Listen to the grammar examples. Repeat.

**3. Complete the questions with the correct word. Complete the answers with *one* or *ones*.**

1. A: Which sweater / sweaters is good for cold weather?

B: The red one.

2. A: Which skirt / skirts is right for a birthday party?

B: The \_\_\_\_\_.

3. A: Which jacket / jackets are not expensive?

B: The \_\_\_\_\_, next to the sweaters.

4. A: Which shirt / shirts is cool?

B: The \_\_\_\_\_ and \_\_\_\_\_, of course!

2.44 **4. Listening comprehension** Listen to the conversations. Then listen again and complete each statement, according to the conversations.

1. The green pants are / aren't great. The brown ones are / aren't so nice.

2. The gray sweater is / isn't cool, but it is / isn't very expensive.

3. The jacket is new / old. It's nice / not nice.

4. His favorite color is / isn't orange. Her favorite color is / isn't orange.

5. The shoes are / aren't good-looking. They're black / blue.

**5. Listen again and check your answers.**

About you!



Look at the pictures of the clothes in the Vocabulary and Topic Snapshot on page 71. Complete the statement.

My two favorite things are the \_\_\_\_\_ and the \_\_\_\_\_.



**Grammar** *this / that / these / those*; Intensifier *too*

**1. Study the grammar.**

			
<b>this</b> jacket	<b>that</b> jacket	<b>these</b> shoes	<b>those</b> shoes

That skirt is **too** short.

The adverb **too** intensifies an adjective and gives it a negative meaning.

This dress is **too** big.

These shoes are **too** small.

Those sweaters are **too** expensive.

**2. Pronunciation** Listen to the grammar examples. Repeat.

**3. Look at the pictures. Complete the statements. Circle the correct words.**



1. This / These shoes are great.



2. Are these / those red shoes new?



3. Is that / this jacket your dad's jacket?



4. This / These blouse isn't good for school.

**4. Look at the pictures. Complete the conversations with *this, that, these, or those* and an adjective with *too*.**

big expensive short small



1. A: What's wrong with this blouse?  
B: Are you serious? It's too expensive!



2. A: \_\_\_\_\_ shoes are awesome!  
B: Maybe. But they're \_\_\_\_\_.



3. A: \_\_\_\_\_ gray pants are great.  
B: No way! They're \_\_\_\_\_.



4. A: Hey! \_\_\_\_\_ orange dress is so nice!  
B: That's true. But it's \_\_\_\_\_.

## Reading An online clothes store

1. Look at the online clothes store. Which clothes are for rainy weather?

Perfect for You

[Home](#) | [Catalog](#) | [Shopping cart](#) | [Contact us](#)

**Great prices!**  
**This week only**

Skirts and dresses



Perfect for a party or school

Pants and jeans



Styles for boys and styles for girls

Shirts and blouses



For every occasion

Boys' and girls' jackets and sweaters



For cold weather and every day

Rain jackets and boots



For all kinds of really bad weather!

Shoes



For school!

For parties!

For sports and games!

2. Read the statements. Circle T (true) or F (false).

- |   |   |
|---|---|
| 1. The name of this store is Great Prices! T / <input checked="" type="radio"/> F | 4. There are party shoes and school shoes. T / F          |
| 2. There are good prices this week. T / F   | 5. The rain jackets and boots are for good weather. T / F |
| 3. There are pants for boys but not for girls. T / F                              |   |

3. Answer the questions about the pictures of the clothes. Use one and ones.

1. Which shoes are for girls? The blue ones.
2. Which shoes are for boys or girls? \_\_\_\_\_
3. Which shoes are for boys? \_\_\_\_\_
4. Which sweater is for very cold weather? \_\_\_\_\_
5. Which shirt is for boys or girls? \_\_\_\_\_
6. Which boys' shoes are perfect for parties? \_\_\_\_\_

2.46)) **1. Read and listen to the conversation.**



- A** That sweater is so cool!
- B** This sweater?
- A** Yeah. It's great. And those red shoes are awesome!
- B** Thanks!
- A** You're welcome.

2.47))  
**Positive adjectives**  
 awesome!  
 cool  
 great!  
 nice!

2.48)) **2. Pronunciation** Listen and repeat.

**3. Guided conversation** Create a NEW conversation.  
 Change the clothes, the colors, and the positive adjectives.

**A** That \_\_\_\_\_ is so cool!

**B** This \_\_\_\_\_?

**A** Yeah. It's \_\_\_\_\_. And those \_\_\_\_\_ are \_\_\_\_\_!

**B** Thanks!

**A** You're welcome.



Read your new conversation with your partner.  
 Then read the conversation in your partner's book.

# I can do that!

**Grammar:** can / can't for ability • Degrees of ability  
**Vocabulary:** Abilities  
**Social language:** Discuss your abilities

## Topic Snapshot

2.49)) **1. Read and listen to the conversation.**



**2. Read the statements. Circle T (true) or F (false).**

- |   |   |
|---|---|
| 1. Frank can play the drums well.    T / <input checked="" type="radio"/> F | 4. Frank can teach Teresa.    T / F     |
| 2. Teresa can play the drums well.    T / F                                 | 5. Teresa says, "This is fun!"    T / F |
| 3. Teresa can teach Frank.    T / F   | 6. Frank says, "Be careful!"    T / F   |

**3. Which words and phrases are positive 😊? Which ones are negative ☹️?**

Be careful! Cool! Of course! Oops! This is fun! ~~That's easy!~~ You're pretty good!

😊	☹️
That's easy!	

### Vocabulary Abilities

2.50)) **1. Look at the pictures. Read and listen.**



1. sing



3. draw



5. swim



6. cook



2. play the guitar / the piano / the drums



4. play soccer / volleyball / basketball



7. ride a bike / a horse

2.51)) **2. Pronunciation Listen and repeat.**

**3. Look at the pictures. Complete each statement with the Vocabulary.**

1. Hey, Mom! Don't cook. Let's go to a restaurant. OK?

2. Let's not play volleyball today. It's rainy and windy.

3. Be careful! Don't swim here.

4. It's Toby's birthday today! Let's sing!

5. Please draw a picture of my mother. OK?

6. Please don't play the drums now!

## Grammar *can* and *can't* for ability; Degrees of ability

### 1. Study the grammar.

#### Degrees of ability

- ☺☺ I can speak English **very well / really well**.
- ☺ I can speak English **well**.
- ☹ I can't speak English **well / very well**.
- ☹☹ I can't speak English **at all**.

#### Affirmative statements

I / You / We	<b>can</b>	<b>speak</b> English.
He / She / They		

#### Negative statements

I / You / We	<b>can't</b>	<b>speak</b> Chinese.
He / She / They		

yes / no questions				Short answers	
<b>Can</b>	I	<b>ride</b>	a horse?	Yes, I can. / No, I can't.	
	you			Yes, you can. / No, you can't.	
	she			Yes, she can. / No, she can't.	
	he			Yes, he can. / No, he can't.	
	we			Yes, we can. / No, we can't.	
	they			Yes, they can. / No, they can't.	



**Language tip** • *can't* = *can not*

你好

I'm sorry. I **can't** speak Chinese.  
Can you **speak** English?



Yes, I **can**!

### 2. Look at the pictures. Complete each statement. Circle *can* or *can't*.



1. We can / can't speak German!



2. He can / can't sing really well.



3. They can / can't play basketball very well.



4. She can / can't play the piano well.

3. Look at the pictures. Write questions with *can* and short answers.



1. she / ride a horse (Yes)  
 Can she ride a horse?  
 Yes, she can.



2. he / swim well (Yes)



3. they / speak Turkish (No)



4. he / play the guitar (No)



5. they / play basketball well (Yes)



6. he / sing well (No)

4. **Listening comprehension** Listen to the conversations. Then listen again and check the correct statements.

- |                          |                          |                         |                                     |
|--------------------------|--------------------------|-------------------------|-------------------------------------|
| 1. She can ride a horse. | <input type="checkbox"/> | She can't ride a horse. | <input checked="" type="checkbox"/> |
| 2. He can swim.          | <input type="checkbox"/> | He can't swim.          | <input type="checkbox"/>            |
| 3. She can dance well.   | <input type="checkbox"/> | She can't dance well.   | <input type="checkbox"/>            |
| 4. Yaya can sing well.   | <input type="checkbox"/> | Yaya can't sing well.   | <input type="checkbox"/>            |

5. **Pronunciation** Listen to the statements from Exercise 4. Repeat.

About you!



Answer the personal questions. Write short answers.

- Can you ride a horse? \_\_\_\_\_
- Can your mom speak German? \_\_\_\_\_
- Can you swim? \_\_\_\_\_
- Can your dad play the guitar? \_\_\_\_\_
- Can you draw well? \_\_\_\_\_
- Can you sing well? \_\_\_\_\_

## Reading Profiles of international athletes

1. Read the profiles. Which athlete is from the U.K.?

### Yes, they can! Meet four awesome athletes



Meet Chinese weightlifter **Cao Lei**. She is from Hebei Province in China. Ms. Cao is very strong. She can lift 158 kilograms! Wow!



This is British jumper **J.J. Jegede**. Mr. Jegede is from East London. He is a very strong jumper. Look at the photo! He can jump over three cars! His friends say, "J.J., you're lots of fun. But please be careful!"

**Veronica Campbell-Brown** is from Clarks Town, Jamaica. Her family is very big (nine brothers and sisters)! She can run very fast. She can run 200 meters in 22.22 seconds! That's very fast! Her husband can also run fast. He's an athlete, too.



Australian swimmer **James Magnussen** can swim very fast – 50 meters in 22 seconds! He is from Port Macquarie, Australia. People say he is very handsome.



2. Match the people and the descriptions. Write the numbers.

- |                                |                               |                                 |
|--------------------------------|-------------------------------|---------------------------------|
| 1. Cao Lei ...                 | a. can run fast. ____         | f. is very strong. <u>1</u>     |
| 2. J.J. Jegede ...             | b. can swim fast. ____        | g. is from Clarks Town. ____    |
| 3. Veronica Campbell-Brown ... | c. can jump really well. ____ | h. is from Hebei Province. ____ |
| 4. James Magnussen ...         | d. is lots of fun. ____       | i. is from Australia. ____      |
|                                | e. is from East London. ____  | j. is from a big family. ____   |

3. Correct each false statement.

- Cao Lei is a swimmer. Cao Lei is a weightlifter.
- People say, "James Magnussen is very tall." \_\_\_\_\_
- J.J. Jegede's friends say, "J.J., you're strong!" \_\_\_\_\_
- Cao Lei's husband is an athlete. \_\_\_\_\_
- Veronica Campbell-Brown can lift 158 kilograms. \_\_\_\_\_



2.55)) **1. Read and listen to the conversation.**

2.56))  
**Positive responses**  
 Oh, that's cool! .....  
 Oh, that's awesome!  
 Oh, that's great!

- A Hey, Sylvia. Can you swim?
- B Yes, I can. I can swim very well.
- A Oh, that's cool!
- B What about you? Can you swim?
- A Me? I can't swim at all.
- B No problem. I can teach you!
- A Really? Thanks so much!



2.57)) **2. Pronunciation Listen and repeat.**

**3. Guided conversation Create a NEW conversation with new abilities and responses. Use the pictures.**



A Hey, \_\_\_\_\_. Can you \_\_\_\_\_?

B Yes, I can. I can \_\_\_\_\_ very well.

A Oh, that's \_\_\_\_\_!

B What about you? Can you \_\_\_\_\_?

A Me? I can't \_\_\_\_\_ at all.

B No problem. I can teach you!

A Really? Thanks so much!



Read your new conversation with your partner.  
 Then read the conversation in your partner's book.


# You should visit Brazil!

Grammar: *should* for advice: statements and *yes / no* questions • *should*: information questions  
 Vocabulary: Reasons to visit a place  
 Social language: Describe your country

## Teen2Teen Friends

### Topic Snapshot

2.58 **1. Read and listen to the video webchat.**



- Ana: Hello, Daniel?  
Are you there?
- Daniel: I'm here, Ana. How are you?
- Ana: Actually, I'm great! Daniel, guess what!
- Daniel: What?
- Ana: Julie Duclos is here with her family. From Canada! She's here in my apartment now.
- Julie: Hi, Daniel! It's true. We're here in Brazil for a week.
- Daniel: Hi, Julie! Lucky you!
- Julie: Yeah, Brazil is fantastic!
- Ana: Daniel, you should visit Brazil, too!
- Daniel: I should! That's an awesome idea. But what's Brazil like?
- Ana: Well, it's a really big country. The people are very nice. The weather is great. The restaurants are fantastic. And the beaches are awesome!
- Daniel: Hey, Julie! You should upload some photos of Brazil to Teen2Teen Friends, OK?
- Julie: Great idea!
- Ana: See you later, Daniel!
- Daniel: Bye, guys!

**2. Circle the correct name or names.**

1. Who is in Brazil? Ana Daniel Julie      4. Who is from Brazil?      Ana Daniel Julie  
 2. Who isn't in Brazil?      Ana Daniel Julie      5. Who should come to Brazil? Ana Daniel Julie  
 3. Who is from Canada? Ana Daniel Julie      6. Who should upload photos? Ana Daniel Julie

**3. According to Ana's description, what's Brazil like? Write a check mark.**

- |   |   |
|---|---|
| 1. There are nice people. <input checked="" type="checkbox"/> | 4. There are good restaurants. <input type="checkbox"/> |
| 2. There are fantastic malls. <input type="checkbox"/>        | 5. There is great weather. <input type="checkbox"/>     |
| 3. There are awesome buildings. <input type="checkbox"/>      | 6. There are nice beaches. <input type="checkbox"/>     |

## Grammar *should* for advice

### 1. Study the grammar.

- Give a person advice with *should* + a verb.

You **should** visit Rio.  
The beaches are awesome!

Affirmative statements			Negative statements		
I / You / We	<b>should</b>	<b>visit</b> Brazil.	I / You / We	<b>shouldn't</b>	<b>stay</b> home.
He / She / They			He / She / They		

yes / no questions		Short answers	
<b>Should</b>	I	<b>stay</b> home?	Yes, I should. / No, I shouldn't.
	you		Yes, you should. / No, you shouldn't.
	she		Yes, she should. / No, she shouldn't.
	he		Yes, he should. / No, he shouldn't.
	we		Yes, we should. / No, we shouldn't.
	they		Yes, they should. / No, they shouldn't.



### 2. Complete each conversation. Circle the appropriate short answers.

- A: Should I go to China?  
 B: Yes, you should. / No, you shouldn't.  
 It's fantastic.
- A: Should my dad call your dad in Italy?  
 B: Yes, he should. / No, he shouldn't.  
 It's 3:00 in the morning in Italy now!
- A: Should my friends go to a Korean restaurant?  
 B: Yes, they should. / No, they shouldn't.  
 Korean restaurants are cool.
- A: Should we buy these T-shirts?  
 B: Yes, we should. / No, we shouldn't.  
 They're too expensive.

### 3. Complete the statements of advice with *should* or *shouldn't* and the verb.

- You should go (go) to Canada in October. It's so pretty then!
- Your little brother \_\_\_\_\_ (play) video games now. It's 8:45, and his class is at 9:00!
- We \_\_\_\_\_ (listen) to this Beyoncé song. It's really good!
- Your grandparents \_\_\_\_\_ (swim) at that beach. It isn't very nice.
- You \_\_\_\_\_ (go) to a restaurant in Mexico City. The restaurants are awesome.

### 4. **Listening comprehension** Listen to the conversations. Then listen again and complete each statement with *should* or *shouldn't* and the verbs *go* or *call*.

- He should go to the beach.
- They \_\_\_\_\_ their parents now.
- They \_\_\_\_\_ to the mall.
- She \_\_\_\_\_ to Japan in January.
- He \_\_\_\_\_ to Shanghai in August.
- She \_\_\_\_\_ again at three o'clock.

### 5. **Pronunciation** Listen to the statements from Exercise 4. Repeat.

## Vocabulary Reasons to visit a place

2.61)) **1. Look at the pictures. Read and listen.**



1. The food is great!



2. The music is fantastic!



3. The tourist attractions are cool!



4. The mountains are beautiful!



5. The souvenirs are really nice!



**Language tip**

- Use *is*, not *are*, with food and music.  
The food *is* great. **NOT** The food *are* great.

2.62)) **2. Pronunciation Listen and repeat.**

**3. Look at the photos. Complete the conversations with reasons for visiting each country.**



Su, what's Turkey like?



Turkey is fantastic. The (1) food is really great! And the (2) \_\_\_\_\_ are awesome!



Bruno, what's Germany like?



Germany is really great. The (3) \_\_\_\_\_ in Bavaria are beautiful. And the (4) \_\_\_\_\_ in Berlin is really cool!



Gan, what's China like?



China is beautiful. The (5) \_\_\_\_\_ are fantastic, and you can buy great (6) \_\_\_\_\_.

About you!



Complete the statements with your country and a reason to visit.

You should visit \_\_\_\_\_. The \_\_\_\_\_!

## Grammar *should*: information questions

### 1. Study the grammar.

What <b>should I do</b> in Rio?	You should go to the beach.
Where <b>should he go</b> in Italy?	He should go to Rome and Venice.
When <b>should they visit</b> China?	They should visit in September.
Who <b>should Kaye call</b> in Miami?	She should call my friend Vicky.
Why <b>should we go</b> to Paris?	Because Paris is so beautiful!



What should I do in New York?

You should visit the museums. They're great!

### 2. Pronunciation Listen to the grammar examples. Repeat.

### 3. Complete the conversations with information questions with *should*.



1. A: (What / I / do)  
What should I do in Istanbul?  
 B: You should go take a boat tour.



2. A: (Where / my brother / go)  
 \_\_\_\_\_ in Germany?  
 B: He should visit the Bavarian Alps.



3. A: (When / Donna / come)  
 \_\_\_\_\_ to Japan?  
 B: She should come in October. The weather is fantastic then.



4. A: (Where / we / meet)  
 \_\_\_\_\_ in Salvador?  
 B: Let's meet at the market next to Pelourinho. OK?



5. A: (Who / my parents / call)  
 \_\_\_\_\_ in Lisbon?  
 B: They should call my parents. They're lots of fun!



6. A: (Why / I / visit)  
 \_\_\_\_\_ Machu Picchu?  
 B: Because it's a beautiful tourist attraction.

## Reading An online travel article

1. Read the online travel article.  
What's the weather like in Canada in January?

# Teen 2 Teen Friends

### My favorite website



Julie Duclos  
Here's a link to an article about my country.

### Teen Trekker Magazine

Should you visit Canada in January? **Yes!**

Some people say, "Don't go to Canada in January. It's too cold!" Well, it's true. It's very, very cold. But in the province of Quebec, it's usually sunny, and it's fun! You should visit the city of Montreal. "Mount Royal" is a small mountain in a park in the city. It's very pretty in the snow. In Montreal, there are lots of nice restaurants, and the food is fantastic. And you should go to Snow Village. There are restaurants, hotels, theaters, and other buildings, all made of snow! Of course, Canada is famous for hockey, so you should go to a Canadiens game. They're everyone's favorite hockey team. Go Canadiens! But you can also play hockey, and other games too, at Montreal's Winter Festival. So visit Canada in January! Canada in January is awesome!



The Canadiens play hockey in Montreal.

2. Match the places with the things you can do in Canada in January.

- |                               |                            |
|-------------------------------|----------------------------|
| 1. You can watch hockey       | a. at the Winter Festival. |
| 2. You can go to a restaurant | b. at the Snow Village.    |
| 3. You can play hockey        | c. at a Canadiens game.    |

3. Circle the words that describe Canada in January.

fun

windy

awesome

pretty

rainy

sunny

hot

cold

old

4. According to the website, in Canada you should ...

- |  |  |
|--|--|
| <input checked="" type="checkbox"/> go to a hockey game. | <input type="checkbox"/> go to a mall. |
| <input type="checkbox"/> go to a beach.                  | <input type="checkbox"/> buy clothes.  |
| <input type="checkbox"/> go to a restaurant.             | <input type="checkbox"/> play hockey.  |
| <input type="checkbox"/> look at the snow.               | <input type="checkbox"/> go to a park. |
| <input type="checkbox"/> go to a mountain.               | <input type="checkbox"/> ride a horse. |

2.65) 1. Read and listen to the conversation.



- A Hi, Eva. Are you in Miami right now?
- B Hi, Carlo. Yes. Where are you?
- A At home. In Rome.
- B So, what's Italy like?
- A Well, it's really nice. The food is great, and the tourist attractions are fantastic.
- B And what about the weather?
- A It's always beautiful in Rome. You should visit Italy sometime!
- B Good advice. Thanks!

2.65) 2. Pronunciation Listen and repeat.

3. Guided conversation Create a NEW conversation. Choose Bruno or Hana for speaker B. Describe your city. Use the ideas.



Hana, Seoul, South Korea



Bruno, Munich, Germany

- A Hi, \_\_\_\_\_. Are you in \_\_\_\_\_ right now?
- B Hi, \_\_\_\_\_. Yes. Where are you?
- A At \_\_\_\_\_. In \_\_\_\_\_.
- B So, what's \_\_\_\_\_ like?
- A Well, it's really nice. The \_\_\_\_\_ is \_\_\_\_\_, and the \_\_\_\_\_ are \_\_\_\_\_.
- B And what about the weather?
- A It's \_\_\_\_\_. You should visit \_\_\_\_\_ sometime!
- B Good advice. Thanks!

- the food
- the music
- the people
- the beaches
- the restaurants
- the mountains
- the buildings
- the weather
- the souvenirs
- the stores
- the tourist attractions



Read your new conversation with your partner. Then read the conversation in your partner's book.

# Review: Units 10–12

## 1. Read each conversation. Check the topics in the chart.

1. Arielle: Hi Tony. I'm in Cartagena, Colombia!  
 Tony: No way! What's the weather like?  
 Arielle: It's great, and the beach is beautiful.  
 Tony: And what about the food and the people?  
 Arielle: The food? It's great! And the people are so nice.

2. Josh: So what's Mexico City like?  
 Raquel: Well, it's very big, and the people are really nice.  
 Josh: What about the beaches?  
 Raquel: Actually, there are no beaches in Mexico City.

3. Jill: So what's Tokyo like, Fusae?  
 Fusae: It's very nice. The food is great. The people are nice. There are lots of tall buildings. And Mount Fuji is right next door. It's a beautiful mountain.  
 Jill: Can you see Mount Fuji from Tokyo?  
 Fusae: Well, in cloudy weather, you can't see the mountain. But on a sunny day, it's fantastic!

	1	2	3
a. good food	✓		
b. cloudy weather			
c. great beaches			
d. tall buildings			
e. nice people			
f. a beautiful mountain			

## 2. Complete the conversations with *can*, *can't*, and the correct verb.

- A: Can he swim well?  
 B: No, he \_\_\_\_\_. He \_\_\_\_\_ swim at all.
- A: \_\_\_\_\_ you \_\_\_\_\_?  
 B: Yes, I \_\_\_\_\_. I \_\_\_\_\_ sing very well.
- A: \_\_\_\_\_ your parents \_\_\_\_\_?  
 B: No way! They \_\_\_\_\_ dance at all.
- A: \_\_\_\_\_ your little sister \_\_\_\_\_ a bike?  
 B: Yes, she \_\_\_\_\_. She \_\_\_\_\_ ride well.

## 3. Look at the pictures. Complete the conversations. Use *too* and an adjective from the list.

big early expensive hot small



- A: What's wrong with this sweater \_\_\_\_\_?  
 B: It's too small \_\_\_\_\_.



- A: Let's play \_\_\_\_\_.  
 B: No way! It's \_\_\_\_\_ today.



- A: Should I buy those \_\_\_\_\_?  
 B: Are you serious? They're \_\_\_\_\_.



- A: Let's go to this \_\_\_\_\_.  
 B: We can't. It's \_\_\_\_\_.



- A: Let's not buy these \_\_\_\_\_.  
 B: You're right. They're \_\_\_\_\_.



**4. Match each situation with a statement with *should*.**

- |   |  |
|---|--|
| 1. The music at the festival is fantastic.  | a. We should go to the beach.          |
| 2. The black jacket is very expensive.      | b. All our classmates should go there. |
| 3. Betty's Hometown Restaurant is great.    | c. They should go to that restaurant.  |
| 4. That beach is fantastic.                 | d. Your parents should swim there.     |
| 5. The people in New City aren't very nice. | e. She shouldn't go to that city.      |
| 6. The weather is very hot.                 | f. You should buy the white one.       |

**5. Circle the correct word.**

1. What's the name of this / that / these / those restaurant across the street?
2. Is this / that / these / those restaurant French or Italian? The food is delicious!
3. We should visit this / that / these / those mountains. They're so beautiful.
4. Look at this / that / these / those photos of Quito in this book. Are they great or what?
5. Which sweater is your favorite? Let's buy this / that / these / those blue one right here.



مؤسسة زبان دهخدا  
dehkhodaedu.com

**All About You**

**1. Write your own response to each person.**



You \_\_\_\_\_



You \_\_\_\_\_



You \_\_\_\_\_

**2. Complete the personal statements.**

My favorite color is \_\_\_\_\_ . My hometown is \_\_\_\_\_ .  
I can \_\_\_\_\_ . In my hometown, you should \_\_\_\_\_ .

**Progress Check**

✓ Check what you can do.

- |  |  |
|--|--|
| <input type="checkbox"/> Discuss clothes and colors  | <input type="checkbox"/> Give and accept advice                    |
| <input type="checkbox"/> Give and accept compliments | <input type="checkbox"/> Use the Unit 10-12 grammar and vocabulary |
| <input type="checkbox"/> Describe my abilities       |  |



## Unit 1: Photo captions

### 1. Study the writing rule.

#### Writing a sentence: subjects and verbs

When you write a sentence, always use a subject and a verb.

subject	verb	
Mr. Locke	is	a teacher.
I	'm	a student.
We	are	classmates.

### 2. Write a 😊 for the statements with a subject and a verb. Write a 😞 for the statements without a subject and a verb.

- |                                  |                             |
|----------------------------------|-----------------------------|
| 1. He is a student. 😊            | 6. The books not here. ____ |
| 2. Mr. Mason a teacher. ____     | 7. Is not a notebook. ____  |
| 3. Ms. Rose is the teacher. ____ | 8. We're students. ____     |
| 4. English class great! ____     | 9. He Carl. ____            |
| 5. Is John. ____                 | 10. She's not Fran. ____    |

### 3. In your notebook, correct the six incorrect statements from Exercise 2.

2. Mr. Mason is a teacher.

### 4. Circle the subjects and verbs in the photo captions.



She's Joanne. She's a student.



They're Ben and Joe. They're not classmates.

### 5. Choose a photo. Write a caption for your photo. Use Exercise 4 for support. He's Rick. Rick's a student.

## Unit 2: Questions and answers

### 1. Study the writing rule.

#### Periods and question marks

A period = .  
A question mark = ?

#### Using periods and question marks

When you write a statement, always use a period.

Statements *Joe is my brother. She's my teacher.*

When you write a question, always use a question mark.

Questions *Is Joe your brother? Who is Joe?*

### 2. Read the conversation. Write periods and question marks.



A: Who are they?  
 B: They're my parents. He's my brother.  
 A: What's his name?  
 B: His name is Evan.  
 A: Who is she?  
 B: She's my brother's girlfriend. Her name is Alicia.

## Unit 3: A celebrity profile

### 1. Study the writing rule.

Capitalization		
Always use a capital letter for names of people.		
names	<i>Mary Alice Jones</i>	
Always use a capital letter for the names of cities, countries, and nationalities.		
city	country	nationality
<i>Bogota</i>	<i>Colombia</i>	<i>Colombian</i>

### 3. Read the profile of a celebrity. Circle the capital letters that begin the names of people, cities, countries, and nationalities.



Sofia Mulanovich is a famous Peruvian athlete. She's a surfer from Punta Hermosa, a city near Lima, Peru. Sofia's first name is Peruvian, but her family name isn't Peruvian. Sofia's mom and dad are Ines and Herbert Mulanovich. Sofia's parents are originally from Croatia. Now the whole Mulanovich family is in Peru.

### 2. Correct the errors in capitalization.

Peter gene hernandez is the real name of bruno mars. He is an american singer from the city of honolulu in the united states.

### 4. Write a profile of your favorite celebrity. Use Sofia's profile for support. Remember to use periods and question marks.

**Ideas:**

first / family name	city
nickname	country
family	nationality

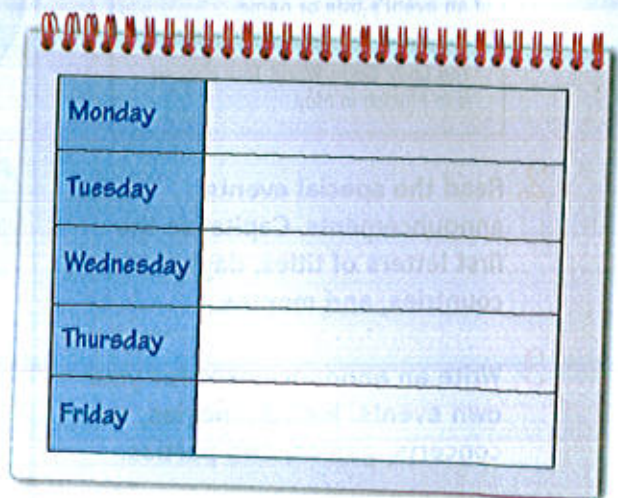
## Unit 4: A description of your class schedule

### 1. Study the writing rule.

More rules about capitalization
Always use a capital letter for the names of days of the week. <i>Monday, Tuesday, Wednesday, Thursday, Friday, Saturday, Sunday</i>
Use a capital letter for the names of languages. <i>English, Spanish</i>
Don't use a capital letter for the names of school subjects. <i>math, geography class, computer science</i>

### 3. In the notebook, make a schedule of your classes for one week. Then write about your schedule. Use Exercise 2 for support. Start like this:

This week, ...



### 2. Correct the errors in capitalization.

This week, <sup>m</sup>Math class is on monday and friday. On monday, Art class is at 9:00, but on friday, it's at 11:20. On tuesday and thursday, english is early: at 8:00.

## Unit 5: A description of you and your family

### 1. Study the writing rule.

#### Capitalization of sentences

Always use a capital letter for the first word in a sentence.

*My family is very important in my life.*

#### Reminder

Also capitalize the first letter of names of people, cities, countries, and nationalities.

### 2. Read about Sarah's family. Circle the capital letters at the beginning of each sentence.



I'm Sarah Breyer. I'm American, and my hometown is Boston. Here's a photo of me with my dad. My dad and I are very different. My dad's hair is gray now. My hair is blond. My mom's not in the photo. She's very pretty. She's very tall, and her hair is short, blond, and wavy. We're a good-looking family.

### 3. Complete the chart about you and two other people in your family.

	you	person 1	person 2
who?	me!		
hair color			
eye color			
other adjectives			

### 4. Write about you and the two people in your family. Use photos or draw pictures. Use your chart and Sarah's description for support. Start like this: Here's a photo of me and my ...

## Unit 6: An events announcement

### 1. Study the writing rule.

#### Capitalization

Always capitalize the first letter of months and days.

*It's on Monday, July 2nd.*

Capitalize the first letter in each word of an event's title or name.

*The movie The Young Girl is great!*

*The Lady Gaga World Tour concert is in Munich in May.*

### 2. Read the special events announcements. Capitalize the first letters of titles, days, countries, and months.

### 3. Write an announcement for your own events. Include movies, concerts, games, and parties.



#### Special Events!

J  
June 1st – June 5th



#### The International Games

Tuesday, June 1st

Very cool! The Brazil-Colombia game is at 9:00 and the Mexico-Japan game is at 11:30.



#### The Movie Festival

Awesome! On Wednesday, June 2nd, the movie *Toy Story* is at 6:00. On Thursday, June 3rd, don't be late for *Black Beauty* at 4:30 and *Harry Potter* at 7:00.



#### The "It's Everyone's Birthday" party!

It's a party! Great! Don't be late!  
See you on Saturday, June 5th at 7:30!

# Unit 7: A text message to a friend

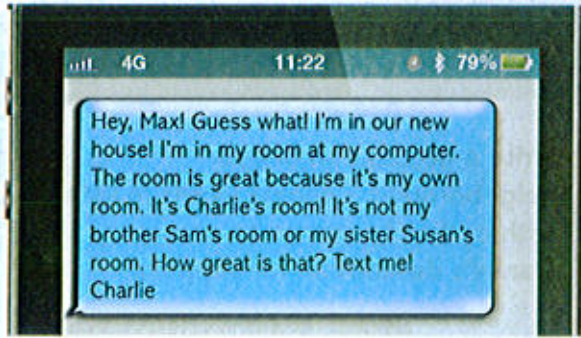
## 1. Study the writing rule.

**Using exclamation points**

Use an exclamation point (!) with emphatic statements and strong commands.

*Wow!*  
*That's great!*  
*Don't use your phone in class!*

## 2. Read Charlie's text message to his friend Max. Notice the use of exclamation points for emphatic statements and commands.



## 3. Write an exclamation point for the emphatic statements and commands. Use a question mark for questions. Use a period for the statements that are not emphatic.

1. What day is today?\_\_\_\_\_
2. It's Monday\_\_\_\_\_
3. Oh, no\_\_\_\_\_ My phone is at home\_\_\_\_\_ And I'm late\_\_\_\_\_
4. He has long wavy hair\_\_\_\_\_
5. Students: Don't use a pen on the board\_\_\_\_\_
6. My backpack is on my bed\_\_\_\_\_
7. The homework is due today. Oh no\_\_\_\_\_
8. It's 1:30 in Bogota\_\_\_\_\_
9. It's 7:00? No way\_\_\_\_\_
10. Wow\_\_\_\_\_ Who is she\_\_\_\_\_

## 4. Write a short text message to a friend about a place at home or at school. Use Charlie's text for support. Use periods, question marks, and exclamation points in your text message.

# Unit 8: A weather report

## 1. Study the writing rule.

**Using apostrophes**

Use an apostrophe for:

- contractions of the verb *be*  
*I'm from Punta Arenas. She's a teacher. They're bored. What's his name?*
- contractions of *not*  
*He isn't late. We aren't on time. Don't open your book.*
- possessives *'s* and *s'*  
*Bob's family name is Smith. Our friends' teacher is Ms. Martin.*

**Reminder**

The words *o'clock* and *Let's* use an apostrophe, too.

## 3. Read the weather report. Notice the use of apostrophes.

**Weather report**

Today	
31°C	

What's the weather like today?  
It's sunny and hot. It isn't rainy, and it isn't cold.

Suggestions: Don't stay home and watch TV. Don't go to the mall. Go to the park. It's a beautiful day.

## 2. Correct the errors. Use apostrophes.

1. My sisters birthdays in May. My sister's birthday's in May.
2. Its ten oclock. \_\_\_\_\_
3. Whos your teacher? \_\_\_\_\_
4. Whats the weather like? \_\_\_\_\_
5. Its sunny in Porto Alegre. \_\_\_\_\_
6. Dont go to the mall today. \_\_\_\_\_
7. Lets stay home and watch TV. \_\_\_\_\_
8. It isnt hot today. \_\_\_\_\_

## 4. Write today's weather report. Make suggestions with imperatives. Use apostrophes in your weather report and your suggestions. Use the weather report in Exercise 3 for support.

## Unit 9: A description of your neighborhood

### 1. Study the writing rule.

#### Connecting words with commas and *and*

Use *and* to connect two words.

*There are schools **and** houses on my street.*

Use a comma (,) to connect three or more words in a series.

Use *and* before the last word.

*There are restaurants, hotels, **and** schools on my street.*

**Language tip** • Don't use a comma to connect two words. Only use *and*.

*There are boys and girls in my class.*

**NOT** ~~*There are boys, and girls in my class.*~~

### 2. In your notebook, write commas in the sentences.

- The weather in my city is rainy windy and hot.  
*The weather in my city is rainy, windy, and hot.*
- My classes today are English geography gym and math.
- How many restaurants hotels and stores are there?

### 3. Read Daniel Campos's description of his neighborhood. Notice his use of *and* and commas.

~~~~~

My neighborhood in Mexico City is beautiful and historic. On my street there are houses, apartment buildings, and hotels. There are always lots of cars on the street in front of the buildings. There's a good language school in the neighborhood down the street from my house. There are students from all over the world. And there are three great restaurants in my neighborhood: the Casa Colonial, the Brazil Grill, and the Thai Palace Restaurant. The Thai Palace is great!

### 4. Write a description of your neighborhood. Connect words in lists with *and* and commas as necessary. Use Daniel's description for support.

## Unit 10: A description of your favorite outfit

### 1. Study the writing rule.

#### Combining two sentences with *and*

Use a comma and the word *and* to combine two sentences.

*These shoes are nice. They are not expensive.*

*These shoes are nice, **and** they are not expensive.*

**Language tip** • Don't combine two sentences only with a comma. Always use *and*.

*These shoes are nice, and they are not expensive.*

**NOT** ~~*These shoes are nice, they are not expensive.*~~

### 2. In your notebook, combine the sentences with a comma and *and*.

- The yellow shirt is awesome. It's not too expensive.  
*The yellow shirt is awesome, and it's not too expensive.*
- This black jacket is my brother's jacket. It's not too big.
- Our dresses are perfect for the party. They're so cool.
- These old shoes are great. They're my favorite color.

### 3. In your notebook, correct the errors.

- Her skirt is new, it's her favorite one.  
*Her skirt is new, and it's her favorite one.*
- These yellow boots are popular, they're perfect for rainy weather.
- Your mom's blouse is cool, it's a great color.

### 4. Read Erica's description of her favorite clothes and shoes.

For school, on hot and sunny days, my favorite outfit is my blue skirt and yellow blouse. But in cold or rainy weather, my favorite outfit is my big blue sweater, or my gray rain jacket and black jeans. My favorite shoes in hot or cold weather are my white gym shoes, and they're great for parties, too.

### 5. In your notebook, write about your favorite clothes and shoes. Use Erica's description for support. Use a comma and *and* to combine sentences.

## Unit 11: A description of a friend or classmate

### 1. Study the writing rule.

#### Combining sentences with *but*

Use a comma and the word *but* to combine two sentences with contrasting ideas.

*I can sing well. I can't dance at all.*  
*I can sing well, but I can't dance at all.*

### 2. Combine the sentences with a comma and *but*.

1. She can't play volleyball. She can play basketball.  
She can't play volleyball, but she can play basketball.
2. They are from Rio. They are in Sao Paulo today.  
\_\_\_\_\_
3. The living room is big. The bedrooms are small.  
\_\_\_\_\_
4. Her mom is very tall. Her dad is very short.  
\_\_\_\_\_
5. His brother isn't an athlete. He can dance very well.  
\_\_\_\_\_
6. We can't swim very fast. We can run very fast.  
\_\_\_\_\_

### 3. Read a description of a friend. Notice the sentences with *but*.

My friend Carl isn't very tall, but he's very handsome. His hair is brown, and his eyes are green. His clothes are always nice. There are five people in his family. His mom and dad are very good-looking, too. His sister is sixteen years old, and his brother is twenty. Carl can speak Portuguese and English. He can play volleyball and soccer very well, but he can't play basketball at all. He can play the guitar, but he can't play the piano.

### 4. Write about a person you know. Describe this person's abilities. Use the description of a friend in Exercise 3 for support. Use a comma and *but* to combine sentences.

## Unit 12: A text message to confirm a meeting

### 1. Study the writing rule.

#### Combining ideas with *or*

Use a comma and the word *or* to combine sentences to offer an alternative.

*It's rainy. You should stay home, or you should go to the mall.*  
*Should I stay home, or should I go to the mall?*

### 2. In your notebook, combine the sentences with *or*.

1. You can play basketball. You can play volleyball.  
You can play basketball, or you can play volleyball.
2. Should we watch TV? Should we go to the park?
3. You can go to Bogota. You can go to Cali.
4. He should listen to music. He should read a book.
5. In April, it's rainy. It's windy.
6. You should call your mom. You should call your dad.
7. Is today Tuesday? Is today Wednesday?
8. Are you from the U.S.? Are you from Canada?

### 3. Read the text messages. Circle the three uses of *or*.



### 4. Imagine you are in another city. In your notebook, write a text message exchange. Use the text messages in Exercise 3 for support. Use a comma and *or* to combine sentences.

# Geography: Continents, Countries, and Capitals

2.57) 1. Look at the maps. What are the capitals of the countries?

**Populations around the world**

How many people are in ...  
 Tokyo? 32 million people      Seoul? 21 million people      Sao Paulo? 19 million people  
 Mexico City? 21 million people      New York City? 20 million people



Mexico, Canada, and the United States are on the continent of North America. Mexico City, the capital of Mexico, is a very big city. The capitals of Canada and the U.S., Ottawa and Washington, D.C., are small cities.



On the continent of Europe there are forty-four countries, including Germany and the United Kingdom. Turkey is on two continents: Europe and Asia!



Colombia, Brazil, and Peru are on the continent of South America. Sao Paulo, a very big city, is not the capital of Brazil. Brasilia is the capital.



China, South Korea, and Japan are on the continent of Asia. Beijing is the capital of China, Seoul is the capital of South Korea, and Tokyo is the capital of Japan.

2. Complete each statement. Circle the correct answer.

- 1. Berlin / Bogota is in Europe.
- 2. Washington, D.C. / Los Angeles isn't the capital of the U.S.
- 3. London is in Asia / Europe.
- 4. Colombia isn't in North America / South America.
- 5. Seoul is in China / South Korea.
- 6. Tokyo isn't the capital of Japan / China.
- 7. Washington, D.C. isn't a big / small city.
- 8. Ottawa is in Turkey / Canada.

3. Rank the populations of these cities from big to small. Write 1, 2, 3, and 4.

Mexico City     New York City     1 Tokyo     Sao Paulo



**Project** A country map

Choose a country. Draw a map with the capital and other cities. Write the English names of the continent, the country, and the countries next door.



# Art: Portraits

2.58)) **1. Read about the pictures. Which is your favorite picture?**

A portrait is a "picture" of a person or persons. Read about old and new portraits from artists all over the world.

**A.** This portrait is by a Chinese artist. We're not sure of his name. The portrait is of a famous Chinese poet, Li Po. The drawing is in black and white, not in color. It's very old, but we're not sure of its exact date.



**B.** This portrait isn't a drawing. It's a painting. And it's in color. The artist is Michelangelo Merisi da Caravaggio, an Italian painter. The painting is more than 400 years old! Caravaggio is a wonderful painter with a realistic style.



**C.** This portrait is about 100 years old. The painter is Russian. His name is Alexej von Jawlensky. This portrait is not realistic like Caravaggio's painting. Look at the colors. What color is very important in this portrait?



**D.** And this color portrait is by French artist Auguste Renoir. This painting is about 100 years old, too. In your opinion, is it realistic? What colors are in the portrait? Are the women pretty?



**2. Match the parts of the statements.**

- |                            |                        |
|----------------------------|------------------------|
| 1. Alexej von Jawlensky is | a. a French painter.   |
| 2. Caravaggio is           | b. a Chinese poet.     |
| 3. Renoir is               | c. a Russian painter.  |
| 4. Li Po is                | d. an Italian painter. |

**3. Circle the letter of the portrait or portraits.**

- |                                   |                     |                              |             |
|-----------------------------------|---------------------|------------------------------|-------------|
| 1. It's a portrait of two people. | a. b. c. <b>(d)</b> | 5. It's a painting.          | a. b. c. d. |
| 2. It's a drawing.                | a. b. c. d.         | 6. It's a portrait.          | a. b. c. d. |
| 3. It's more than 400 years old.  | a. b. c. d.         | 7. It's in color.            | a. b. c. d. |
| 4. It's in black and white.       | a. b. c. d.         | 8. It's about 100 years old. | a. b. c. d. |



**Project** Classmate portraits

Draw or paint a portrait of a classmate. Write a statement with adjective about that person. Make a class book with all the portraits.

# Earth Science: Storms

## 1. Read about storms. Is the weather rainy in all storms?

In a storm, the weather is very bad, with strong winds. Sometimes there is rain, and sometimes there isn't. Here are three types of bad storms.

### Tornadoes



It's very hot and cloudy, and now there's a tornado! Lots of tornadoes are small, but the winds in a tornado are strong. Some big tornadoes are three kilometers across with 480-kilometer-per-hour winds! There are lots of tornadoes in the United States, approximately 1200 each year.

### Hurricanes or Typhoons



Here is a hurricane in the Caribbean. In Asia, the name for a hurricane is a "typhoon." Hurricanes are big storms, with lots of wind and rain. The weather in the eye, or middle, of the hurricane is sunny and nice. But outside the eye, the winds are strong, sometimes 120 kilometers per hour. There are lots of hurricanes and typhoons between the months of June and November.

### Blizzards



Brrr! It's really cold outside! From November to March, there are blizzards in Canada, the United States, and northern Europe. There are strong winds and lots of snow. When there's a blizzard, stay home!

## 2. Check the storms for each description.

1. There is lots of wind.

- tornadoes  
 hurricanes  
 blizzards

3. There is lots of snow.

- tornadoes  
 hurricanes  
 blizzards

5. There is cold weather.

- tornadoes  
 hurricanes  
 blizzards

2. There is lots of rain.

- tornadoes  
 hurricanes  
 blizzards

4. There are lots of small ones.

- tornadoes  
 hurricanes  
 blizzards

6. There is hot and cloudy weather.

- tornadoes  
 hurricanes  
 blizzards

## 3. Choose the correct answer.

1. Another name for a hurricane is ...

- a. a tornado. **b. a typhoon.** c. a blizzard.

4. There are lots of tornadoes in ...

- a. the U.S. b. Asia. c. Northern Europe.

2. All three storms have lots of ...

- a. rain. b. snow. c. wind.

5. Canada has ...

- a. blizzards. b. hurricanes. c. typhoons.

3. The wind in some big tornadoes is ... kilometers per hour.

- a. 120 b. 1200 c. 480

6. The weather in the eye of a hurricane is ...

- a. rainy. b. snowy. c. sunny.



### Project Storm research

Research news about a storm in your country or another place in the world. Write a description with photos or drawings and information like this:

Place: Joplin, Missouri (the U.S.)

Date: May 22, 2011 (at 5:34 p.m.)

Kind of storm: tornado

Description: Joplin's third tornado, 1.6 kilometers across, very strong winds

# Life Science: Biodiversity

**1.** Read the article about animals. In your opinion, which animals are cute?

There are lots of kinds of animals in the world. Some animals live in hot regions. Other animals live in cold regions. Some are very big, and others are very small.

## Elephants and cheetahs



Elephants are land animals, but they can swim too.



Cheetahs can run really, really fast!

Elephants and cheetahs live in regions where it is hot. African elephants are very big, with very large ears. Some are four meters tall and weigh 6,000 kilograms. Cheetahs aren't big, but they can run approximately 115 kilometers per hour!

## Polar bears and penguins




Polar bears are big. That water looks so cold!



Penguins are so cute!

Polar bears live in cold regions in the north, like Canada. They are white (like snow) and beautiful! They can swim in very cold water. Penguins live in cold places in the south, like Argentina and Chile. Penguins can't fly at all, but they can run and swim very fast.

## Whales



Elephants, cheetahs, polar bears, and penguins live on land. But some animals, like whales, swim in oceans all over the world, in both hot and cold regions. Some whales, like the blue whale, are very large. Next to a whale, an elephant looks very small.

Every continent has different kinds of animals. The name for differences in animals is biodiversity. Biodiversity is beautiful!

**2.** Read the statements. Circle T (true) or F (false).

- |                                                 |                                                              |                                     |                                                   |
|-------------------------------------------------|--------------------------------------------------------------|-------------------------------------|---------------------------------------------------|
| 1. The article is about different animals.      | <input checked="" type="radio"/> T / <input type="radio"/> F | 4. Polar bears live in hot regions. | <input type="radio"/> T / <input type="radio"/> F |
| 2. Elephants and polar bears live in the water. | <input type="radio"/> T / <input type="radio"/> F            | 5. Penguins live in cold regions.   | <input type="radio"/> T / <input type="radio"/> F |
| 3. Elephants and whales can swim.               | <input type="radio"/> T / <input type="radio"/> F            | 6. Whales are very big.             | <input type="radio"/> T / <input type="radio"/> F |

**3.** Classify the animals, according to the information in the article. Write check marks (✓) in the chart.

|                         | elephants | cheetahs | polar bears | penguins | whales |
|-------------------------|-----------|----------|-------------|----------|--------|
| 1. live on land         | ✓         |          |             |          |        |
| 2. live in the water    |           |          |             |          |        |
| 3. live in hot regions  |           |          |             |          |        |
| 4. live in cold regions |           |          |             |          |        |
| 5. can swim             |           |          |             |          |        |
| 6. can run              |           |          |             |          |        |




## Project Animal posters

Make a poster of your favorite animal with a photo or a drawing. Describe the animal and its abilities. Put the posters on the wall in your classroom.


271)) 1. Read about the Teen2Teen friends. What cities are they from?



Hello. I'm Su, and I'm from Istanbul in Turkey. This is my big sister, Asli. Our family name is Berkan. My sister isn't a student. She's a teacher! She isn't on Teen2Teen Friends, but I am!



Hi, I'm Adam Lucas. I'm from Los Angeles in the U.S. This is my little brother. His name is Anthony, but I always say, "Hey, Tony!" Tony is his nickname. He's really cool! We're both students. I'm on Teen2Teen Friends. Are you?



I'm Ana Costa, and I'm from Brazil. This is my mom and dad. Brasilia's my hometown. Look at the picture! It's the famous JK Bridge! It's really awesome.

2. Match the questions and the answers, according to the magazine.

- a. Asli Berkan
- b. Tony Lucas
- c. Mr. and Mrs. Costa
- d. The JK Bridge

1.  Who is from Brasilia?
2.  Who is a teacher?
3.  What is famous?
4.  Who is a big sister?
5.  What's in Ana's photo?
6.  Who is Anthony?
7.  Who is cool?
8.  Who is a student?


3. Complete each statement with an affirmative or negative form of the verb *be*.

1. Su Berkan isn't from the United States. She is from Turkey.
2. The JK Bridge \_\_\_\_\_ in Los Angeles. It \_\_\_\_\_ in Brasilia.
3. Tony \_\_\_\_\_ Ana's little brother. He \_\_\_\_\_ Adam's little brother.
4. Asli \_\_\_\_\_ on Teen2Teen Friends. Su \_\_\_\_\_ on Teen2Teen Friends.
5. Ana \_\_\_\_\_ from Istanbul. She \_\_\_\_\_ from Brasilia.
6. Tony \_\_\_\_\_ Anthony's nickname. It \_\_\_\_\_ Adam's nickname.
7. Su \_\_\_\_\_ a teacher. Her sister, Asli, \_\_\_\_\_ a teacher.
8. Brasilia \_\_\_\_\_ Adam's hometown. It \_\_\_\_\_ Ana's hometown.
9. Ana and her parents \_\_\_\_\_ in Istanbul. They \_\_\_\_\_ in Brasilia.

1. Read the text messages between Gan and Bruno. Where are the two friends?



Bruno



Gan

Thursday, July 10th

Hey, Gan! Are you online?

Hi, Bruno! Where are you? In Munich?

Actually, no. I'm in Germany, but I'm not in Munich. I'm at the airport in Frankfurt. I'm with my teammates. Guess what, Gan! We're on our way to Beijing for the Teen Volleyball Games! Here's a photo of me with my teammates.

No way! The first game's on Sunday, the 13th, right?

Right. But the Opening Ceremony is on Saturday. That's two days from now! Are you in Beijing now?

Yeah. I'm at home. What time's the ceremony?

Let me check ... Oh, yeah. It's at 3:00.

Are the games at the National Stadium?

Yes, why?

Because the Stadium's awesome! Here's a photo.

Wow! That's great! Uh-oh. I'm late. See you on Saturday?

Yup. See you Saturday at the ceremony! Bye for now.

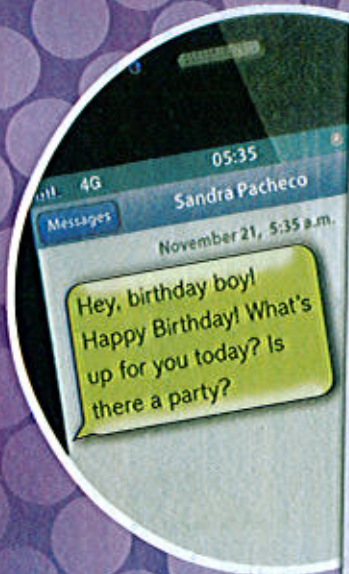
2. Read quickly for days, dates, and times. Complete each statement, according to the messages. Use ordinal numbers for dates. Use words for clock times.

1. Today is Thursday, July 10th.
2. The date of the Opening Ceremony is July \_\_\_\_\_.
3. The first game is on Sunday, July \_\_\_\_\_.
4. The Opening Ceremony is at \_\_\_\_\_ o'clock on \_\_\_\_\_.

3. Read the statements. Circle T (true) or F (false).

1. Gan is in his hometown.  T /  F
2. Frankfurt isn't in Germany.  T /  F
3. Gan is with his teammates at the airport.  T /  F
4. Bruno's team is a volleyball team.  T /  F
5. The Teen Volleyball Games are in Beijing.  T /  F
6. Gan is on the team.  T /  F
7. The first game is on Saturday.  T /  F
8. The Opening Ceremony is in the afternoon.  T /  F
9. The Games are at the National Stadium.  T /  F

1. It's November 21st, Adam's fourteenth birthday. Read Sandra's text message and Adam's e-mail. Where is Adam?



teen2teen/messenger

To: Sandra Pacheco  
Subject: Wow, Sandra, you're up early!

Guess what! I'm not at home in L.A. today. I'm in San Francisco! I'm with my parents. My grandparents are from San Francisco, so we're at their house, not at a hotel. Their house is in North Beach, an awesome neighborhood. There's a cable car stop right in front of their house! There are lots of Italian families in North Beach and of course lots of great Italian restaurants! North Beach's nickname is "Little Italy."

Right around the corner from my grandparents' house there's a famous old bookstore – City Lights. (See my pic). The books are great, but it's my favorite place to watch people! Tonight there's a small family party for me in a restaurant in Chinatown, the neighborhood right next to North Beach – and then a movie.

Thanks for the birthday greetings, Sandra! 😊

Adam

Chinatown – right next door to North Beach

A North Beach cable car

Lots and lots of books

## 2. Read the questions. Circle the correct answer.

- Who is the text message from?
  - From Sandra.
  - From Adam.
- Where is Adam?
  - At a hotel.
  - At his grandparents' house.
- What is North Beach?
  - A beach.
  - A neighborhood.
- Where is Adam's party?
  - In North Beach.
  - In Chinatown.
- Where is Chinatown?
  - Next to North Beach.
  - Around the corner from North Beach.

## 3. Look for the following information in the text message and e-mail. Then check T (true), F (false), or NI (no information).

|                                     | T                        | F                        | NI                                  |
|-------------------------------------|--------------------------|--------------------------|-------------------------------------|
| 1. Sandra is in Cali.               | <input type="checkbox"/> | <input type="checkbox"/> | <input checked="" type="checkbox"/> |
| It's November 21st.                 | <input type="checkbox"/> | <input type="checkbox"/> | <input type="checkbox"/>            |
| 3. Adam is at home today.           | <input type="checkbox"/> | <input type="checkbox"/> | <input type="checkbox"/>            |
| 4. Adam's grandparents are Italian. | <input type="checkbox"/> | <input type="checkbox"/> | <input type="checkbox"/>            |
| 5. City Lights is a new bookstore.  | <input type="checkbox"/> | <input type="checkbox"/> | <input type="checkbox"/>            |
| 6. The party is for Adam.           | <input type="checkbox"/> | <input type="checkbox"/> | <input type="checkbox"/>            |

1. Read the article. Where are there beautiful beaches?

14:31
83%


**My favorite website**



**Daniel Campos**  
Hey! Read about my country, Mexico!

## Beautiful Mexico

Mexico is an awesome country next to the United States. You really should visit Mexico sometime!




Mexico City is the capital of Mexico. It's a big city with lots of great museums and excellent restaurants. Near Mexico City (only thirty minutes by car) you can go to one of Mexico's many fantastic tourist attractions: the Pyramid of the Sun.



Pyramid of the Sun

You should go to Yucatan with its sunny weather and white beaches. You can swim in its blue water. The water is always beautiful. There are also fantastic tourist attractions like the pyramid at Tulum.



Tulum

There are no beaches in Oaxaca, but it is a beautiful old historical city with nice friendly people. And the food in Oaxaca is excellent! You can also buy really great souvenirs there.



2. Write the topics the article discusses for each place in the chart.

- good food
- museums
- souvenirs
- good weather
- nice beaches
- tourist attractions

| Mexico City | Yucatan | Oaxaca |
|-------------|---------|--------|
| museums     |         |        |
|             |         |        |

3. Correct these false statements, according to the article.

1. The Pyramid of the Sun is in Yucatan.  
The Pyramid of the Sun is near Mexico City
2. The pyramid at Tulum is near Mexico City.  
 \_\_\_\_\_
3. The weather is windy in Yucatan.  
 \_\_\_\_\_
4. You can't buy souvenirs in Oaxaca.  
 \_\_\_\_\_
5. Oaxaca is the capital of Mexico.  
 \_\_\_\_\_

## Useful Words

### Countries and nationalities

|             |             |           |            |                      |            |
|-------------|-------------|-----------|------------|----------------------|------------|
| Argentina   | Argentinean | Guatemala | Guatemalan | Poland               | Polish     |
| Australia   | Australian  | Holland   | Dutch      | Portugal             | Portuguese |
| Belgium     | Belgian     | Honduras  | Honduran   | Russia               | Russian    |
| Bolivia     | Bolivian    | Hungary   | Hungarian  | Saudi Arabia         | Saudi      |
| Brazil      | Brazilian   | India     | Indian     | South Korea          | Korean     |
| Canada      | Canadian    | Indonesia | Indonesian | Spain                | Spanish    |
| Chile       | Chilean     | Ireland   | Irish      | Sweden               | Swedish    |
| China       | Chinese     | Italy     | Italian    | Switzerland          | Swiss      |
| Colombia    | Colombian   | Japan     | Japanese   | Thailand             | Thai       |
| Costa Rica  | Costa Rican | Lebanon   | Lebanese   | Turkey               | Turkish    |
| Ecuador     | Ecuadorean  | Malaysia  | Malaysian  | (the) United Kingdom | British    |
| Egypt       | Egyptian    | Mexico    | Mexican    | (the) United States  | American   |
| El Salvador | Salvadoran  | Nicaragua | Nicaraguan | Uruguay              | Uruguayan  |
| France      | French      | Panama    | Panamanian | Venezuela            | Venezuelan |
| Germany     | German      | Paraguay  | Paraguayan |                      |            |
| Greece      | Greek       | Peru      | Peruvian   |                      |            |

### Days of the week

Monday  
Tuesday  
Wednesday  
Thursday  
Friday  
Saturday  
Sunday

### Months of the year

January  
February  
March  
April  
May  
June  
July  
August  
September  
October  
November  
December

### Cardinal numbers and ordinal numbers

|    |          |            |     |             |               |
|----|----------|------------|-----|-------------|---------------|
| 1  | one      | first      | 16  | sixteen     | sixteenth     |
| 2  | two      | second     | 17  | seventeen   | seventeenth   |
| 3  | three    | third      | 18  | eighteen    | eighteenth    |
| 4  | four     | fourth     | 19  | nineteen    | nineteenth    |
| 5  | five     | fifth      | 20  | twenty      | twentieth     |
| 6  | six      | sixth      | 21  | twenty-one  | twenty-first  |
| 7  | seven    | seventh    | 22  | twenty-two  | twenty-second |
| 8  | eight    | eighth     | 30  | thirty      | thirtieth     |
| 9  | nine     | ninth      | 40  | forty       | fortieth      |
| 10 | ten      | tenth      | 50  | fifty       | fiftieth      |
| 11 | eleven   | eleventh   | 60  | sixty       | sixtieth      |
| 12 | twelve   | twelfth    | 70  | seventy     | seventieth    |
| 13 | thirteen | thirteenth | 80  | eighty      | eightieth     |
| 14 | fourteen | fourteenth | 90  | ninety      | ninetieth     |
| 15 | fifteen  | fifteenth  | 100 | one hundred | one hundredth |

### Large cardinal numbers

|       |                 |               |              |
|-------|-----------------|---------------|--------------|
| 100   | one hundred     | 10,000        | ten thousand |
| 101   | one hundred one | 1,000,000     | one million  |
| 200   | two hundred     | 1,000,000,000 | one billion  |
| 1,000 | one thousand    |               |              |



Read the social language from the conversations in Teen2Teen.

### Unit 1

- A** Hi, Daphne. I'm Lauren. Nice to meet you.  
**B** Hi, Lauren. Nice to meet you, too. But I'm not Daphne. I'm Lee.  
**A** Oh, I'm sorry!  
**B** That's OK. She's Daphne.  
**A** Thanks.  
**B** You're welcome.

### Unit 2

- A** Look. Here's a picture of my family.  
**B** Cool! Who's she?  
**A** Oh, she's my sister.  
**B** What's her name?  
**A** Frances. But her nickname is Fran.  
**B** And who are they? Are they your grandparents?  
**A** Yes, they are.  
**B** That's great!

### Unit 3

- A** Who's he?  
**B** He's Adam.  
**A** What's his nationality?  
**B** He's American. And what about Ana?  
**A** Ana? She's from Brazil.  
**B** Oh. She's Brazilian.  
**A** Yes, that's right.

### Unit 4

- A** Hey, Andrew. What time is it?  
**B** It's 3:45.  
**A** 3:45? What time's math class?  
**B** It's at 4:00.  
**A** Are you sure?  
**B** Yes, I am. It's OK. You're early.  
**A** That's great!

### Unit 5

- A** Guess who! She's very pretty.  
**B** OK! What color are her eyes?  
**A** Her eyes? They're blue.  
**B** And what about her hair? Is it brown or black?  
**A** It's black. Who is it?  
**B** Is it Sherry?  
**A** No, it isn't. You're wrong!  
**B** Well, is it Liz?  
**A** Yes, it is. You're right!

### Unit 6

- A** Hello?  
**B** Hi, Isabela. It's Toni. How are you?  
**A** Great, thanks.  
**B** Hey, Isabela. When's the movie Rio?  
**A** Rio? Just a minute. Let me check. ... It's on July 31st. At six o'clock.  
**B** July 31st? That's Tuesday, right?  
**A** That's right.  
**B** Great! See you on Tuesday!

## Unit 7

- A** Oh, no!
- B** What's wrong?
- A** Where's my phone?
- B** Maybe it's in the living room. Look there.
- A** Great idea. ... Here it is, under the sofa.
- B** Oh, that's good.

## Unit 8

- A** What's wrong?
- B** I'm bored.
- A** Me, too. Hey, let's go to the park.
- B** Let's not. It's rainy and windy outside!
- A** Well, then, let's go to the mall.
- B** That's a good idea!

## Unit 9

- A** Where are you?
- B** Guess!
- A** OK. Is there a hotel next door?
- B** Yes, there is.
- A** Is there a school down the street?
- B** Yes, there is.
- A** I know! You're at Mamma Mia's Pizzeria!
- B** You're right!

## Unit 10

- A** That sweater is so cool!
- B** This sweater?
- A** Yeah. It's great. And those red shoes are awesome!
- B** Thanks!
- A** You're welcome.

## Unit 11

- A** Hey, Sylvia. Can you swim?
- B** Yes, I can. I can swim very well.
- A** Oh, that's cool!
- B** What about you? Can you swim?
- A** Me? I can't swim at all.
- B** No problem. I can teach you!
- A** Really? Thanks so much!

## Unit 12

- A** Hi, Eva. Are you in Miami right now?
- B** Hi, Carlo. Yes. Where are you?
- A** At home. In Rome.
- B** So, what's Italy like?
- A** Well, it's really nice. The food is great and the tourist attractions are fantastic.
- B** And what about the weather?
- A** It's always beautiful in Rome. You should visit Italy sometime!
- B** Good advice. Thanks!

Joan Saslow  
Allen Ascher

# Teen & Teen



One

Workbook 1

**OXFORD**  
UNIVERSITY PRESS

1. Review the Vocabulary. Write your own study notes (or translation) for each word.

| Vocabulary | My study notes | Vocabulary | My study notes | Vocabulary   | My study notes |
|------------|----------------|------------|----------------|--------------|----------------|
| listen     | _____          | zero       | _____          | eighteen     | _____          |
| look       | _____          | one        | _____          | nineteen     | _____          |
| read       | _____          | two        | _____          | twenty       | _____          |
| repeat     | _____          | three      | _____          | twenty-one   | _____          |
| write      | _____          | four       | _____          | twenty-two   | _____          |
| a board    | _____          | five       | _____          | twenty-three | _____          |
| a book     | _____          | six        | _____          | twenty-four  | _____          |
| a chair    | _____          | seven      | _____          | twenty-five  | _____          |
| a desk     | _____          | eight      | _____          | thirty       | _____          |
| an eraser  | _____          | nine       | _____          | forty        | _____          |
| a marker   | _____          | ten        | _____          | fifty        | _____          |
| a notebook | _____          | eleven     | _____          | sixty        | _____          |
| a pen      | _____          | twelve     | _____          | seventy      | _____          |
| a pencil   | _____          | thirteen   | _____          | eighty       | _____          |
| a picture  | _____          | fourteen   | _____          | ninety       | _____          |
| a student  | _____          | fifteen    | _____          | one hundred  | _____          |
| a table    | _____          | sixteen    | _____          |              | _____          |
| a teacher  | _____          | seventeen  | _____          |              | _____          |

2. Look at the pictures. Write the words.



1. a teacher



2. \_\_\_\_\_



3. \_\_\_\_\_



4. \_\_\_\_\_



5. \_\_\_\_\_



6. \_\_\_\_\_



7. \_\_\_\_\_



8. \_\_\_\_\_



9. \_\_\_\_\_



10. \_\_\_\_\_

# 1 Welcome to English class.

1. Review the Vocabulary. Write your own study notes (or translation) for each word or phrase.

| Vocabulary      | My study notes | Vocabulary                | My study notes |
|-----------------|----------------|---------------------------|----------------|
| Hil             | _____          | Goodbye.                  | _____          |
| Hello!          | _____          | Good night.               | _____          |
| Good morning.   | _____          | Nice to meet you.         | _____          |
| Good afternoon. | _____          | Nice to meet you, too.    | _____          |
| Good evening.   | _____          | Welcome to English class. | _____          |

2. Unscramble the greetings, hellos, and goodbyes.


- oGod ningrom Good morning .
- doGo thing \_\_\_\_\_ .
- Goyedob \_\_\_\_\_ .
- Gdoo footarnen \_\_\_\_\_ .
- leHlo \_\_\_\_\_ .
- dooG gnineve \_\_\_\_\_ .

3. Look at the time. Write the correct greeting.



- Good night \_\_\_\_\_
- \_\_\_\_\_
- \_\_\_\_\_
- \_\_\_\_\_

4. Complete the crossword with the Vocabulary.



5. Write the correct subject pronoun.



- they \_\_\_\_\_
- \_\_\_\_\_



- \_\_\_\_\_
- \_\_\_\_\_



- \_\_\_\_\_
- \_\_\_\_\_

**6. Rewrite each sentence. Change the contractions to full forms.**

1. We aren't students. We are not students
2. I'm Celina. \_\_\_\_\_
3. It's a notebook. \_\_\_\_\_
4. She's not Clara. \_\_\_\_\_
5. We're partners. \_\_\_\_\_
6. You're not a student. \_\_\_\_\_
7. He isn't Silvio. \_\_\_\_\_

**7. Complete each affirmative statement with *am*, *is*, or *are*. Write the full form.**

1. They are Barbara and Isabela.
2. We \_\_\_\_\_ students.
3. I \_\_\_\_\_ Mauro.
4. Ms. Marks \_\_\_\_\_ a teacher.
5. You \_\_\_\_\_ partners.
6. Ana and I \_\_\_\_\_ students.

**8. Complete each statement with a negative form of *am*, *is*, or *are*. Write the full form.**

1. We are not classmates.
2. Phil and I \_\_\_\_\_ classmates.
3. I \_\_\_\_\_ a student.
4. You and I \_\_\_\_\_ teachers.
5. Mr. Smith \_\_\_\_\_ a teacher.
6. Laura and Selma \_\_\_\_\_ students.
7. We \_\_\_\_\_ teachers.

**9. Read the conversation. Then complete each statement.**

- A** Hi, Jack. I'm Karen. Nice to meet you.
- B** Hi, Karen. Nice to meet you, too. But I'm not Jack. I'm Jeremy.
- A** Oh, I'm sorry!
- B** That's OK. He's Jack.
- A** Thanks.
- B** You're welcome.

1. A and B are / aren't Karen and Jeremy.
2. A is / isn't Jack.
3. B is / isn't Jack.
4. B is / isn't Jeremy.
5. A and B are / aren't Jeremy and Jack.



**10. Choose the appropriate response. Write a check mark.**

1. **A** Thanks.  
a. **B** I'm sorry!  
b.  **A** You're welcome.
2. **A** Hi, Anne.  
a. **B** Hi.  
b. **A** I'm Tom.
3. **A** I'm sorry!  
a. **B** Nice to meet you, too.  
b. **A** That's OK.
4. **A** I'm not Mary. I'm Madeleine.  
a. **B** Oh, I'm sorry!  
b. **A** That's OK.
5. **A** Nice to meet you.  
a. **B** You're welcome.  
b. **A** Nice to meet you, too.

# 2 Is she your mom?

1. Review the Vocabulary. Write your own study notes (or translation) for each word or phrase.

| Vocabulary  | My study notes | Vocabulary     | My study notes |
|-------------|----------------|----------------|----------------|
| grandmother | _____          | sister         | _____          |
| grandma     | _____          | brother        | _____          |
| grandfather | _____          | parents        | _____          |
| grandpa     | _____          | grandparents   | _____          |
| mother      | _____          | family name    | _____          |
| mom         | _____          | nickname       | _____          |
| father      | _____          | phone number   | _____          |
| dad         | _____          | e-mail address | _____          |


2. Complete the crossword with the Vocabulary.

Across ▶


- My grandfather is my father's ...
- My mother and my father are my ...
- A: Is this your pen? B: Yes, it's ... pen.
- What's your ... address?
- My grandma is my mom's ...
- He's my father's father. He's my ...

Down ▼

- She's my father's mother. She's my ...
- Her mother is my mother. She's my ...
- What's her ... name?
- What's their phone ... ?



3. Match the subject pronouns with the possessive adjectives.



4. Complete each statement with a possessive adjective.

- You're my teacher. I'm your student.
- She's his classmate. He's \_\_\_\_\_ classmate.
- We're your friends. You're \_\_\_\_\_ friends.
- He's her brother. She's \_\_\_\_\_ sister.

5. Complete each statement with possessive 's or s'.

- Gary is (Paul) Paul's brother.
- Sheila is (Pat and Ben) \_\_\_\_\_ sister.
- They're (my grandparents) \_\_\_\_\_ friends.
- She's (Ms. Kaye) \_\_\_\_\_ student.
- It's (my classmate) \_\_\_\_\_ notebook.

6. Change each statement to a yes / no question.

- You are Mark's classmate. Are you Mark's classmate ?
- She is Nelson's mother. \_\_\_\_\_ ?
- It is Jamie's pencil. \_\_\_\_\_ ?
- They are Ms. Fry's students. \_\_\_\_\_ ?
- We're your classmates. \_\_\_\_\_ ?
- I am your teacher. \_\_\_\_\_ ?

7. Complete each short answer with an affirmative or negative form of *am*, *is*, or *are*.



1. A: Are you my teacher?  
B: Yes, I am .



2. A: Is she your sister?  
B: No, she \_\_\_\_\_ .



3. A: Are they her parents?  
B: Yes, they \_\_\_\_\_ .



4. A: Am I your classmate?  
B: No, you \_\_\_\_\_ .



5. A: Are we your students?  
B: Yes, you \_\_\_\_\_ .



6. A: Is it Paulo's pen?  
B: Yes, it \_\_\_\_\_ .

8. Complete each question with *Who* or *What*.

- Who \_\_\_\_\_ 's your teacher?
- \_\_\_\_\_ 's her e-mail address?
- \_\_\_\_\_ 's her sister?
- \_\_\_\_\_ 's his nickname?
- \_\_\_\_\_ are your classmates?
- \_\_\_\_\_ are your family names?



9. Read the conversation about Tom's family. Then complete the statements.



- A Look. Here's a photo of my family.  
 B Cool! Who's he?  
 A Oh, he's my brother.  
 B What's his name?  
 A David. But his nickname is Davey.  
 B And who are they? Are they your parents?  
 A Yes, they are.

1. It's a photo of Tom's family.
2. \_\_\_\_\_ is Tom's brother.
3. David's \_\_\_\_\_ is Davey.
4. Tom's \_\_\_\_\_ are in the photo, too.

10. Put the conversation in order. Write the numbers.

- \_\_\_ What are their names?  
 \_\_\_ Oh, who are they?  
 \_\_\_ No, he isn't. He's my grandfather!  
 \_\_\_ My brother's name is Josh. And my sisters' names are Lili and Rena.  
1 Here's a photo of my family.  
 \_\_\_ And who's he? Is he your father?  
 \_\_\_ He's my brother. And they're my sisters.

11. Choose the appropriate response. Write a check mark.

1. Here's a photo of my grandmother.
  - a. Cool! Who's she?
  - b.  Cool! What's her name?
2. Who is she?
  - a. Oh, she's my mother.
  - b. No, she isn't my mother.
3. Here's a photo of my brothers, Matt and Connor.
  - a. Oh, what are their names?
  - b. Cool!
4. Is Pat your mom's nickname?
  - a. Yes, it is. Her name is Patricia.
  - b. No, it isn't. My name is Patricia.
5. What are their names?
  - a. His name is Gary.
  - b. His name is Gary, and her name is Sue.
6. Who are they?
  - a. Oh, she's my grandmother.
  - b. Oh, they're my grandparents.

# 3 Where are you from?

1. Review the Vocabulary. Write your own study notes (or translation) for each word.

| Vocabulary        | My study notes | Vocabulary  | My study notes | Vocabulary | My study notes |
|-------------------|----------------|-------------|----------------|------------|----------------|
| country           | _____          | South Korea | _____          | Turkey     | _____          |
| nationality       | _____          | Korean      | _____          | Turkish    | _____          |
| hometown          | _____          | Colombia    | _____          | Canada     | _____          |
| Brazil            | _____          | Colombian   | _____          | Canadian   | _____          |
| Brazilian         | _____          | Mexico      | _____          | China      | _____          |
| the United States | _____          | Mexican     | _____          | Chinese    | _____          |
| American          | _____          | Germany     | _____          |            |                |
|                   |                | German      | _____          |            |                |

2. Complete each statement with **country, nationality, or hometown**.

- Cristina is from Fortaleza, Brazil. Her nationality \_\_\_\_\_ is Brazilian. Her \_\_\_\_\_ is Fortaleza.
- Felipe is Colombian. He's from Cali. His \_\_\_\_\_ is Colombia. His \_\_\_\_\_ is Cali.
- Cecilia is from Mexico City. Her \_\_\_\_\_ is Mexico City, and her \_\_\_\_\_ is Mexican.
- Brianna is from the city of San Francisco, in the United States. Her \_\_\_\_\_ is the United States. Her \_\_\_\_\_ is San Francisco.

3. Find and circle six more **Teen2Teen Friends'** names and their hometowns.

BRASILIA COOL AWESOME TEEN TOWHAT IS DANIEL LISTEN AGAIN  
 GERMANY BEIJING THE UNITED STATES REPEAT LOS ANGELES MEXICO  
 FROM A DA MA RES ANDRA HE YOU SHE BRUNO MUNICH PARENTS  
 CANADA THEY GAN MONTREAL FRIENDS JULIE  
 NATIONALITY CALI COUNTRIES MEXICO CITY ITANA

### Bonus questions

a. Write the names of four countries from the puzzle.

1. Germany      2. \_\_\_\_\_      3. \_\_\_\_\_      4. \_\_\_\_\_

b. Write five subject pronouns from the puzzle.

1. he      2. \_\_\_\_\_      3. \_\_\_\_\_      4. \_\_\_\_\_      5. \_\_\_\_\_

c. Write fifteen other words from the puzzle.

1. cool      5. \_\_\_\_\_      9. \_\_\_\_\_      13. \_\_\_\_\_  
 2. \_\_\_\_\_      6. \_\_\_\_\_      10. \_\_\_\_\_      14. \_\_\_\_\_  
 3. \_\_\_\_\_      7. \_\_\_\_\_      11. \_\_\_\_\_      15. \_\_\_\_\_  
 4. \_\_\_\_\_      8. \_\_\_\_\_      12. \_\_\_\_\_

4. Read the information. Complete the statements with *in* or *from*, according to the information.



Name: Lucinda Bates  
Hometown: Sydney, Australia  
Current location:  
Guadalajara, Mexico

1. Lucinda Bates is in Guadalajara.  
She's from Sydney.



Name: Carlos Lopes  
Hometown: Belo Horizonte, Brazil  
Current location:  
Rio de Janeiro, Brazil

2. Carlos is \_\_\_\_\_ Rio de Janeiro,  
but he's \_\_\_\_\_ Belo Horizonte



Name: Mr. and Mrs. Rivera  
Hometown: Cuzco, Peru  
Current location:  
Cuzco, Peru

3. Mr. and Mrs. Rivera are \_\_\_\_\_ Cuzco,  
and they're \_\_\_\_\_ Cuzco, too.



Name: Sofia Meyer  
Hometown: Chapeco, Brazil  
Current location:  
Vitoria, Brazil

4. Sofia is \_\_\_\_\_ Chapeco, but now  
she's \_\_\_\_\_ Vitoria.

5. Answer the questions with an affirmative or a negative statement. Write full statements, not short answers, and use subjects pronouns. Use a period after each statement.


- Is our teacher from Chicago? (No) No, she is not from Chicago.
- Are your friends in the United States? (Yes) \_\_\_\_\_
- Is your favorite book from Japan? (No) \_\_\_\_\_
- Are her grandparents in Italy? (No) \_\_\_\_\_
- Is Mr. Lim from South Korea? (Yes) \_\_\_\_\_
- Am I in Miami? (No) \_\_\_\_\_

6. Write questions and answers from the words. Use question marks and periods correctly.

- Where / Daniela / from (Paraguay)  
Q: Where's Daniela from? A: She's from Paraguay.
- Where / your grandparents / from (Portugal)  
Q: \_\_\_\_\_ A: \_\_\_\_\_
- Where / your sister (Mexico City)  
Q: \_\_\_\_\_ A: \_\_\_\_\_
- Where / his mom (Curitiba)  
Q: \_\_\_\_\_ A: \_\_\_\_\_
- Where / Jorge's mom / from (Manaus)  
Q: \_\_\_\_\_ A: \_\_\_\_\_
- Where / your grandfather (London)  
Q: \_\_\_\_\_ A: \_\_\_\_\_

7. Read the conversation. Then answer the questions.

- A** Who are they?  
**B** They're Luz and Georgia.  
**A** What's Luz's nationality?  
**B** She's Colombian.  
**A** And what about Georgia?  
**B** She's from the U.S.  
**A** Oh. She's American?  
**B** Yes, that's right.



1. What's Luz's nationality? **a.** She's Colombian. **b.** She's American.  
 2. Who is from Colombia? **a.** Luz. **b.** Georgia.  
 3. Is Georgia Colombian? **a.** Yes, she is. **b.** No, she isn't.  
 4. Where is Georgia from? **a.** She's from Colombia. **b.** She's from the U.S.

8. Unscramble the statements and questions.

1. is / she? / Who Who is she? 4. from / China. / She's \_\_\_\_\_  
 2. Nick? / about / What \_\_\_\_\_  
 3. right. / that's / Yes, \_\_\_\_\_ 5. his / What's / nationality? \_\_\_\_\_

9. Choose an appropriate response. Write a check mark.

1. **A** What's your nationality?  
 a.  I'm Turkish.  
 b.  He's American.  
 2. **A** What about Leon?  
 a.  Leon? He's from Mexico.  
 b.  Yes, that's right.  
 3. **A** They're from South Korea.  
 a.  Oh, they're Korean.  
 b.  She's Hana.  
 4. **A** Who are you?  
 a.  We're Elena and Juan.  
 b.  They're Elena and Juan.  
 5. **A** It's from China.  
 a.  What's its nationality?  
 b.  Oh, it's Chinese!

10. Complete the conversations about nationalities.

1. **A** Nancy, Where are you from \_\_\_\_\_?  
**B** Me? I'm from Australia. What \_\_\_\_\_ you, Carmen?  
**A** I'm from Italy.  
 2. **A** Is your grandma from Madrid?  
**B** No, \_\_\_\_\_. She's from Lisbon.  
**A** Oh, she's Portuguese.  
**B** \_\_\_\_\_ right.

# 4 Are we late?

1. Review the Vocabulary. Write your own study notes (or translation) for each word or phrase.

| Vocabulary             | My study notes | Vocabulary | My study notes | Vocabulary | My study notes |
|------------------------|----------------|------------|----------------|------------|----------------|
| It's twelve o'clock.   | _____          | Monday     | _____          | art        | _____          |
| It's one thirty.       | _____          | Tuesday    | _____          | English    | _____          |
| It's four forty-seven. | _____          | Wednesday  | _____          | geography  | _____          |
| early                  | _____          | Thursday   | _____          | gym        | _____          |
| on time                | _____          | Friday     | _____          | math       | _____          |
| late                   | _____          | Saturday   | _____          | science    | _____          |
|                        |                | Sunday     | _____          |            |                |

2. Look at this week's class schedule. Today is Monday. Complete Diana and Sophie's conversation about the schedule.

| This week's class schedule: Class 6B |         |           |           |           |         |
|--------------------------------------|---------|-----------|-----------|-----------|---------|
|                                      | Monday  | Tuesday   | Wednesday | Thursday  | Friday  |
| 7:45                                 | gym     | science   | science   | science   | gym     |
| 8:50                                 | math    | math      | math      | English   | math    |
| 9:55                                 | English | geography | geography | geography | math    |
| 11:00                                | Spanish | art       | Spanish   | art       | science |

### Reminder

Use the preposition **on** for days. Use the preposition **at** for times.

Diana: Sophie, what time is English class today?

Sophie: Today? English is (1) at \_\_\_\_\_ 9:55.

Diana: Are you sure?

Sophie: Today is (2) \_\_\_\_\_, right?

Diana: Yes. But English is at 8:50.

Sophie: No, it's not. English is at 8:50 (3) \_\_\_\_\_ Thursday.

Diana: And what day is science class this week?

Sophie: Science is on (4) \_\_\_\_\_, (5) \_\_\_\_\_, (6) \_\_\_\_\_, and (7) \_\_\_\_\_.

Diana: Really? (8) \_\_\_\_\_ is science on Tuesday?

Sophie: On Tuesday, science is (9) \_\_\_\_\_.

Diana: And is it at 7:45 on Wednesday and Thursday too?


Sophie: Let me check ... Yes, it is. But on Friday, science class is (10) \_\_\_\_\_.

Diana: One more question. (11) \_\_\_\_\_ is art class?

Sophie: Art class is (12) \_\_\_\_\_ Tuesday and (13) \_\_\_\_\_.

Diana: Really? What time?

Sophie: (14) \_\_\_\_\_ 11:00.



3. What time is it? Write the time on the digital clocks.



1. It's four thirty-three.



2. It's nine oh seven.




3. It's ten fifty-two.



4. It's five thirty.



5. It's one ten.



6. It's eleven twelve.

4. What time is it? Write the time in words. Use a period.



1. It's two thirty.



2. \_\_\_\_\_



3. \_\_\_\_\_



4. \_\_\_\_\_



5. \_\_\_\_\_



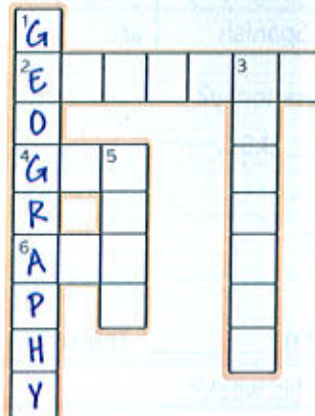
6. \_\_\_\_\_

5. Unscramble the school subjects. Complete the crossword.

Down ▼

Across ►

- 1. phageory
- 2. nishleg
- 3. siceen
- 4. mgy
- 5. hamt
- 6. rat




6. Look at the pictures. Are the students early, on time, or late? Complete each statement with a school subject and an expression of punctuality.



1. English class is at 8:00. John is late.



2. \_\_\_\_\_ class is at 11:00. Laura and Linda are \_\_\_\_\_.



3. \_\_\_\_\_ class is at 9:00. Peter and Paul are \_\_\_\_\_.

7. Read the conversation. Then answer the questions.

- A Hey, Matthew.  
 B Hey, Carol. What time is it?  
 A It's 10:30.  
 B 10:30? What time's English class?  
 A It's at 10:45.  
 B Are you sure?  
 A Yes, I am. It's OK. You're early.  
 B That's great!



1. Who's the boy?  
 a. Carol.  
 b. Matthew.
2. What time is it?  
 a. It's 10:30.  
 b. It's 10:45.
3. What time is English class?  
 a. At 10:30.  
 b. At 10:45.
4. Is Matthew late?  
 a. No, he's on time.  
 b. No, he's early.

8. Put the conversation in order. Write the numbers.

- \_\_\_ It's 3:40.  
 \_\_\_ It's at 3:30.  
 1 Hey, Greg.  
 \_\_\_ Oh, no! We're late.  
 \_\_\_ Hey, Amanda. What time is it?  
 \_\_\_ 3:40? What time is art class?



موسسه زبان دهخدا  
 dekhodaedu.com

9. Choose an appropriate response. Write a check mark.

1. What time's art class?  
 a. It's 2:25.  
 b. It's at 2:25.
2. What time is it now?  
 a. 10:30.  
 b. At 10:30.
3. Are we on time?  
 a. No, we're late.  
 b. Yes, we're late.
4. She's late again.  
 a. That's great!  
 b. Oh, no!
5. Oh, no! It's 4:00!  
 a. What time is it?  
 b. It's OK. Class is at 4:15 today.
6. It's 1:00.  
 a. Are we on time for math?  
 b. Hey, Millie.

10. Unscramble the statements and questions.

1. 2:20. / at / It's It's at 2:20.
2. math / time's / What / class? \_\_\_\_\_
3. you / sure? / Are \_\_\_\_\_
4. on / Are / time? / we \_\_\_\_\_
5. OK. / It's \_\_\_\_\_
6. early. / You're \_\_\_\_\_
7. it? / is / time / What \_\_\_\_\_

# The new girl is very cute!

1. Review the Vocabulary. Write your own study notes (or translation) for each word or phrase.

| Vocabulary | My study notes | Vocabulary    | My study notes | Vocabulary | My study notes |
|------------|----------------|---------------|----------------|------------|----------------|
| cute       | _____          | black hair    | _____          | man        | _____          |
| handsome   | _____          | blond hair    | _____          | men        | _____          |
| old        | _____          | brown hair    | _____          | woman      | _____          |
| pretty     | _____          | gray hair     | _____          | women      | _____          |
| tall       | _____          | red hair      | _____          | boy        | _____          |
| short      | _____          | curly hair    | _____          | girl       | _____          |
| young      | _____          | straight hair | _____          | friend     | _____          |
| blue eyes  | _____          | wavy hair     | _____          | very       | _____          |
| brown eyes | _____          | long hair     | _____          | or         | _____          |
| green eyes | _____          | short hair    | _____          |            |                |

2. Look at the pictures. Write check marks in the chart.

|               |  |  |  |  |  |  |  |
|---------------|-------------------------------------------------------------------------------------|-------------------------------------------------------------------------------------|-------------------------------------------------------------------------------------|--------------------------------------------------------------------------------------|---------------------------------------------------------------------------------------|---------------------------------------------------------------------------------------|---------------------------------------------------------------------------------------|
|               | Leona                                                                               | Peter                                                                               | Nancy                                                                               | Marina                                                                               | Liliana                                                                               | Pedro                                                                                 | Sergio                                                                                |
| long hair     | ✓                                                                                   |                                                                                     |                                                                                     |                                                                                      |                                                                                       |                                                                                       |                                                                                       |
| short hair    |                                                                                     |                                                                                     |                                                                                     |                                                                                      |                                                                                       |                                                                                       |                                                                                       |
| curly hair    |                                                                                     |                                                                                     |                                                                                     |                                                                                      |                                                                                       |                                                                                       |                                                                                       |
| straight hair |                                                                                     |                                                                                     |                                                                                     |                                                                                      |                                                                                       |                                                                                       |                                                                                       |
| wavy hair     | ✓                                                                                   |                                                                                     |                                                                                     |                                                                                      |                                                                                       |                                                                                       |                                                                                       |

3. Use the chart in Exercise 2 to write sentences about the people.

- Leona's hair is long and wavy \_\_\_\_\_.
- Peter's hair \_\_\_\_\_.
- Nancy's hair \_\_\_\_\_.
- Marina's hair \_\_\_\_\_.
- Liliana and Pedro's hair \_\_\_\_\_.
- Sergio's hair \_\_\_\_\_.



#### 4. Look at the photos of the people in Exercise 2. Write the names of the people.

- Who are the women? Leona, \_\_\_\_\_, \_\_\_\_\_, and \_\_\_\_\_.
- Who are the men? \_\_\_\_\_, and \_\_\_\_\_.
- Who is a little boy? \_\_\_\_\_.
- Who is really young? \_\_\_\_\_.
- Who is old? \_\_\_\_\_, \_\_\_\_\_, and \_\_\_\_\_.

#### 5. Rewrite each statement with the noun.

- He's old. (man) He's an old man.
- She's short. (woman) \_\_\_\_\_
- She's cute. (girl) \_\_\_\_\_
- We're new. (students) \_\_\_\_\_
- They're tall. (boys) \_\_\_\_\_

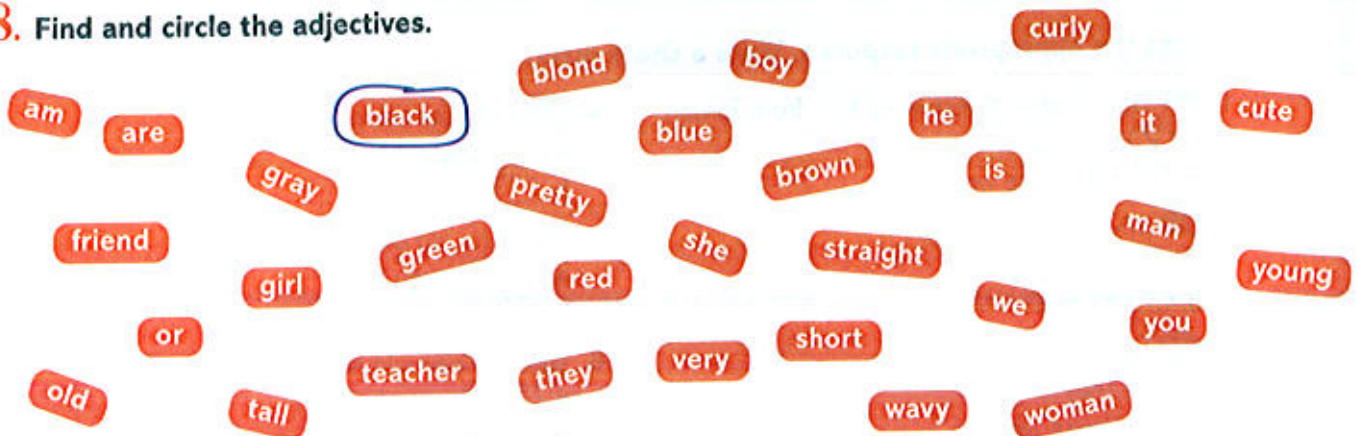
#### 6. Rewrite the statements and questions. Use the intensifier very.

- Ms. Power is old. Ms. Power is very old.
- Mayra's sisters are short. \_\_\_\_\_
- Is your father tall? \_\_\_\_\_
- Paul's girlfriend is cute. \_\_\_\_\_
- They aren't young. \_\_\_\_\_
- His hair isn't curly or long. \_\_\_\_\_
- They're late. \_\_\_\_\_
- Are we early? \_\_\_\_\_

#### 7. Unscramble the questions. Use the words in (parentheses) to write answers.

- her / What / are / color / eyes?  
Q: What color are her eyes?  
A: They're blue. (blue)
- short? / long / hair / dad's / Is / your / or  
Q: \_\_\_\_\_  
A: \_\_\_\_\_ (short)
- very / grandparents / your / Are / old?  
Q: \_\_\_\_\_  
A: \_\_\_\_\_ (no / young)
- curly? / brother's / Is / your / hair  
Q: \_\_\_\_\_  
A: \_\_\_\_\_ (no / straight)
- mom's / color / What / are / eyes? / your  
Q: \_\_\_\_\_  
A: \_\_\_\_\_ (green)
- long? / hair / your / Is / girlfriend's  
Q: \_\_\_\_\_  
A: \_\_\_\_\_ (no / short)

#### 8. Find and circle the adjectives.



How many adjectives? \_\_\_\_\_

9. Read the conversation. Then answer the questions with short answers.

- A** Guess whol He's very cute!
- B** OK! What color are his eyes?
- A** His eyes? They're brown.
- B** And what about his hair? Is it brown or blond?
- A** It's brown. Who is it?
- B** Is it Victor?
- A** No, it isn't. You're wrong!
- B** Well, is it Justin?
- A** Yes, it is. You're right!



1. Are Victor's eyes brown? Yes, they are.
2. Are Justin's eyes brown? \_\_\_\_\_
3. Is Victor cute? \_\_\_\_\_
4. Is Justin cute? \_\_\_\_\_
5. Is Victor's hair blond? \_\_\_\_\_
6. Is Justin's hair blond? \_\_\_\_\_
7. Is it Victor? \_\_\_\_\_
8. Is it Justin? \_\_\_\_\_

10. Put the conversations in order. Write the numbers.

- |                                                         |                                                       |
|---------------------------------------------------------|-------------------------------------------------------|
| 1. ___ No, it's short.                                  | 2. ___ Is it Edward?                                  |
| ___ Well, are her eyes green?                           | ___ His hair? It's straight and long. Who is it?      |
| ___ No. You're wrong. Too bad!                          | ___ Is he very tall?                                  |
| ___ Yes, they are. Her eyes are very pretty.            | ___ Yes, it is.                                       |
| <u>1</u> Hey, Brad. She's my new girlfriend. Guess whol | ___ No, he's not tall or short.                       |
| ___ Is her hair long?                                   | ___ Guess whol He's a new boy.                        |
| ___ Is it Alison?                                       | ___ OK. What about his hair? Is it curly or straight? |

11. Choose the appropriate response. Write a check mark.

- |                                                      |                           |
|------------------------------------------------------|---------------------------|
| 1.  Hey, Charlie. Guess whol He's from Taiwan.       | 4.  Is it your mom?       |
| a. <input checked="" type="checkbox"/> Is it Martin? | a.  She's very tall.      |
| b.  No. You're wrong.                                | b.  Yes, it is.           |
| 2.  What color is his hair?                          | 5.  Is he old or young?   |
| a.  They're brown.                                   | a.  Are you sure?         |
| b.  It's red.                                        | b.  He's young.           |
| 3.  What about his eyes?                             | 6.  The new girl is cute. |
| a.  They're brown.                                   | a.  Oh yeah?              |
| b.  You're wrong.                                    | b.  Guess whol            |

# 6 Today's my birthday!

1. Review the Vocabulary. Write your own study notes (or translation) for each word or phrase.

| Vocabulary       | My study notes | Vocabulary  | My study notes | Vocabulary     | My study notes |
|------------------|----------------|-------------|----------------|----------------|----------------|
| a concert        | _____          | first       | _____          | nineteenth     | _____          |
| a game           | _____          | second      | _____          | twentieth      | _____          |
| a movie          | _____          | third       | _____          | twenty-first   | _____          |
| a party          | _____          | fourth      | _____          | twenty-second  | _____          |
| a birthday party | _____          | fifth       | _____          | twenty-third   | _____          |
| January          | _____          | sixth       | _____          | twenty-fourth  | _____          |
| February         | _____          | seventh     | _____          | twenty-fifth   | _____          |
| March            | _____          | eighth      | _____          | twenty-sixth   | _____          |
| April            | _____          | ninth       | _____          | twenty-seventh | _____          |
| May              | _____          | tenth       | _____          | twenty-eighth  | _____          |
| June             | _____          | eleventh    | _____          | twenty-ninth   | _____          |
| July             | _____          | twelfth     | _____          | thirtieth      | _____          |
| August           | _____          | thirteenth  | _____          | thirty-first   | _____          |
| September        | _____          | fourteenth  | _____          |                |                |
| October          | _____          | fifteenth   | _____          |                |                |
| November         | _____          | sixteenth   | _____          |                |                |
| December         | _____          | seventeenth | _____          |                |                |
|                  |                | eighteenth  | _____          |                |                |

2. Look at the pictures. Complete the statements with entertainment events.



1. My brother's birthday party \_\_\_\_\_ is on Saturday, June 5.



2. Lady Gaga's \_\_\_\_\_ is in March.



3. The Brazil-Canada \_\_\_\_\_ is on Sunday at 3:00.



4. The \_\_\_\_\_ Titanic is today at 1:00.

## 3. Circle the months of the year.

H MARCH PARTY JUNE BIRTHDAY SEPTEMBER PEDK DECEMBER KE GAME FEBRUARY SHED MAYN  
 AUGUST PARTY P NOVEMBER DAY PA JANUARY PEDK APRIL HELLO JULY THE OCTOBER

## 4. Write the number and its ordinal number.

|    | Number | Ordinal             |
|----|--------|---------------------|
| 1. | 31     | <u>thirty-one</u>   |
| 2. | 23     | <u>thirty-first</u> |
| 3. | 14     | _____               |
| 4. | 19     | _____               |
| 5. | 2      | _____               |

|     | Number | Ordinal |
|-----|--------|---------|
| 6.  | 5      | _____   |
| 7.  | 16     | _____   |
| 8.  | 28     | _____   |
| 9.  | 7      | _____   |
| 10. | 18     | _____   |

5. Complete the conversations. Write questions with *How old*. Write answers with contractions. Write the numbers in words.1. A: How old is her sister \_\_\_\_\_? (her sister)B: She's sixteen years old (16).

2. A: \_\_\_\_\_?

(his brothers)

B: Jake \_\_\_\_\_ (12) and

Craig \_\_\_\_\_ (15).

3. A: \_\_\_\_\_? (you)

B: Me? I \_\_\_\_\_ (13).

4. A: \_\_\_\_\_?

(Ms. Boyle's students)

B: They \_\_\_\_\_ (12).

5. A: \_\_\_\_\_? (our grandparents)

B: Grandpa \_\_\_\_\_ (53) and

Grandma \_\_\_\_\_ (51).

6. A: \_\_\_\_\_? (his mother)

B: She \_\_\_\_\_ (36).

6. Complete the sentences with *in*, *on*, or *at*.

- The class party is in May.
- My friend's birthday party is \_\_\_\_\_ Saturday \_\_\_\_\_ 8:30.
- The game is \_\_\_\_\_ 1:00 today.
- The *Harry Potter* movie is \_\_\_\_\_ Friday.
- The Beyoncé concert is \_\_\_\_\_ November 3rd.
- The Bruno Mars concert is \_\_\_\_\_ 7:00 \_\_\_\_\_ March 31st.

## Reminder

Use at for times.

7. Read the conversation. Then complete each statement.

- A Hello?  
 B Hi, James. It's Nola. How are you?  
 A Great, thanks.  
 B Hey, James. When's the movie *Hugo*?  
 A *Hugo*? Just a minute. Let me check. ...  
 It's on November 6th. At eight thirty.  
 B November 6th. That's Saturday, right?  
 A That's right.  
 B Great! See you on Saturday!



1. The movie is ...  
 a. November.  
 b. *Hugo*.  
 c. great.
2. The movie is on ...  
 a. November.  
 b. 8:30.  
 c. Saturday.
3. The movie is at ...  
 a. November.  
 b. 8:30.  
 c. Saturday.
4. The movie is on ...  
 a. November 6th.  
 b. November.  
 c. *Hugo*.

8. Choose the appropriate response. Write a check mark.

1. Hello?  
 a.  Hi. It's Marty.  
 b.  That's right.
2. How are you?  
 a.  Great, thanks.  
 b.  Hi. It's Vicky.
3. When's the Shakira concert?  
 a.  Great, thanks.  
 b.  Just a minute. Let me check.
4. On July 15th?  
 a.  See you on July 15th!  
 b.  Yes. That's right.
5. The game is on Sunday at 2:00.  
 a.  On Sunday at 2:00?  
 b.  Just a minute. Let me check.
6. The party is on Friday at 9:00.  
 a.  Thanks. See you on Friday!  
 b.  When's the party?

9. Put the conversation in order.  
 Write the numbers.

- \_\_\_ Thanks, Shanel! See you at 3:00!
- \_\_\_ Just a minute. Let me check. ...  
 It's today at 3:00.
- \_\_\_ 1 Hello?
- \_\_\_ I'm great, thanks.
- \_\_\_ Shane, when's the movie *Madagascar*?
- \_\_\_ Hello, Shane. It's Ali. How are you?
- \_\_\_ Today?
- \_\_\_ That's right.

10. Complete the conversation.

- A: (1) Hello \_\_\_\_\_ ?
- B: Hi, Ivan. (2) \_\_\_\_\_ Lance. How are you?
- A: (3) \_\_\_\_\_, thanks.
- B: Hey, Ivan. (4) \_\_\_\_\_ the Bruno Mars concert?
- A: (5) \_\_\_\_\_ a minute. Let me  
 (6) \_\_\_\_\_ . ... It's (7) \_\_\_\_\_ Saturday  
 (8) \_\_\_\_\_ 3:00.
- B: (9) \_\_\_\_\_ 3:00?
- A: That's (10) \_\_\_\_\_ .
- B: Thanks! (11) \_\_\_\_\_ on Saturday!

# Here. Use my phone.

1. Review the Vocabulary. Write your own study notes (or translation) for each word or phrase.

| Vocabulary                   | My study notes | Vocabulary    | My study notes | Vocabulary | My study notes |
|------------------------------|----------------|---------------|----------------|------------|----------------|
| a living room                | _____          | a bathroom    | _____          | be         | _____          |
| a sofa                       | _____          | a shower      | _____          | call       | _____          |
| a chair                      | _____          | a bathtub     | _____          | do         | _____          |
| a kitchen                    | _____          | a toilet      | _____          | listen     | _____          |
| a fridge /<br>a refrigerator | _____          | a backpack    | _____          | look       | _____          |
| a sink                       | _____          | a phone       | _____          | read       | _____          |
| a bedroom                    | _____          | a pencil case | _____          | speak      | _____          |
| a bed                        | _____          | an MP3 player | _____          | use        | _____          |
| a desk                       | _____          | homework      | _____          | write      | _____          |

2. Look at the picture below. Label the rooms and the furniture.

- |                   |                 |          |          |
|-------------------|-----------------|----------|----------|
| a. <u>bedroom</u> | 1. <u>a bed</u> | 4. _____ | 7. _____ |
| b. _____          | 2. _____        | 5. _____ | 8. _____ |
| c. _____          | 3. _____        | 6. _____ | 9. _____ |
| d. _____          |                 |          |          |

3. Write sentences about the things, people, and places in the picture in Exercise 2. Use the correct prepositions *in*, *on*, or *under*.

- The man is in the bathtub.  
(man / bathtub)
- \_\_\_\_\_  
(backpack / desk)
- \_\_\_\_\_  
(shower / bathroom)
- \_\_\_\_\_  
(book / desk)
- \_\_\_\_\_  
(phone / bed)
- \_\_\_\_\_  
(notebook / fridge)
- \_\_\_\_\_  
(sofa / living room)
- \_\_\_\_\_  
(boy / kitchen)



4. Look at the picture. Complete each statement with the correct preposition.

1. Angela is on her bed in her room.
2. Her MP3 player is \_\_\_\_\_ the bed.
3. Her backpack is \_\_\_\_\_ the desk.
4. Her pencil case is \_\_\_\_\_ the desk, too.
5. The notebook is \_\_\_\_\_ her backpack.
6. The pens and pencils are \_\_\_\_\_ the table.



5. Where are the people? Write answers to each question. Use *at home*, *at school*, or *at work*.



1. Where is Tom's mom?

She's at work.



2. Where are they?



3. Where are they?

6. Look at the pictures. Write affirmative or negative commands. Use the verbs in the box.

do do listen read use use



1. Don't use your phone in class.



2. \_\_\_\_\_ your book now.



3. \_\_\_\_\_ your phone at home, not at school.



4. \_\_\_\_\_ your homework on your desk.



5. \_\_\_\_\_ to your MP3 player here.



6. \_\_\_\_\_ your homework on your bed.

7. Read the conversation. Then complete a new conversation, according to the pictures.

- A Oh, no!
- B What's wrong?
- A Where's my backpack?
- B Maybe it's in the kitchen. Look there.
- A Great idea. ... Here it is. Under the table.
- B Oh, that's good.



A: Oh, no!

B: What's wrong?


















A: Where's my (1)  phone \_\_\_\_\_ ?

B: Maybe it's in (2)  \_\_\_\_\_. Look there.

A: Great idea. ... Here it is! On (3)  \_\_\_\_\_.

B: That's good!

8. Choose the appropriate response. Write a check mark.

- |                                                                                                                 |                                                                                                                          |
|-----------------------------------------------------------------------------------------------------------------|--------------------------------------------------------------------------------------------------------------------------|
| 1.  Where's your MP3 player? | 4.  Here they are!                    |
| a. <input checked="" type="checkbox"/> Under the bed.                                                           | a.  In your backpack.                 |
| b.  What's wrong?            | b.  Oh, that's good.                  |
| 2.  It's in your backpack.   | 5.  What's wrong?                     |
| a.  Good idea.               | a.  Where's my homework?              |
| b.  That's great.            | b.  It's in the kitchen.              |
| 3.  Look there.              | 6.  Where's your sister's MP3 player? |
| a.  OK.                      | a.  Maybe it's at school.             |
| b.  It's under the bed.      | b.  Oh, no!                           |

9. Complete the statements and questions.

- A Oh, n o!
- B \_\_\_\_\_ ' \_\_\_\_\_ wrong?
- A Where's \_\_\_\_\_ phone?
- B Maybe \_\_\_\_\_ ' \_\_\_\_\_ in your \_\_\_\_\_ room. Look \_\_\_\_\_.
- A \_\_\_\_\_ idea. Here it is. \_\_\_\_\_ the bed.
- B Oh, that's \_\_\_\_\_.



موسسه زبان دهخدا  
dehkhodaedu.com



# 8 It's really sunny now!

1. Review the Vocabulary. Write your own study notes (or translation) for each word or phrase.

| Vocabulary | My study notes | Vocabulary       | My study notes |
|------------|----------------|------------------|----------------|
| cloudy     | _____          | go to the beach  | _____          |
| cold       | _____          | go to the mall   | _____          |
| hot        | _____          | go to the park   | _____          |
| rainy      | _____          | play video games | _____          |
| sunny      | _____          | stay home        | _____          |
| windy      | _____          | watch TV         | _____          |

2. Unscramble the words.

- |                       |                |               |                 |
|-----------------------|----------------|---------------|-----------------|
| 1. nsnyu <u>sunny</u> | 4. tho _____   | 7. krpa _____ | 10. thwac _____ |
| 2. yrnia _____        | 5. dloc _____  | 8. lmla _____ | 11. ypal _____  |
| 3. iwydn _____        | 6. cheba _____ | 9. ysta _____ | 12. moeh _____  |

3. Complete the statements about the pictures.

1. What's the weather like there today?

Not great. It's really cloudy and \_\_\_\_\_ today.

2. So, what's the weather like in Toronto?

Well, it's really \_\_\_\_\_ today.

3. So, what's the weather like in Taipei?

Bad! It's \_\_\_\_\_ today.

4. Is the weather OK in Los Angeles today?

It's OK. But it's very \_\_\_\_\_.


#### 4. Choose the correct phrase to complete each statement.

- Hey, let's ... today. It's so nice and sunny!
  - go to the mall
  - go to the beach**
  - stay home
- Don't ... today. It's really cloudy and cold.
  - go to the park
  - stay at home
  - watch TV
- There's no class tomorrow. Let's ...
  - do our homework.
  - go to school.
  - go to the mall.
- The teacher is here. ...
  - Listen to your MP3 player.
  - Listen carefully.
  - Use your phone.

#### 5. Choose the correct suggestion with *Let's*.

- The weather is great today! Let's stay home / not stay home and watch TV.
- It's so cloudy and cold today. Let's go / not go to the beach.
- It's hot, but it's very rainy. Let's go / not go to the park.
- What a beautiful day! Let's go / not go to the beach.

#### 6. Complete the conversations with *Let's* or *Let's not*.



7. Read the conversation. Then put the following conversation in order. Write the numbers.

- A What's wrong?  
 B I'm bored.  
 A Me, too. Hey, let's go to the mall. OK?  
 B Let's not. It's really sunny outside!  
 A Well, then. Let's go to the park.  
 B That's a good idea!



- \_\_\_ Well, then. Let's go to the beach.  
 \_\_\_ Let's not. It's sunny and beautiful outside!  
 1 What's wrong?  
 \_\_\_ Great idea!  
 \_\_\_ Let's play video games. OK?  
 \_\_\_ I'm bored.

8. Choose the appropriate response. Write a check mark.

1. What's wrong?  
 a.  I'm bored.  
 b.  That's a good idea!
2. It's really windy outside.  
 a.  Let's not.  
 b.  Let's not go to the beach.
3. Hey, let's watch TV!  
 a.  Let's not.  
 b.  Me, too.
4. Hey, let's go to the beach.  
 a.  That's a good idea!  
 b.  Well, then. Let's stay home.

9. Complete the conversations, according to the pictures.



Dan: What's wrong?

Jo: I'm bored.

Dan: Me, too. Hey, let's go to the mall today.

Jo: Let's not. It's \_\_\_\_\_ outside!

Dan: OK, then. Let's \_\_\_\_\_.

Jo: That's a good idea!



Clare: Hey, \_\_\_\_\_, OK?

Pete: Let's not. \_\_\_\_\_ outside!

Clare: OK, then. Let's go to the mall.


Pete: That's a good idea!

# 9 There's a school next door.

1. Review the Vocabulary. Write your own study notes (or translation) for each word or phrase.

| Vocabulary                               | My study notes | Vocabulary            | My study notes |
|------------------------------------------|----------------|-----------------------|----------------|
| on Main Street                           | _____          | a bus stop            | _____          |
| in front of the school                   | _____          | a hotel               | _____          |
| across the street                        | _____          | a house               | _____          |
| across the street from the school        | _____          | a restaurant          | _____          |
| down the street                          | _____          | a store               | _____          |
| down the street from the school          | _____          | a movie theater       | _____          |
| around the corner                        | _____          | an apartment building | _____          |
| around the corner from the school        | _____          |                       |                |
| next door                                | _____          |                       |                |
| next to the school                       | _____          |                       |                |
| between the tall building and the school | _____          |                       |                |

2. Look at the map. Write the names of the places on the lines.



1. hotel \_\_\_\_\_

2. \_\_\_\_\_

3. \_\_\_\_\_

4. \_\_\_\_\_

5. \_\_\_\_\_

6. \_\_\_\_\_

7. \_\_\_\_\_

8. \_\_\_\_\_

9. \_\_\_\_\_

**3. Complete each statement with the correct expression of location, according to the information in the map in Exercise 2.**

across the street from    across the street from    between    down the street from  
down the street from    in front of    ~~next to~~    next to    next to    next to

1. The restaurant is next to the school.
2. The store is \_\_\_\_\_ the restaurant.
3. The restaurant is \_\_\_\_\_ the school and the store.
4. The movie theater is \_\_\_\_\_ the school and the restaurant.
5. The movie theater is \_\_\_\_\_ the apartment building.
6. The store is \_\_\_\_\_ the apartment building and the movie theater.
7. The school is \_\_\_\_\_ the store.
8. The bus stop is \_\_\_\_\_ the mall.
9. The park is \_\_\_\_\_ the red house.
10. The hotel is \_\_\_\_\_ the mall.

**4. Complete the paragraph about New City with *there is* and *there are*.**

(1) There are two stores on Winston Street in New City. And (2) \_\_\_\_\_ a mall around the corner. Down the street from the mall, (3) \_\_\_\_\_ a bus stop. (4) \_\_\_\_\_ a small hotel on the street next door to our school. And (5) \_\_\_\_\_ a park across the street from the school. (6) \_\_\_\_\_ lots of tall buildings in New City.



**5. Write *yes* / *no* questions and short answers with *there is* / *there are*.**

1. on your street? / there / Is / an apartment building (No)  
Is there an apartment building on your street? No, there isn't.
2. big hotels / there / in Mexico City? / Are (Yes)  
\_\_\_\_\_
3. movie theaters / Are / there / in the neighborhood? (Yes)  
\_\_\_\_\_
4. there / a bus stop / around the corner / Is / from your house? (Yes)  
\_\_\_\_\_
5. good restaurants / there / Are / on your street? (No)  
\_\_\_\_\_
6. to the mall? / a movie theater / there / next door / Is (No)  
\_\_\_\_\_


6. Complete each conversation with a question with *How many*.

1. A: How many bus stops are there on Green Street?  
B: There are two bus stops on Green Street.
2. A: \_\_\_\_\_  
B: There's one store in the neighborhood.
3. A: \_\_\_\_\_  
B: There are three restaurants next door to the school.
4. A: \_\_\_\_\_  
B: There are ten movie theaters in the mall.
5. A: \_\_\_\_\_  
B: There are 35 students in my English class.
6. A: \_\_\_\_\_  
B: There are 31 days in March!

7. Read the conversation. Then put the following conversation in order. Write the numbers.

- A** Where are you?  
**B** Guess!  
**A** OK. Is there a hotel next door?  
**B** Yes, there is.  
**A** Is there a school across the street?  
**B** No, there isn't.  
**A** I know! You're at Mario's Pizzeria!  
**B** You're right!

- \_\_\_ I know! You're at the language school.  
 \_\_\_ Guess!  
 \_\_\_ You're right.  
 \_\_\_ Yes, there is.  
 \_\_\_ OK. Is there a restaurant down the street?  
 \_\_\_ I Where are you?



8. Choose an appropriate response. Write a check mark.

1. **A** What's your neighborhood like?  
 a.  It's very nice.  
 b.  Well, it's a big city.
2. **A** Is there a park across the street from the school?  
 a.  The park is very big.  
 b.  No, it's down the street from the movie theater.
3. **A** I know! You're at the park!  
 a.  That's right!  
 b.  Guess!
4. **A** Where are you?  
 a.  In front of the apartment building.  
 b.  Guess who!

# 10 Look at those black jeans!

1. Review the Vocabulary. Write your own study notes (or translation) for each word.

| Vocabulary | My study notes | Vocabulary | My study notes |
|------------|----------------|------------|----------------|
| a blouse   | _____          | black      | _____          |
| a dress    | _____          | blue       | _____          |
| a jacket   | _____          | brown      | _____          |
| a shoe     | _____          | gray       | _____          |
| shoes      | _____          | green      | _____          |
| a shirt    | _____          | orange     | _____          |
| a skirt    | _____          | purple     | _____          |
| a sweater  | _____          | red        | _____          |
| a T-shirt  | _____          | white      | _____          |
| jeans      | _____          | yellow     | _____          |
| pants      | _____          |            |                |
| shorts     | _____          |            |                |



2. Write the color.

1. black + white = gray
2. blue + \_\_\_\_\_ = purple
3. yellow + blue = \_\_\_\_\_
4. red + \_\_\_\_\_ = orange

3. Unscramble the names of the clothes. Write them on the lines.

1. a hits a s h i r t
2. a kectaj \_\_\_\_\_
3. a srkit \_\_\_\_\_
4. a tewresa \_\_\_\_\_
5. a heso \_\_\_\_\_
6. hosse \_\_\_\_\_
7. a beulos \_\_\_\_\_
8. a sedrs \_\_\_\_\_
9. ntpas \_\_\_\_\_
10. janse \_\_\_\_\_
11. tssrho \_\_\_\_\_



4. Complete each *which* question. Complete each answer with *one* or *ones*.

- 1. A: Which sweater is OK for this weather?  
B: The big red one.
- 2. A: \_\_\_\_\_ skirt \_\_\_\_\_ perfect for your mom?  
B: The blue and white \_\_\_\_\_.
- 3. A: \_\_\_\_\_ dress \_\_\_\_\_ your sister's dress?  
B: The old green \_\_\_\_\_.
- 4. A: \_\_\_\_\_ blouse \_\_\_\_\_ too expensive?  
B: The white \_\_\_\_\_ next to those jackets.
- 5. A: \_\_\_\_\_ pants \_\_\_\_\_ for the party?  
B: The gray \_\_\_\_\_.
- 6. A: \_\_\_\_\_ shoes \_\_\_\_\_ your favorite?  
B: The cute yellow \_\_\_\_\_.

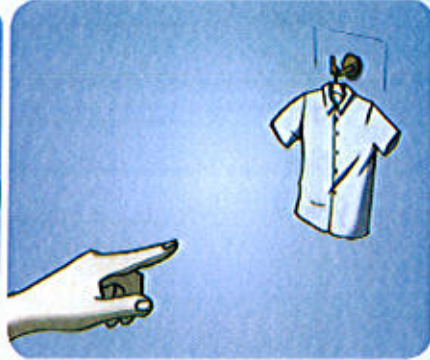
5. Complete the statements and questions with *this*, *that*, *these*, or *those*.

**Reminder**

Use a capital letter for the first word of sentences.



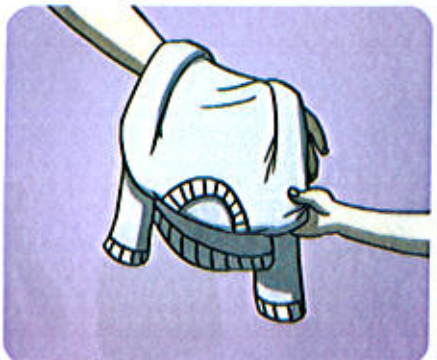
1. These shoes are really cute.



2. \_\_\_\_\_ shirt is great.



3. \_\_\_\_\_ sweaters are too expensive for school.



4. \_\_\_\_\_ white sweater is nice.



5. \_\_\_\_\_ pants are cool, but they're too old.



6. \_\_\_\_\_ new shirt is so cool.



7. \_\_\_\_\_ dress is my favorite.



8. Is \_\_\_\_\_ awesome jacket your school jacket?



9. Are \_\_\_\_\_ shoes your mom's shoes or your shoes?



6. Read the conversation. Then choose an appropriate response.  
Write a check mark.







- A That jacket is so nice!  
B This jacket?  
A Yeah. It's great. And those green shoes are awesome!  
B Thanks!  
A You're welcome.



1. A Thanks!  
a. Yeah. It's great.  
b.  You're welcome.
2. A Those green jeans are perfect.  
a. Thanks!  
b. You're welcome.
3. A This jacket?  
a. Thanks!  
b. Yeah.
4. A Those shoes are so cool!  
a. Thanks!  
b. You're welcome.
5. A That blouse is awesome!  
a. This blouse?  
b. You're welcome.

7. Complete the conversations. Change the clothes, according to the pictures.  
Choose a positive adjective.

awesome cool nice great

1. A: That skirt  is so great!  
B: This \_\_\_\_\_?  
A: Yeah. It's great. And those \_\_\_\_\_  are \_\_\_\_\_!  
B: Thanks!  
A: You're welcome.
2. A: Those red \_\_\_\_\_  are so \_\_\_\_\_!  
B: These \_\_\_\_\_?  
A: Yeah. They're great. And that \_\_\_\_\_  is \_\_\_\_\_!  
B: Thanks!  
A: You're welcome.
3. A: That \_\_\_\_\_  is so \_\_\_\_\_!  
B: This \_\_\_\_\_?  
A: Yeah. It's great. And that \_\_\_\_\_  is \_\_\_\_\_!  
B: Thanks!  
A: You're welcome.

# I can do that!

1. Review the Vocabulary. Write your own study notes (or translation) for each word or phrase.

| Vocabulary      | My study notes | Vocabulary      | My study notes |
|-----------------|----------------|-----------------|----------------|
| cook            | _____          | play the drums  | _____          |
| dance           | _____          | play the piano  | _____          |
| draw            | _____          | play the guitar | _____          |
| play basketball | _____          | ride a bike     | _____          |
| play soccer     | _____          | ride a horse    | _____          |
| play volleyball | _____          | sing            | _____          |
| swim            | _____          |                 |                |

2. Unscramble the Vocabulary. Write the words in the boxes. Then copy the letters with numbers into the boxes at the end. What's the secret message?

a. GINS      

|   |   |   |   |   |   |
|---|---|---|---|---|---|
| 1 | S | I | 2 | N | G |
|---|---|---|---|---|---|

b. DEANC      

|  |  |  |   |  |
|--|--|--|---|--|
|  |  |  | 3 |  |
|--|--|--|---|--|

c. WADR      

|  |  |   |  |
|--|--|---|--|
|  |  | 4 |  |
|--|--|---|--|

d. MWSI      

|  |  |   |  |
|--|--|---|--|
|  |  | 5 |  |
|--|--|---|--|

e. COKO      

|  |   |  |  |
|--|---|--|--|
|  | 6 |  |  |
|--|---|--|--|

f. PALY HET IGTUAR      

|  |   |  |  |
|--|---|--|--|
|  | 7 |  |  |
|--|---|--|--|

|  |  |  |  |
|--|--|--|--|
|  |  |  |  |
|--|--|--|--|

|   |   |  |  |  |  |
|---|---|--|--|--|--|
| 8 | 9 |  |  |  |  |
|---|---|--|--|--|--|

g. LAYP HET ANPOI      

|  |  |    |  |
|--|--|----|--|
|  |  | 10 |  |
|--|--|----|--|

|  |  |  |  |
|--|--|--|--|
|  |  |  |  |
|--|--|--|--|

|  |  |  |    |  |
|--|--|--|----|--|
|  |  |  | 11 |  |
|--|--|--|----|--|

h. PALY HET RUDSM      

|    |  |  |  |
|----|--|--|--|
| 12 |  |  |  |
|----|--|--|--|

|  |  |  |  |
|--|--|--|--|
|  |  |  |  |
|--|--|--|--|

|  |  |  |  |
|--|--|--|--|
|  |  |  |  |
|--|--|--|--|

i. LAPY CSECRO      

|  |  |  |  |
|--|--|--|--|
|  |  |  |  |
|--|--|--|--|

|  |  |  |  |    |  |
|--|--|--|--|----|--|
|  |  |  |  | 13 |  |
|--|--|--|--|----|--|

j. LAPY LELVOALYBL      

|  |  |  |  |
|--|--|--|--|
|  |  |  |  |
|--|--|--|--|

|  |  |  |  |    |  |  |  |
|--|--|--|--|----|--|--|--|
|  |  |  |  | 14 |  |  |  |
|--|--|--|--|----|--|--|--|

k. PALY SAALEBLBTK      

|  |  |  |    |
|--|--|--|----|
|  |  |  | 15 |
|--|--|--|----|

|  |  |  |  |  |  |  |  |
|--|--|--|--|--|--|--|--|
|  |  |  |  |  |  |  |  |
|--|--|--|--|--|--|--|--|

l. IRDE A EBKI      

|  |  |  |  |
|--|--|--|--|
|  |  |  |  |
|--|--|--|--|

|  |  |  |  |    |  |
|--|--|--|--|----|--|
|  |  |  |  | 16 |  |
|--|--|--|--|----|--|

m. IERD A SOEHR      

|  |  |  |  |
|--|--|--|--|
|  |  |  |  |
|--|--|--|--|

|  |  |  |  |    |  |    |  |
|--|--|--|--|----|--|----|--|
|  |  |  |  | 17 |  | 18 |  |
|--|--|--|--|----|--|----|--|

|    |   |   |
|----|---|---|
|    |   |   |
| 15 | 6 | 9 |

|   |    |   |
|---|----|---|
|   |    | N |
| 3 | 10 | 2 |

|    |    |    |   |    |
|----|----|----|---|----|
|    |    |    |   |    |
| 18 | 12 | 14 | 4 | 16 |

|    |    |   |   |   |   |    |   |
|----|----|---|---|---|---|----|---|
|    |    |   |   |   | S |    | ! |
| 13 | 11 | 8 | 7 | 5 | 1 | 17 |   |

3. Look at the pictures. Complete each statement.



1. Don't COOK \_\_\_\_\_ today.  
Let's go to a restaurant, OK?



2. Can you \_\_\_\_\_?



3. What a great day! Let's \_\_\_\_\_.



4. Hey, can you \_\_\_\_\_?



5. Sorry! My brother can't \_\_\_\_\_!



6. Hey, you can \_\_\_\_\_ really well!

4. Look at the pictures. Complete each statement with *can* or *can't* and a verb.



1. She can't speak \_\_\_\_\_ French.



2. he \_\_\_\_\_ at all.



3. They \_\_\_\_\_ volleyball very well.



4. He \_\_\_\_\_ the guitar really well.

5. Complete each sentence with *can* or *can't*.

1. I can play the piano well, and I can play the guitar well, too.
2. You \_\_\_\_\_ ride a horse really well, but you \_\_\_\_\_ ride a bicycle at all.
3. We \_\_\_\_\_ sing really well, but we \_\_\_\_\_ dance at all.
4. He \_\_\_\_\_ draw at all, but he \_\_\_\_\_ cook very well.
5. She \_\_\_\_\_ play soccer very well, and she \_\_\_\_\_ play volleyball well, too.
6. They \_\_\_\_\_ speak Spanish at all, but they \_\_\_\_\_ speak Portuguese really well.

**6. Write questions with *can*. Then match the questions with the correct short answers. Use each short answer one time.**

1. your sister / dance well

Can your sister dance well?

2. your father / sing

\_\_\_\_\_

3. they / play basketball

\_\_\_\_\_

4. you / dance well

\_\_\_\_\_

5. you / swim

\_\_\_\_\_

6. your brother / play the piano

\_\_\_\_\_

a. Yes, I can.

b. No, he can't, but he can play the guitar.

c. Yes, she can.

d. No, I can't, but I can swim well.

e. Yes, he can, and he can sing, too.

f. No, they can't.

**7. Read the conversation. Then put the following conversation in order. Write the numbers.**

**A** Hey, Nancy. Can you draw?

**B** Yes, I can. I can draw very well.

**A** Oh, that's cool!

**B** What about you? Can you draw?

**A** Me? I can't draw at all.

**B** No problem. I can teach you!

**A** Really? Thanks so much!

\_\_\_ That's so nice! Thank you!

\_\_\_ Oh, that's awesome!


\_\_\_ No problem. I can teach you!

\_\_\_ Yes, I can. I can play basketball very well.

\_\_\_ What about you? Can you play basketball?

\_\_\_ **I** Marci, can you play basketball?

\_\_\_ Me? I can't basketball at all.



**8. Choose the appropriate response. Write a check mark.**

1. **A** Can you swim?

a. **B** Really? Thanks so much!

b.  I can't swim at all. Can you?

2. **A** I can teach you.

a. **B** That's awesome. Thanks!

b. **B** I can't swim at all.

3. **A** I can't dance at all.

a. **B** Thanks so much!

b. **B** No problem. I can teach you.

4. **A** Can you cook well?

a. **B** Me? Not at all.

b. **B** That's so awesome.

# 12 You should visit Brazil!

1. Review the Vocabulary. Write your own study notes (or translation) for each word or phrase.

| Vocabulary          | My study notes | My study notes  |
|---------------------|----------------|-----------------|
| food                | _____          | visit _____     |
| music               | _____          | fantastic _____ |
| tourist attractions | _____          | beautiful _____ |
| mountains           | _____          |                 |
| souvenirs           | _____          |                 |

2. Complete the conversations with the Vocabulary.



1. Mom: Hi, Sarah. Are you and Doug in the U.S. today?  
Sarah: Yeah Mom. We're in Colorado, in the mountains.



2. Max: This \_\_\_\_\_ is really good.  
Elena: You're right. It's great.



3. Sandy: Look at these nice warm sweaters.  
Tammy: Hmm. Bolivian sweaters are fantastic \_\_\_\_\_.



4. Flora: Let's ride our bikes today!  
Blake: In the \_\_\_\_\_? No way!  
Let's stay here and swim.



5. Dad: Should we visit the old city today?  
Mom: Good idea. There are lots of nice \_\_\_\_\_ there.



6. Seth: Hey! There's a fantastic concert at the beach.  
Leo: Really? We can listen to \_\_\_\_\_ at a beach? Let's go!

### 3. Complete the statements with *should* or *shouldn't* and the verb.



1. You shouldn't visit (visit) New York in August. It's too hot. You \_\_\_\_\_ (visit) in June or September.



2. You \_\_\_\_\_ (buy) souvenirs on the street. They're too expensive. You \_\_\_\_\_ (buy) souvenirs in a souvenir store.



3. I \_\_\_\_\_ (stay) home today. It's too rainy. Or maybe I \_\_\_\_\_ (go) to the mall.



4. The One Direction concert is at 7:00! We \_\_\_\_\_ (be) late. We \_\_\_\_\_ (go) right now!

### 4. Write questions with *should*. Complete the short answers.

1. my brother / Should / Mexico City? / visit

A: Should my brother visit Mexico City?

B: Yes, he should . It's really cool!

2. Lourdes / Should / the dress? / buy

A: \_\_\_\_\_

B: No, \_\_\_\_\_ . It's too expensive.

3. I / Should / to a Thai restaurant? / go

A: \_\_\_\_\_

B: Yes, \_\_\_\_\_ . Thai food is fantastic.

4. my friends / Should / in the park today? / ride their bikes

A: \_\_\_\_\_

B: No, \_\_\_\_\_ . It's too cold and windy.



### 5. Write information questions with *should*.

1. A: What / I see in New York?

What should I see in New York?

B: The Empire State Building. It's famous!

2. A: Where / they go after they visit Porto Alegre?

B: Iguazu Falls. The falls are really beautiful.

3. A: When / we come to Bangkok?

B: Come in April for the Songkran festival. It's fantastic!

4. A: Why / my parents visit the Pyramids in Egypt?

B: Because they're historic and very beautiful.

**6. Read the conversation. Then complete the answers to the questions.**

- A** Hi, Ian. Are you in London right now?
- B** Hi, Suzanne. Yes. Where are you?
- A** At home. In Vancouver.
- B** So, what's Canada like?
- A** Well, it's a big country. The mountains are beautiful.
- B** And what about the people?
- A** The people are really nice! You should come to Vancouver sometime!
- B** Good advice. Thanks!



1. Where is Suzanne now? She's in Vancouver.
2. Where is Ian now? He's in \_\_\_\_\_.
3. What are the mountains like in Canada? They're \_\_\_\_\_.
4. What are the people like in Canada? They're really \_\_\_\_\_.

**7. Put the conversation in order. Write the numbers.**

- \_\_\_ I'm at a restaurant. In Madrid.
- 1 Tracey, are you at home right now?
- \_\_\_ It's fantastic! The music is fantastic and the food is awesome.
- \_\_\_ It's always hot and sunny. You should come to Spain sometime!
- \_\_\_ Really? What's Spain like?
- \_\_\_ Yes. Where are you?
- \_\_\_ And what's the weather like?

**8. Look at the pictures and complete the conversations.**



1. **A:** Hi, Claudio. Are you in Chicago right now?
- B:** Hey, Lance. Yes. \_\_\_\_\_ you?
- A:** I'm in \_\_\_\_\_.
- B:** So, \_\_\_\_\_ Peru \_\_\_\_\_?
- A:** Well, it's really nice, and the \_\_\_\_\_ is awesome!
- B:** And \_\_\_\_\_ the weather \_\_\_\_\_?
- A:** Well, today \_\_\_\_\_ sunny. \_\_\_\_\_ sometime!



2. **A:** Hey, Arturo. Are you in \_\_\_\_\_?
- B:** Hi, Tina. Yes. \_\_\_\_\_ you?
- A:** At a restaurant. In \_\_\_\_\_, in China.
- B:** So, \_\_\_\_\_ China \_\_\_\_\_?
- A:** It's a really big country with lots of people. And the \_\_\_\_\_ is fantastic.
- B:** And \_\_\_\_\_?
- A:** Well, in August it's very hot. But the weather's nice now. \_\_\_\_\_ sometime!

**OXFORD**  
UNIVERSITY PRESS

Great Clarendon Street, Oxford, OX2 6DP, United Kingdom

Oxford University Press is a department of the University of Oxford.  
It furthers the University's objective of excellence in research, scholarship,  
and education by publishing worldwide. Oxford is a registered trade  
mark of Oxford University Press in the UK and in certain other countries

© Oxford University Press 2015

The moral rights of the author have been asserted

First published in 2015

2019 2018 2017

10 9 8 7 6 5

**No unauthorized photocopying**

All rights reserved. No part of this publication may be reproduced, stored  
in a retrieval system, or transmitted, in any form or by any means, without  
the prior permission in writing of Oxford University Press, or as expressly  
permitted by law, by licence or under terms agreed with the appropriate  
reprographics rights organization. Enquiries concerning reproduction outside  
the scope of the above should be sent to the ELT Rights Department, Oxford  
University Press, at the address above

You must not circulate this work in any other form and you must impose  
this same condition on any acquirer

Links to third party websites are provided by Oxford in good faith and for  
information only. Oxford disclaims any responsibility for the materials  
contained in any third party website referenced in this work

ISBN: 978 0 19 403459 3 Student Book & Workbook

ISBN: 978 0 19 403432 6 Extra Practice CD-ROM

ISBN: 978 0 19 403461 6 Pack

Printed in China

This book is printed on paper from certified and well-managed sources.

**ACKNOWLEDGEMENTS**

Cover artwork by: Tom Redford/Meiklejohn Illustration (inspired by Alamy  
Images/Boys jumping with bikes/Kuttig - People)

Commissioned photography by: Mark Bassett pp.9, 15, 22, 25, 26, 27, 30, 35, 40,  
41, 42, 43, 46, 47 (girl on laptop), 55, 61, 62, 66, 75, 81, 82, 84, 86, 87, 100, 101,  
103.



# Teen2Teen

For your reality

**Teen2Teen makes learning English irresistible:**

- Natural social language reflects the social nature of teens
- A social networking context makes English come alive
- Grammar in context gives meaning to language
- Clearly-presented vocabulary ensures understanding



Student Book & Workbook with Extra Practice CD-ROM

**Teen2Teen makes teaching English effortless:**

- Transparent methodology fits every teaching style
- A carefully-paced syllabus promotes student confidence
- Presentation tools reduce planning time
- A bank of worksheets and tests provide extra support for students for successful teaching



Teacher's Edition with Teacher's Resource CD-ROM



iTools



DVD



Class Audio CDs

OXFORD  
UNIVERSITY PRESS

www.oup.com/elt



موسسه زبان دهخدا  
dehkhodaedu.com

SHAPING learning TOGETHER

CEFR  
B1  
A2  
A1

ISBN 978-0-19-403461-6



9 780194 034616